

CUSTOMER \_\_\_\_\_

CUSTOMER' S P/N \_\_\_\_\_

DESCRIPTION SMD Power Inductor

SGTE PART NO. GPSR-RP0855-680MS01

SAMPLE NO. 518100701 REVISION A DATE 2018-10-7

## SPECIFICATION FOR APPROVAL

FULLY APPROVED	REVISE APPROVED

**SGTE 感通科技**

深圳感通科技有限公司（大陸工廠）

GANTONG TECHNOLOGY (SHENZHEN) CO., LTD.

深圳市平湖街道平湖村萬福路26號

No. 26 Wan fu Road, Ping hu Village. Ping hu town, Shenzhen City

Tel: 0755-28457600

Fax: 0755-28452952

感通科技有限公司（台灣辦事處）

臺北縣汐止市新台5路一段77號10樓之7

10F~7, NO. 77, Sec. 1, Hsin Tai 5 Road, Shi-chi City, Taipei.

Tel: 886-2-8698-2341

Fax: 886-2-8698-2342

納美科技股份有限公司（香港辦事處）

LAPEE TECHNOLOGY LIMITED

香港九龍尖沙嘴加連威老道嘉蘭圍5-11號利時商業大廈17樓1713室

Room 1713 17/F, Rise Commercial Bldg 5-11 Granville Circuit, Granville Rd, Tsim Sha Tsui., K

Tel: 852-25301111

Fax: 852-25371111

<http://www.szgte.com>

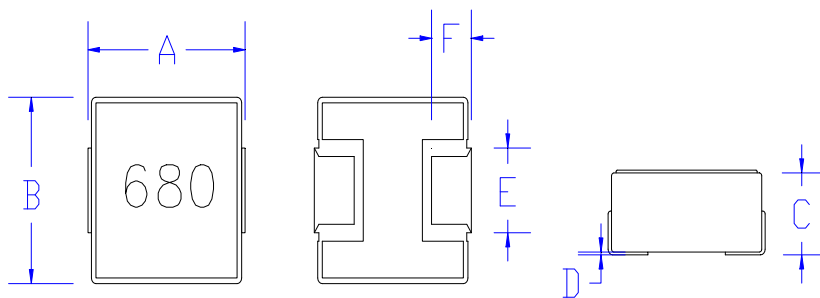


# SPECIFICATION

**RoHS  
COMPLIANT**

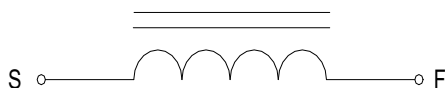
Customers Part Number	Item Name	Date	
	SMD Power Inductor	2018-10-7	
Gan Tong Part NO.	Sample NO.	Revision No.	A
GPSR-RP0855-680MS01	S18100701	Page	1-5

## MECHANICAL & DIMENSIONS



(UNIT: mm)	
A	$7.8 \pm 0.5$
B	$7.2 \pm 0.5$
C	5.99 MAX
D	$\leq 0.15$
E	$3.0 \pm 0.3$
F	$1.6 \pm 0.3$

### CIRCUIT



## ELECTRICAL REQUIREMENTS:

PARAMETER	SPECIFICATION	CONDITION	TEST INSTRUMENTS
L	$68 \pm 20\%$ uH	100KHz/1V	■ LCR Agilent4284A / Chroma 11300 ■ CH16502 IMPEDANCE METER ■ A4284A+A42841A LCR METER ■ Chroma /11300+3302+1320+1320S
DCR	260max mΩ	@ 25°C	
I-sat	3.0 A mps	$\cong 65\%LOA$	
I rms	2.4 A mps	$\Delta T \cong 40^\circ C$	

- I rms: Current that causes a 40°C temperature rise from 25°C ambient.
- I sat: DC current at which the inductance drops 35% from it' s value without current.
- All test Data is referenced to 25°C ambient.
- Operating Temperature Range: -25°C to +125°C.

# SPECIFICATION

**RoHS  
COMPLIANT**

Customers Part Number	Item Name	Date	
	SMD Power Inductor	2018-10-7	
Gan Tong Part NO.	Sample NO.	Revision No	A0
GPSR-RP0855-680MS01	S18100701	Page	2-5

### Electrical Characteristic :

PARAMETER	L	DCR	I-sat	Irms	
UNIT	uH	mΩ	A mps	A mps	
SPECIFICATION	68± 20%	260Max	3.0	2.4	
CONDITION	100KHz/1V	@ 25°C	≧ 65%LOA	ΔT ≧ 40°C	
1	65.70	198.0	71.80%	33.6°C	
2	64.30	199.0			
3	64.03	201.0			
4	64.80	197.0			
5	65.55	198.0			
6					
10					
MEAN	64.88	198.60			
R	1.67	4.00			

### External Dimensions:

NO	A	B	C	D	E	F		
	7.8± 0.5	7.2± 0.5	5.99 MAX	≤0.15	3.0± 0.3	1.6± 0.3		
1	8.05	7.25	5.55	0.07	2.97	1.63		
2	8.11	7.24	5.52	0.09	2.99	1.62		
3	8.08	7.25	5.54	0.08	2.99	1.60		
4	8.07	7.26	5.56	0.08	3.00	1.61		
5	8.06	7.25	5.57	0.08	3.01	1.58		
6								
MEAN	8.07	7.25	5.55	0.08	2.99	1.61		
R	0.06	0.02	0.05	0.02	0.04	0.05		

Inductance measured at 100KHz/1Vrms..

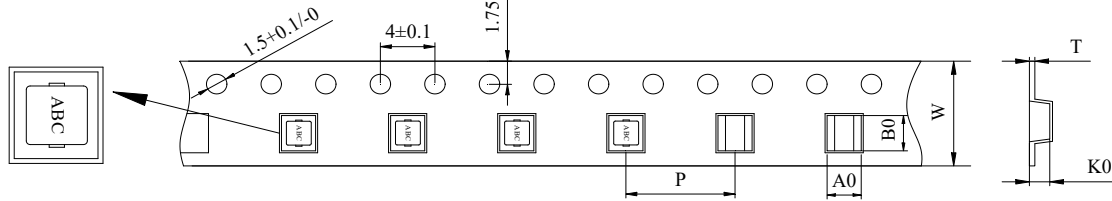
Electrical specifications at 25±5°C. Humidity 60±10%

# SPECIFICATION

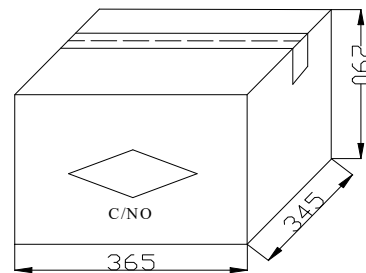
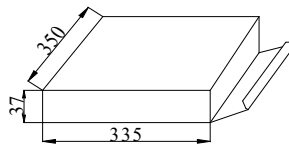
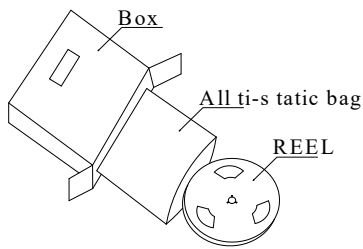
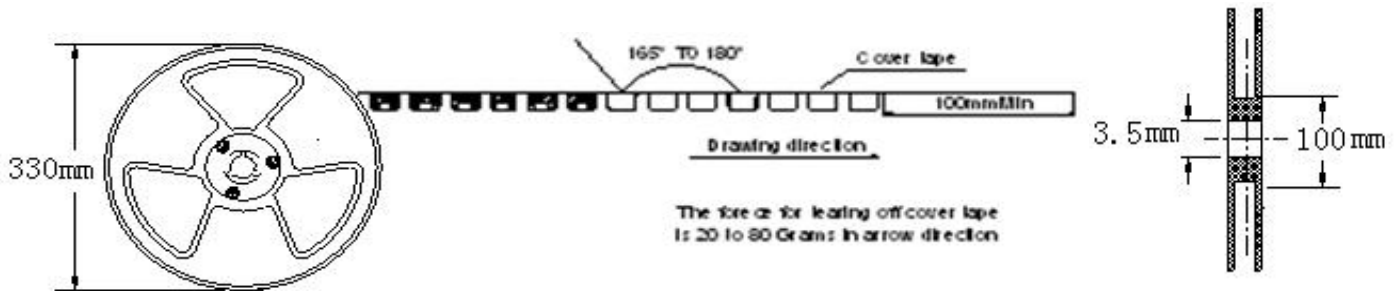
**RoHS  
COMPLIANT**

Customers Part Number	Item Name	Date	
	SMD Power Inductor	2018-10-7	
Gan Tong Part NO.	Sample NO.	Revision No.	A
GPSR-RP0855-680MS01	S18100701	Page	4-5

## PACKAGING



A0	B0	K0	T	P	W	Unit
7.7 ±0.1	8.2 ±0.1	6.1 ±0.1	0.4 ±0.05	12 ±0.1	16 ±0.3	mm



## Packaging Quantity

Inner Carton		Outer Carton			
Reel size	Quantity/Reel	Inside the box size	Quantity	Carton size	Quantity
ϕ 330	800pcs	350*335*37	800pcs	365*345*290	4800pcs

## Storage

1. Temperature and humidity conditions: Less than 40°C and 70% RH.
2. Recommended products should be used within 6 months from the time of delivery.
3. The packaging material should be kept where no chlorine or sulfur exists in the air.

## Transportation

1. Products should be handled with care to avoid damage and contamination from perspiration and skin oils.
2. The use of tweezers or vacuum pick up is strongly recommended for individual components.
3. Bulk handling should ensure that abrasion and mechanical shock are minimized.

# SPECIFICATION

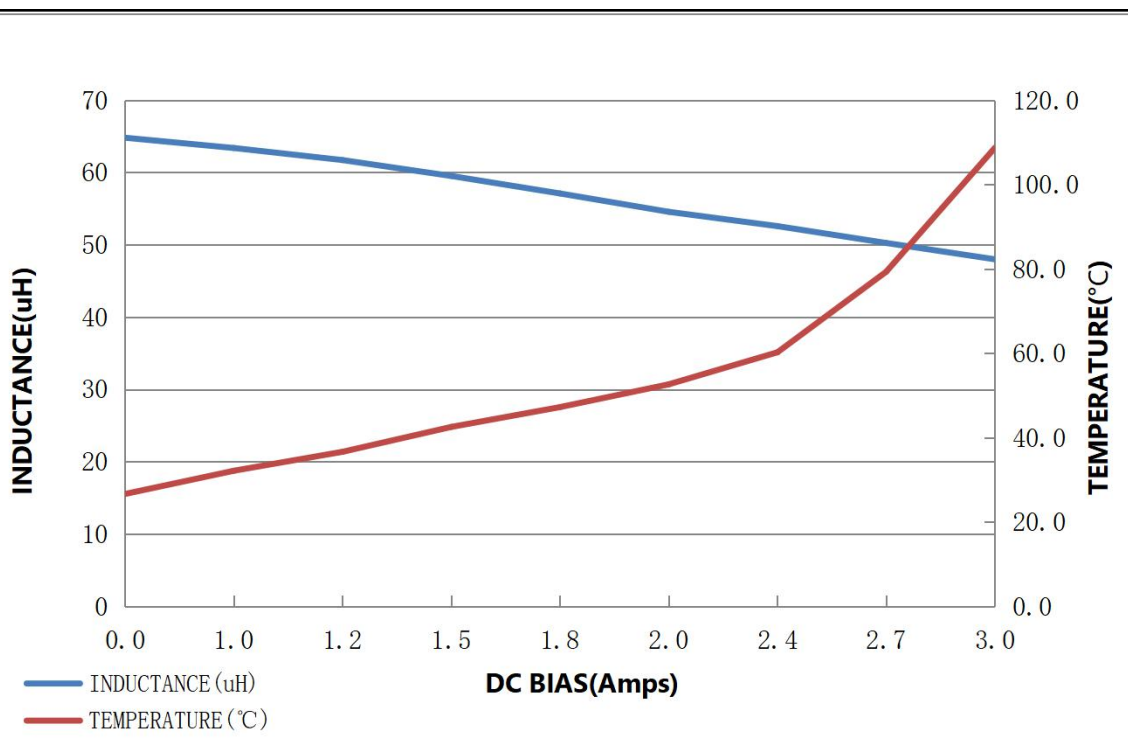
**RoHS  
COMPLIANT**

Customers Part Number	Item Name	Date	
	SMD Power Inductor	2018-10-7	
Gan Tong Part NO.	Sample NO.	Revision No	A0
GPSR-RP0855-680MS01	S18100701	Page	3-5

## INDUCTANCE (uH) / TEMPERATURE RISE(°C) VS DC BIAS (Amps)

IDC	L(uH)	L/LoA (%)	T(°C)	ΔT(°C)		
0.0 A	64.8	100.00%	26.6	0.0		
1.0 A	63.38	97.81%	32.1	5.5		
1.2 A	61.71	95.23%	36.6	10.0		
1.5 A	59.51	91.84%	42.5	15.9		
1.8 A	57.09	88.10%	47.2	20.6		
2.0 A	54.55	84.18%	52.6	26.0		
2.4 A	52.57	81.13%	60.2	33.6		
2.7 A	50.24	77.53%	79.3	52.7		
3.0 A	47.98	74.04%	108.7	82.1		

CONDITION: 100KHz , 1.0Vrms



# SPECIFICATION

**RoHS  
COMPLIANT**

Customers Part Number	Item Name	Date	
	SMD Power Inductor	2018-10-7	
Gan Tong Part NO.	Sample NO.	Revision No.	A
GPSR-RP0855-680MS01	S18100701	Page	5-5

## SOLDING CONDITIONS

Figure 1. Re-flow Soldering

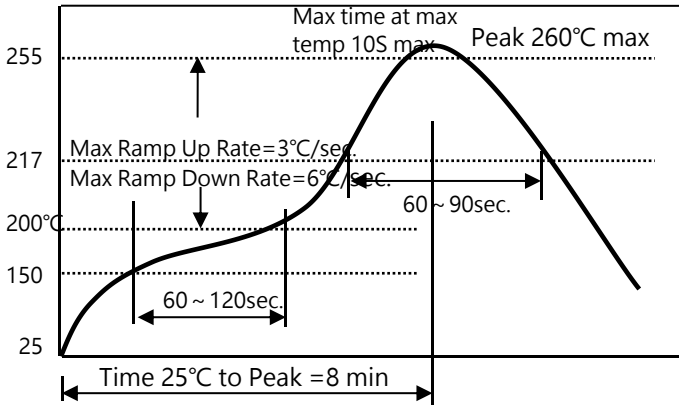
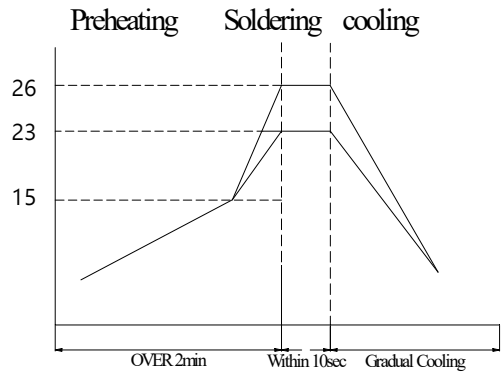


Figure 2. Hand Soldering



## Reliability and Testing Conditions/Surface Mount Type Power Inductors

Item	Specification	Conditions															
Solderability	More than 90% of the terminal electrode should be covered with solder.																
Solder Heat Resistance	Inductance within ±20% of initial value and appearance shall not break.																
Heat resistance	Inductance within ±20% of initial value. No disconnection or short circuit.	After 500±12 hours in 145±5°C and 2 hour drying under normal condition.															
Cold resistance	Inductance within ±20% of initial value. No disconnection or short circuit. Appearance shall not break.	After 500±12 hours in -40±2°C and 2 hour drying under normal condition.															
Thermal shock	Inductance within ±20% of initial value. No disconnection or short circuit. Appearance shall not break.	After 10 cycles of following condition. <table border="1" style="margin-left: auto; margin-right: auto; border-collapse: collapse;"> <thead> <tr> <th>Step</th> <th>Temperature (°C)</th> <th>Times (min.)</th> </tr> </thead> <tbody> <tr> <td>1</td> <td>-40±2</td> <td>30</td> </tr> <tr> <td>2</td> <td>Room Temperature</td> <td>Within 3</td> </tr> <tr> <td>3</td> <td>145±5</td> <td>30</td> </tr> <tr> <td>4</td> <td>Room Temperature</td> <td>Within 3</td> </tr> </tbody> </table>	Step	Temperature (°C)	Times (min.)	1	-40±2	30	2	Room Temperature	Within 3	3	145±5	30	4	Room Temperature	Within 3
Step	Temperature (°C)	Times (min.)															
1	-40±2	30															
2	Room Temperature	Within 3															
3	145±5	30															
4	Room Temperature	Within 3															
Humidity Resistance	Inductance within ±20% of initial value. No disconnection or short circuit. Appearance shall not break.	After 500±12 hours in 40±2°C and 90 to 95% humidity, and 2 hour drying under normal condition.															
* Vibration Test	Inductance within ±20% of initial value and appearance shall not break.	After vibration for 1hour, In each of three orientations at sweep vibration															