

CBB81

High Voltage Metallized Polypropylene Film / Foil Capacitors

## 高压金属化聚丙烯膜/箔式电容器

CBB81



### 产品特点.Characteristics

- 金属化聚丙烯膜箔式材质;
- 无感卷绕结构;
- 阻燃环氧树脂粉末包封;
- 损耗小, 内部温升小;
- 负电容量温度系数
- Metallized polypropylene film foil dielectric
- Non-inductive winding structure
- Flame retardant epoxy resin powder encapsulation
- Small tgδ, low internal temperature rise
- Negative electricity capacity temperature ratio

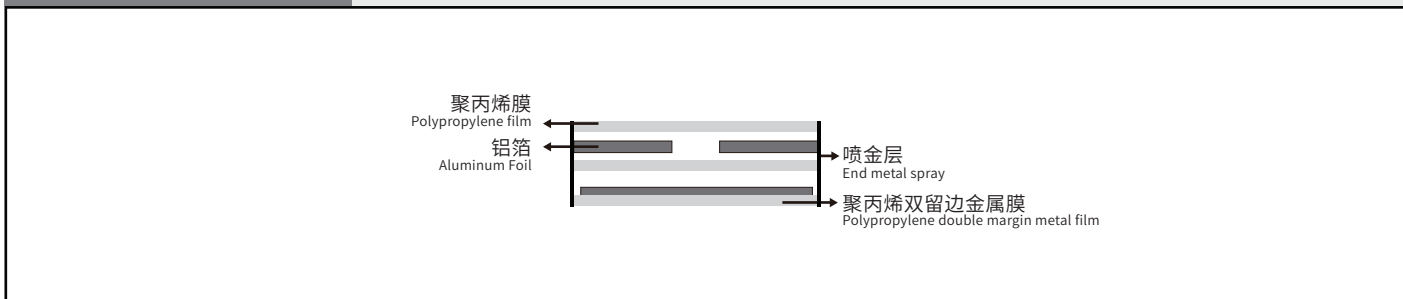
### 产品应用.Application

- 显示器、彩电行逆程电路;
- 适用于高脉冲、大电流电路中
- Display, Color TV Reverse Circuit
- Suitable for High Pulse and High Current Circuits

### 性能参数.Technical Data

● 引用标准 Reference Standards	GB/T 14579(IEC 60384-17)	
● 气候类别 Climate Category	40/085/21	
● 工作温度范围 Operating Temperature Range	-40°C~85°C Tmax 105°C	
● 额定电压 Rated Voltage	800VDC、1000VDC、1200VDC、1600VDC、2000VDC	
● 电容量范围 Capacitance Range	0.001μF~0.1μF	
● 电容量偏差 Capacity Tolerance	±5%(J); ±10%(K); ±20%(M)	
● 耐电压 Withstand Voltage	V <sub>t</sub> ±1.75UN 5S (at 20±5°C)	
● 损耗角正切 Dissipation Factor	tgδ ≤ 0.0010 (20°C, 1KHz)	
● 绝缘电阻 Insulation Resistance	≥ 50000MΩ (at 20°C 1Min)	
● 最大脉冲爬升速度 Maximum Pulse Rise Time(dV/dt)	U <sub>N</sub> (V)	dV/dt (V/μS)
		P=15
	800VDC	10000
	1000/1200VDC	20000
	1600/2000VDC	30000

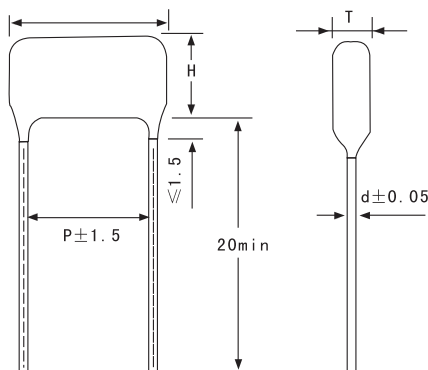
### 结构图.Construction Diagram



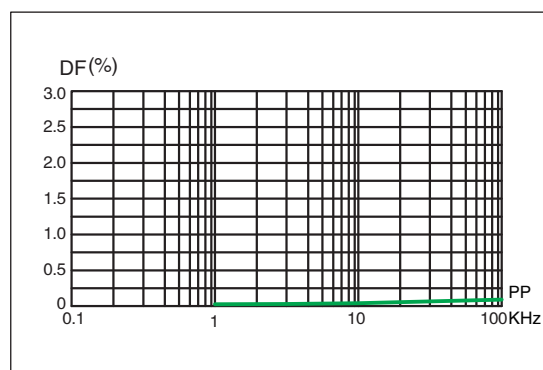
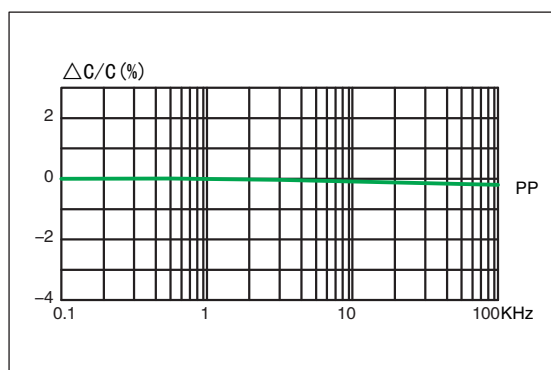
## CBB81

## High Voltage Metallized Polypropylene Film / Foil Capacitors

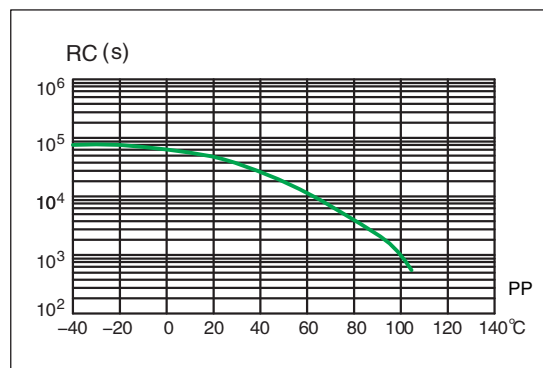
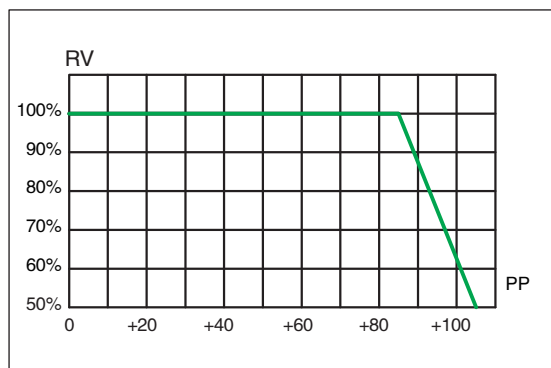
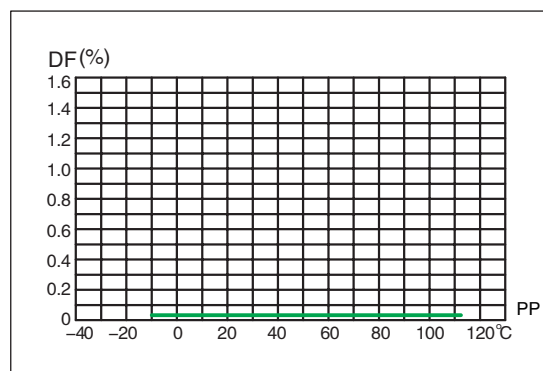
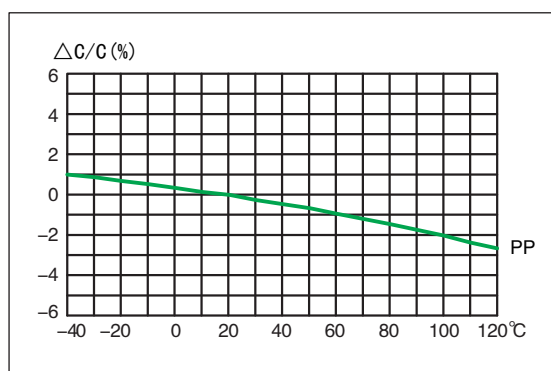
### 产品外形.Product Shape



### 频率特性.Temperature Characteristics



### 温度特性.Frequency Characteristics



## CBB81

## High Voltage Metallized Polypropylene Film / Foil Capacitors

### 参数表 Article Table

#### R 系列

Capacity (μF)	尺寸标注 Size mark	1250V					1600V					2000V				
		Wmax	Hmax	Tmax	P	d	Wmax	Hmax	Tmax	P	d	Wmax	Hmax	Tmax	P	d
0.0010	R	13.0	5.5	9.5	10.0	0.6	18.0	6.0	10.0	15.0	0.6	18.0	6.0	10.0	15.0	0.6
0.0015	R	13.0	6.0	10.0	10.0	0.6	18.0	6.5	10.5	15.0	0.6	18.0	5.5	9.5	15.0	0.6
0.0022	R	13.0	6.0	10.0	10.0	0.6	18.0	6.5	10.5	15.0	0.6	18.0	6.5	10.5	15.0	0.6
0.0033	R	13.0	5.5	9.5	10.0	0.6	18.0	6.0	10.0	15.0	0.6	18.0	6.5	10.5	15.0	0.6
0.0047	R	13.0	6.0	10.0	10.0	0.6	18.0	6.0	10.5	15.0	0.6	18.0	7.0	11.5	15.0	0.6
0.0068	R	18.0	6.5	10.5	15.0	0.6	18.0	7.5	11.5	15.0	0.6	18.0	7.5	11.5	15.0	0.6
0.0082	R	18.0	7.0	11.5	15.0	0.6	18.0	8.0	12.5	15.0	0.8	18.0	8.0	12.0	15.0	0.8
0.0100	R	18.0	7.5	12.0	15.0	0.8	24.0	6.5	13.0	21.0	0.8	24.0	7.5	14.0	21.0	0.8
0.0150	R	18.0	8.5	13.5	15.0	0.8	24.0	8.0	14.5	21.0	0.8	23.0	8.0	14.5	20.0	0.8
0.0220	R	18.0	9.0	15.5	15.0	0.8	24.0	9.5	16.0	21.0	0.8	23.0	9.0	15.5	20.0	0.8
0.0330	R						24.0	11.5	18.0	21.0	0.8	24.0	11.5	18.0	21.0	0.8
0.0470	R						24.0	13.5	20.0	21.0	0.8	24.0	14.0	21.0	21.0	0.8
0.0680	R						33.5	11.0	18.0	30.0	0.8	33.5	12.5	19.5	30.0	0.8
0.0820	R						33.5	12.0	19.5	30.0	0.8	33.5	12.5	19.5	30.0	0.8
0.1000	R						33.5	13.5	20.5	30.0	0.8	33.5	14.0	22.5	30.0	0.8
0.1500	R						33.5	16.0	24.5	30.0	0.8	33.5	17.0	25.5	30.0	0.8
0.2200	R						33.5	19.5	28.0	30.0	0.8	33.5	19.0	29.0	30.0	0.8

#### U 系列

Capacity (μF)	尺寸标注 Size mark	1250V					1600V					2000V				
		Wmax	Hmax	Tmax	P	d	Wmax	Hmax	Tmax	P	d	Wmax	Hmax	Tmax	P	d
0.0010	U	13.0	5.0	9.0	10.0	0.6										
0.0015	U	13.0	5.0	9.5	10.0	0.6										
0.0022	U	13.0	5.5	9.5	10.0	0.6										
0.0033	U	13.0	5.0	9.0	10.0	0.6										
0.0047	U	13.0	5.5	10.0	10.0	0.6										
0.0068	U	18.0	6.0	10.0	15.0	0.6	18.0	7.0	11.0	15.0	0.6	18.0	7.0	11.0	15.0	0.6
0.0082	U	18.0	6.5	11.0	15.0	0.6	18.0	7.5	12.0	15.0	0.8	18.0	7.5	11.5	15.0	0.8
0.0100	U	18.0	7.0	11.5	15.0	0.8						24.0	7.0	12.0	21.0	0.8
0.0150	U	18.0	7.5	12.5	15.0	0.8	24.0	7.5	14.0	21.0	0.8	23.0	7.0	13.5	20.0	0.8
0.0220	U	18.0	8.5	15.0	15.0	0.8	24.0	9.0	15.5	21.0	0.8					
0.0330	U						24.0	10.5	17.0	21.0	0.8	24.0	10.5	17.0	21.0	0.8
0.0470	U						24.0	12.5	19.0	21.0	0.8	24.0	13.0	19.5	21.0	0.8
0.0680	U						33.5	10.0	17.5	30.0	0.8	33.5	11.5	18.5	30.0	0.8
0.0820	U						33.5	11.0	18.5	30.0	0.8	33.5	11.5	18.5	30.0	0.8
0.1000	U						33.5	12.5	19.5	30.0	0.8	33.5	13.5	22.0	30.0	0.8
0.1500	U						33.5	15.0	23.5	30.0	0.8	33.5	16.5	25.0	30.0	0.8
0.2200	U						33.5	18.0	26.5	30.0	0.8	33.5	19.0	28.5	30.0	0.8

以上表格/图形仅供参考, 以实物为准。 The above table / graphics are for reference only, subject to the actual product (unit: mm)

#### 特别说明:

R: 出厂测试电压为耐电压的2倍, 体积较U产品略大

U: 出厂测试电压为耐电压的1.6倍, 体积较R产品略小

(产品体积详细参考以上表格内容)

#### Remark:

The R: factory test voltage is 2 times the withstand voltage, and the volume is slightly larger than that of the U product.

The U: factory test voltage is 1.6 times the withstand voltage, and the volume is slightly smaller than that of the R product.

(volume of products refer to the above table).