

CBB22

Metallized Polypropylene Film capacitors

金属化聚丙烯膜电容器

CBB22



产品特点.Characteristics

- 金属化聚丙烯膜材质;
- 无感卷绕结构;
- 阻燃环氧树脂粉末封装;
- 耐压高, 损耗(tgδ)小; 内部温升低
- Metallized polypropylene film dielectric
- Non-inductive winding structure
- Flame retardant epoxy resin powder encapsulation
- Resistance to high voltage, small tgδ, low temperature rise

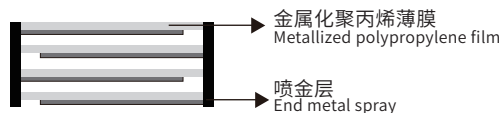
产品应用.Application

- 广泛应用于高频、直流、交流和脉冲电路中;
- 显示器的S校正电路中;
- Widely used in High Frequency, DC, AC, Pulse Circuits
- S-correction circuits of the display device

性能参数.Technical Data

● 引用标准 Reference Standards	GB/T 10190(IEC 60384-16)				
● 气候类别 Climate Category	40/085/21				
● 工作温度范围 Operating Temperature Range	-40°C~85°C				
● 额定电压 Rated Voltage	100VDC、250VDC、400VDC、630VDC				
● 电容量范围 Capacitance Range	0.01μF~20 μF				
● 电容量偏差 Capacity Tolerance	±5%(J); ±10%(K); ±20%(M)				
● 耐电压 Withstand Voltage	V _{tt} : 1.6UN 5S (at20±5°C)				
● 损耗角正切 Dissipation Factor	tgδ≤0.0010 (20°C, 1KHz)				
● 绝缘电阻 Insulation Resistance	C≤0.33μF R≥100000MΩ(at20°C 100VDC 1Min)				
	C>0.33 μF RCN≥30000S (at20°C 100VDC 1Min)				
● 最大脉冲爬升速度 Maximum Pulse Rise Time (dV/dt)	U _N (V)	dV/dt (V/μS)			
		P=7.5	P=10	P=15	P=20
	100VDC	120	110	100	70
	250VDC	240	220	200	120
	400VDC	---	330	300	180
630VDC	---	320	400	240	

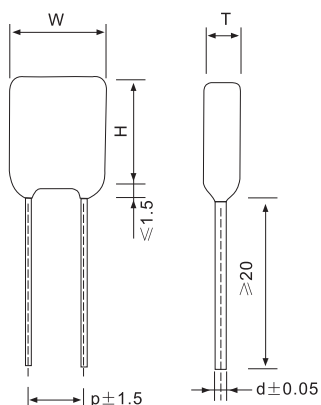
结构图.Construction Diagram



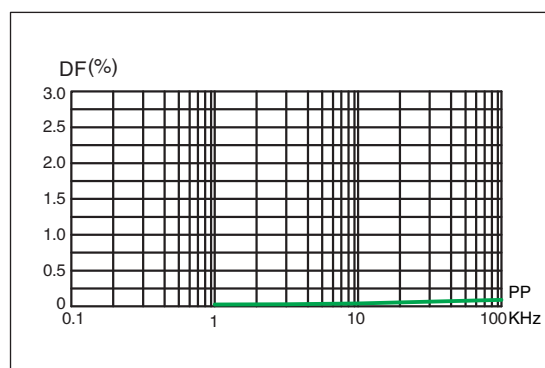
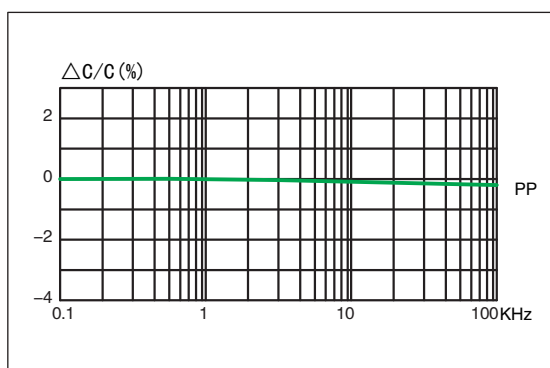
CBB22

Metallized Polypropylene Film capacitors

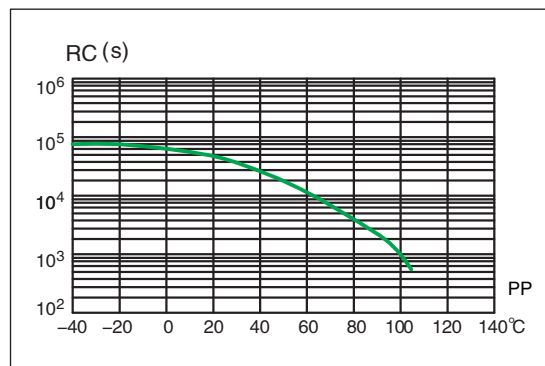
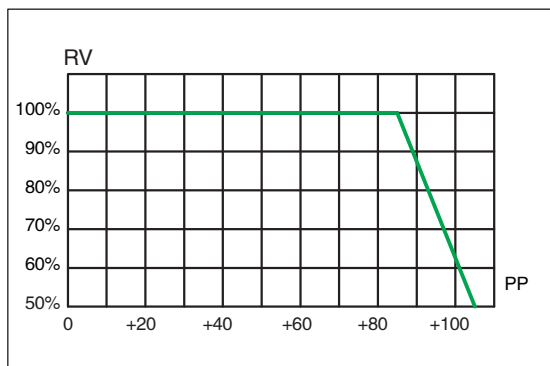
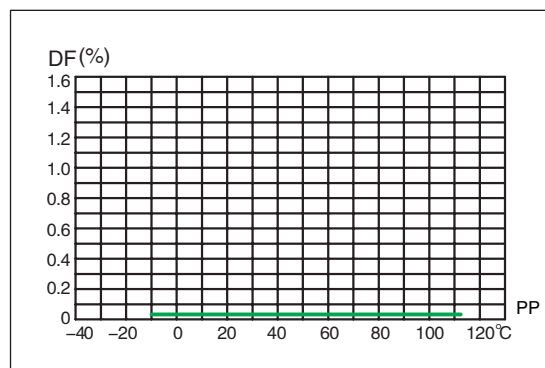
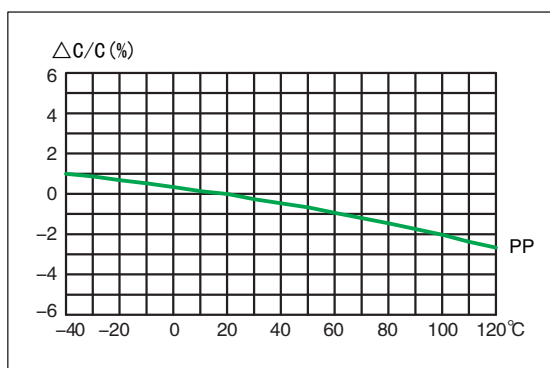
产品外形.Product Shape



频率特性.Temperature Characteristics



温度特性.Frequency Characteristics



CBB22

Metallized Polypropylene Film capacitors

参数表.Article Table

R 系列

Capacity (μ F)	尺寸标注 Size mark	250V					400V					630V				
		Wmax	Hmax	Tmax	P	d	Wmax	Hmax	Tmax	P	d	Wmax	Hmax	Tmax	P	d
0.0100	R						13.0	4.5	8.5	10.0	0.6	13.0	5.0	9.0	10.0	0.6
0.0150	R						13.0	5.5	9.5	10.0	0.6	13.0	5.5	9.5	10.0	0.6
0.0220	R						13.0	6.5	10.5	10.0	0.6	13.0	6.5	10.5	10.0	0.6
0.0330	R						13.0	5.0	9.0	10.0	0.6	13.0	5.0	10.0	10.0	0.6
0.0470	R	10.0	4.5	8.5	7.5	0.5	13.0	4.5	8.5	10.0	0.6	13.0	6.0	10.0	10.0	0.6
0.0680	R	10.0	5.0	9.0	7.5	0.5	13.0	5.0	9.0	10.0	0.6	13.0	7.0	11.0	10.0	0.6
0.0820	R	13.0	5.0	9.0	10.0	0.6	13.0	5.5	9.5	10.0	0.6					
0.1000	R	13.0	5.5	9.5	10.0	0.6	13.0	6.0	10.0	10.0	0.6	13.0	8.0	12.5	10.0	0.8
0.1500	R	13.0	6.0	10.0	10.0	0.6	13.0	7.5	11.5	10.0	0.6	18.0	6.0	12.5	15.0	0.6
0.2200	R	13.0	7.5	11.5	10.0	0.6	18.0	6.5	11.5	15.0	0.8	18.0	8.0	13.0	15.0	0.8
0.3300	R	18.0	5.5	9.5	15.0	0.6	18.0	8.0	13.0	15.0	0.8	18.0	9.5	14.0	15.0	0.8
0.4700	R	18.0	6.5	11.5	15.0	0.8	18.0	8.5	12.5	15.0	0.8	23.0	9.0	15.5	20.0	0.8
0.6800	R	18.0	7.5	12.0	15.0	0.8	23.0	8.0	13.0	20.0	0.8	23.0	11.0	17.0	20.0	0.8
0.8200	R	18.0	8.5	13.0	15.0	0.8	23.0	8.5	15.0	20.0	0.8	23.0	12.0	18.5	20.0	0.8
1.0000	R	23.0	7.5	12.5	20.0	0.8	23.0	9.0	15.5	20.0	0.8	23.0	13.0	19.5	20.0	0.8
1.2000	R	23.0	8.0	14.0	20.0	0.8	23.0	10.0	16.5	20.0	0.8	30.5	12.0	18.0	27.0	0.8
1.5000	R	23.0	9.5	14.0	20.0	0.8	23.0	11.5	18.0	20.0	0.8	30.5	13.5	19.5	27.0	0.8
2.2000	R	23.0	11.0	17.0	20.0	0.8	30.5	11.5	17.5	27.0	0.8	30.5	16.5	22.5	27.0	0.8
3.3000	R	30.5	11.0	17.5	27.0	0.8	30.5	14.0	20.5	27.0	0.8	34.5	19.0	25.5	31.0	0.8
4.7000	R	30.5	13.5	20.0	27.0	0.8	30.5	17.5	24.0	27.0	0.8	34.5	23.0	29.0	31.0	0.8
10.0000	R	30.5	20.0	26.0	27.0	0.8										

U 系列

Capacity (μ F)	尺寸标注 Size mark	250V					400V					630V				
		Wmax	Hmax	Tmax	P	d	Wmax	Hmax	Tmax	P	d	Wmax	Hmax	Tmax	P	d
0.0470	U											11.5	4.0	8.0	10.0	0.6
0.1000	U						13.0	4.5	9.0	10.0	0.6	13.0	6.0	10.0	10.0	0.6
0.1500	U						13.0	6.5	10.5	10.0	0.6	13.0	7.5	12.0	10.0	0.6
0.2200	U						13.0	7.5	11.5	10.0	0.6	18.0	6.5	11.5	15.0	0.8
0.3300	U						18.0	7.0	11.0	15.0	0.8	18.0	8.0	13.0	15.0	0.8
0.4700	U						18.0	6.5	11.0	15.0	0.6	18.0	9.0	15.5	15.0	0.8
0.6800	U						18.0	7.5	12.5	15.0	0.6	23.0	9.0	15.5	20.0	0.8
0.8200	U						23.0	7.5	12.0	20.0	0.6	23.0	10.0	16.5	20.0	0.8
1.0000	U						23.0	7.5	12.5	20.0	0.8	30.5	10.0	16.0	27.0	0.8
1.2000	U						23.0	8.5	13.5	20.0	0.8	30.5	10.0	16.5	27.0	0.8
1.5000	U						23.0	8.5	15.0	20.0	0.8	30.5	12.0	17.0	27.0	0.8
2.2000	U						30.5	9.0	15.5	27.0	0.8	30.5	14.0	20.5	27.0	0.8
3.3000	U						30.5	12.5	19.0	27.0	0.8	34.5	16.0	22.5	31.0	0.8
4.7000	U											34.5	19.5	26.0	31.0	0.8
10.0000	U															

以上表格/图形仅供参考, 以实物为准。 The above table / graphics are for reference only, subject to the actual product (unit: mm)

特别说明:

R: 出厂测试电压为耐压的2倍, 体积较U产品略大

U: 出厂测试电压为耐压的1.6倍, 体积较R产品略小

(产品体积详细参考以上表格内容)

Remark:

The R: factory test voltage is 2 times the withstand voltage, and the volume is slightly larger than that of the U product.

The U: factory test voltage is 1.6 times the withstand voltage, and the volume is slightly smaller than that of the R product.

(volume of products refer to the above table).