



TAI-SAW TECHNOLOGY CO., LTD.

No. 3, Industrial 2nd Rd., Ping-Chen Industrial District,
Taoyuan, 324, Taiwan, R.O.C.

TEL: 886-3-4690038 FAX: 886-3-4697532

E-mail: tstsales@mail.taisaw.com Web: www.taisaw.com

Product Specifications Approval Sheet


Product Name: SAW Filter 942.5 MHz 35MHz Bw SMD 3.0SQ mm

TST Parts No.:TA0189A

Customer Parts No.: _____

Customer signature required
Company: _____
Division: _____
Approved by : _____
Date: _____

Checked by: _____ Anne Chen 

Approved by: _____ Bob Chau 

Date: _____ 03, 11, 2013

1. Customer signed back is required before TST can proceed with sample build and receive orders.
2. Orders received without customer signed back will be regarded as agreement on the specifications.
3. Any specifications changes must be approved upon by both parties and a new revision of specifications shall be released to reflect the changes.



TAI-SAW TECHNOLOGY CO., LTD.

No. 3, Industrial 2nd Rd., Ping-Chen Industrial District,
Taoyuan, 324, Taiwan, R.O.C.

TEL: 886-3-4690038 FAX: 886-3-4697532

E-mail: tstsales@mail.taisaw.com Web: www.taisaw.com

SAW Filter 942.5 MHz 35MHz Bw SMD 3.0SQ mm

MODEL NO.: TA0189A

REV. NO.:4.0

A. MAXIMUM RATING:

1. Input Power Level: 15 dB_m
2. DC voltage: -5 ~ +5 V
3. Operating Temperature: - 20°C to +75°C
4. Storage Temperature: -40°C to +85°C

RoHS Compliant
Lead free
Lead-free soldering

Electrostatic Sensitive Device (ESD)

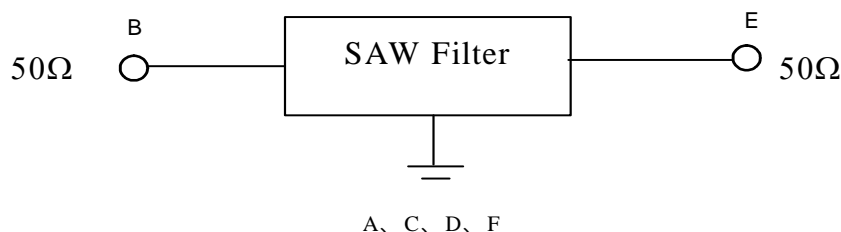
B. ELECTRICAL CHARACTERISTICS:

Characteristics	Value			Note
	Min.	Typ.	Max.	
Center frequency F_C MHz	-	942.5	-	-
Insertion loss(925~960 MHz) I.L. dB	-	2.8	3.5	-
Ripple(925~960 MHz) dB	-	1.1	1.8	-
V.S.W.R (925~960 MHz) dB	-	2.0	2.5	-
Attenuation: (Reference level from 0 dB):				
1) DC. ~ 880 MHz dB	26	32	-	
2) 880 ~ 905 MHz dB	19	25	-	-
3) 905 ~ 915 MHz dB	12	17	-	
4) 980 ~ 1005 MHz dB	18	23	-	
5) 1725 ~ 1760 MHz dB	32	44	-	
6) 1760 ~ 3000 MHz dB	20	23	-	
Impedance at F_C ; Input $Z_{IN}=R_{IN}/C_{IN}$	50Ω // 0 PF			1
Output $Z_{OUT}=R_{OUT}/C_{OUT}$	50Ω // 0 PF			1

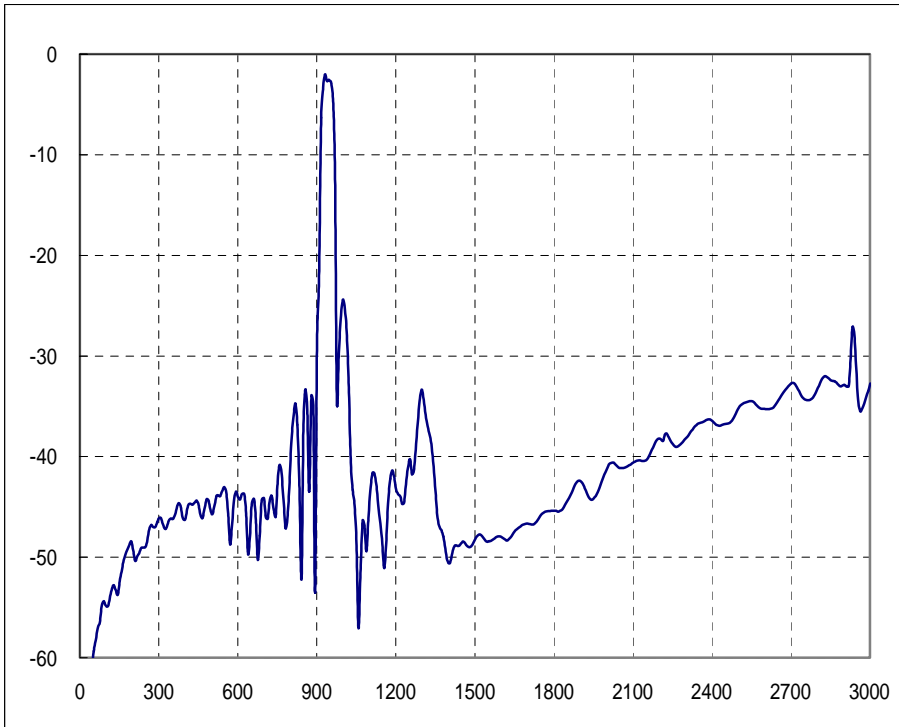
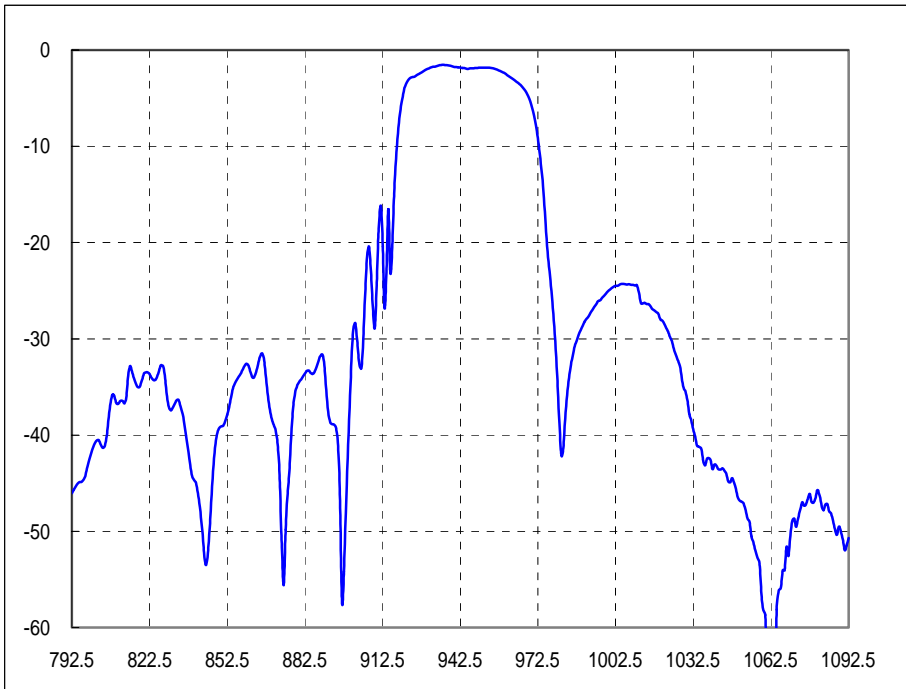
Note1. The standard definitions is in JIS C 6703

MEASUREMENT CIRCUIT:

Network analyzer

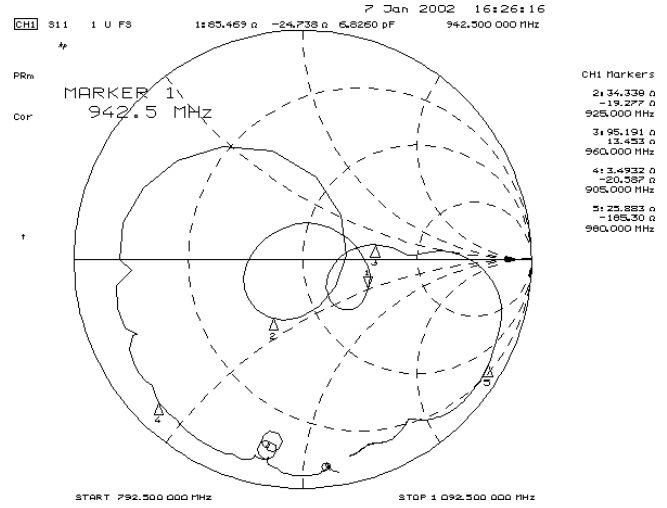
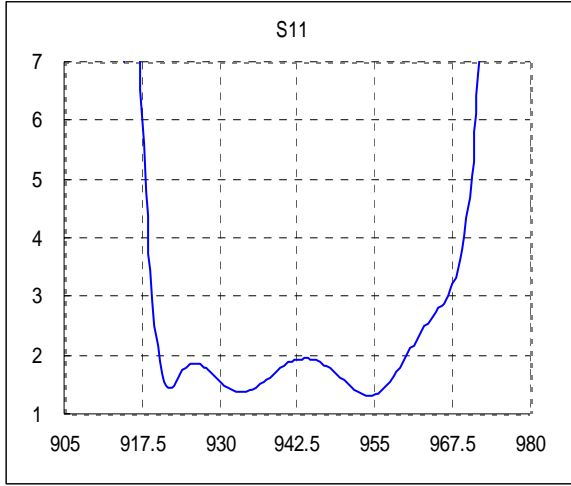


C. Frequency Characteristics :

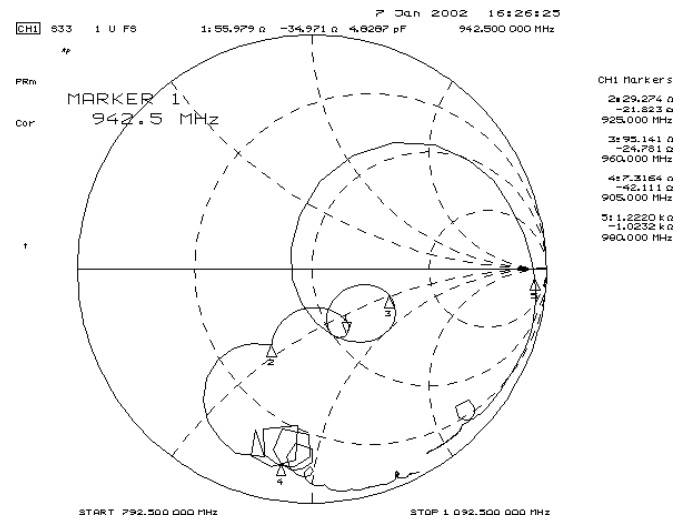
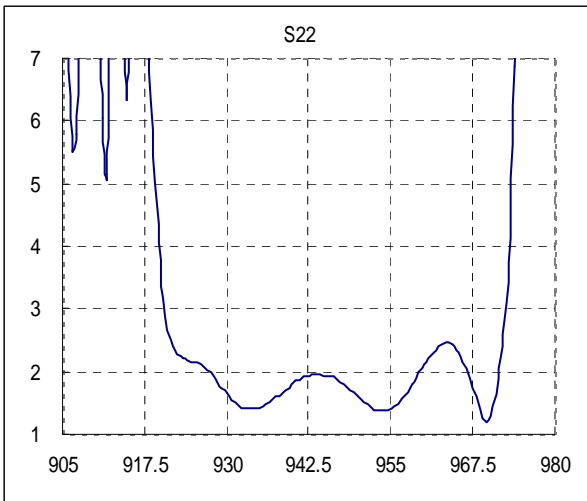


VSWR and smith chart:

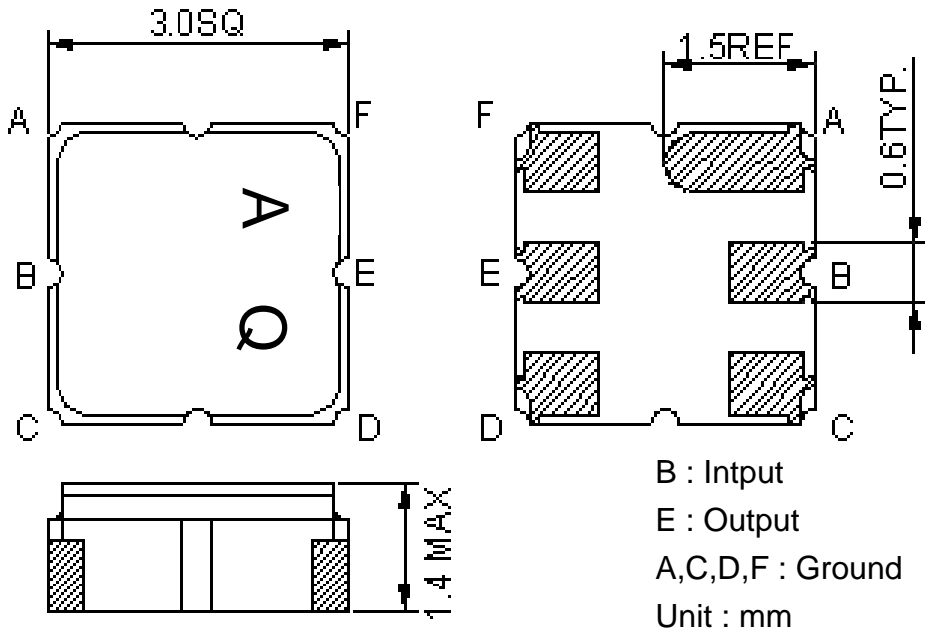
S11



S33



D. OUTLINE DRAWING:



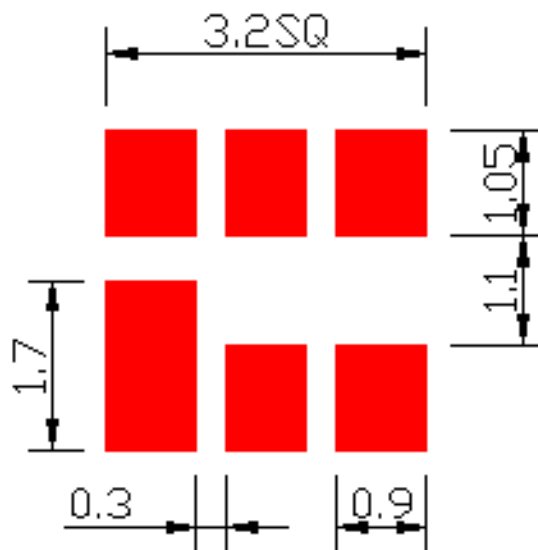
: Year Code (2011->1, 2012->2, ..., 2019->9)

: Date Code (Follow the table from planner each year)

Date Code Table

WK01	WK02	WK03	WK04	WK05	WK06	WK07	WK08	WK09	WK10	WK11	WK12	WK13
A	B	C	D	E	F	G	H	I	J	K	L	M
WK14	WK15	WK16	WK17	WK18	WK19	WK20	WK21	WK22	WK23	WK24	WK25	WK26
N	O	P	Q	R	S	T	U	V	W	X	Y	Z
WK27	WK28	WK29	WK30	WK31	WK32	WK33	WK34	WK35	WK36	WK37	WK38	WK39
a	b	c	d	e	f	g	h	i	j	k	l	m
WK40	WK41	WK42	WK43	WK44	WK45	WK46	WK47	WK48	WK49	WK50	WK51	WK52
n	o	p	q	r	s	t	u	v	w	x	y	z

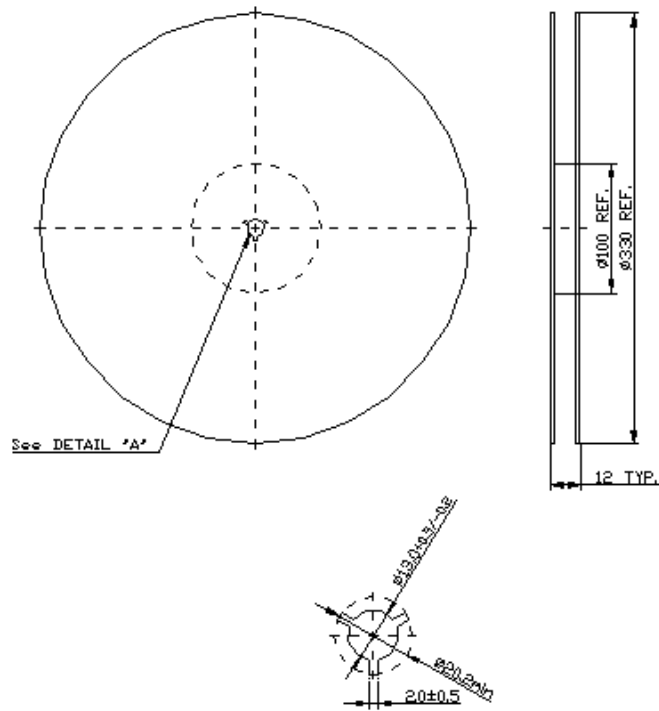
E. LAND PATTERN:



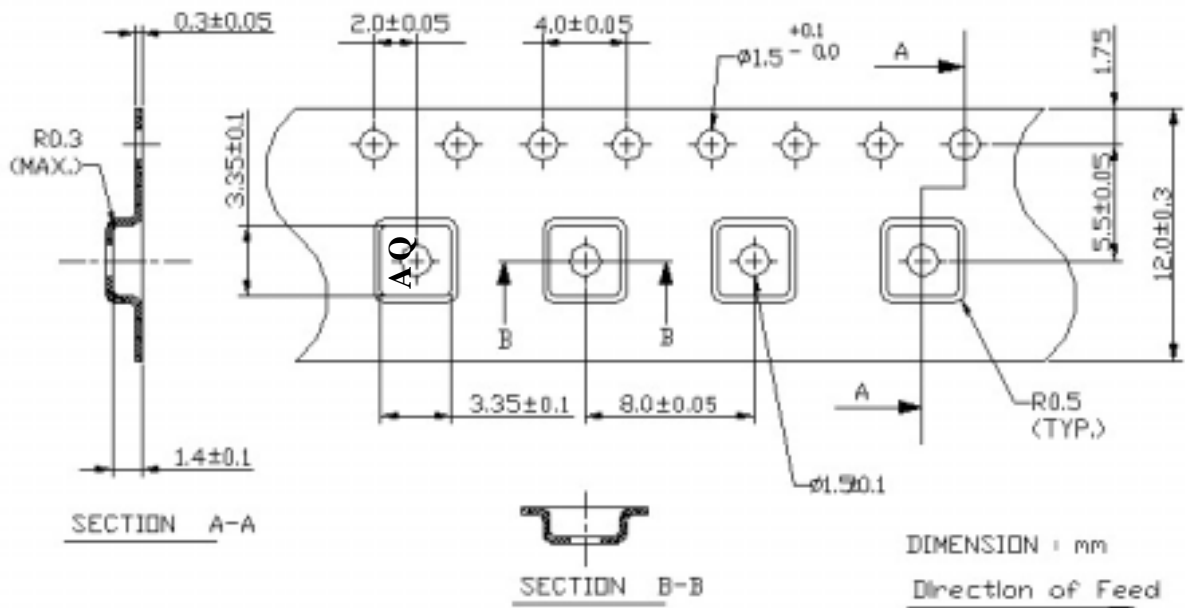
F. PACKING:

1. REEL DIMENSION

(Please refer to FR-75D10 for packing quantity)



TAPE DIMENSION



G. RECOMMENDED REFLOW PROFILE :

1. Preheating shall be fixed at 150~180 for 60~90 seconds.
2. Ascending time to preheating temperature 150 shall be 30 seconds min.
3. Heating shall be fixed at 220 for 50~80 seconds and at 245~260 peak (min. 10sec).
4. Time : 2 times.

