



# TAI-SAW TECHNOLOGY CO., LTD.

No. 3, Industrial 2nd Rd., Ping-Chen Industrial District,  
Taoyuan, 324, Taiwan, R.O.C.

TEL: 886-3-4690038 FAX: 886-3-4697532

E-mail: [tstsales@mail.taisaw.com](mailto:tstsales@mail.taisaw.com) Web: [www.taisaw.com](http://www.taisaw.com)


## Product Specifications Approval Sheet


Product Description: SAW Filter 1150 MHz SMD 3.0X3.0 mm

TST Parts No.: TA0620A

Customer Parts No.: \_\_\_\_\_

Customer signature required
Company: _____
Division: _____
Approved by : _____
Date: _____

Checked by: \_\_\_\_\_ Bob Chau 

Approval by: \_\_\_\_\_ Andy Yu 

Date: \_\_\_\_\_ 2019/05/13



# TAI-SAW TECHNOLOGY CO., LTD.

No. 3, Industrial 2nd Rd., Ping-Chen Industrial District,  
Taoyuan, 324, Taiwan, R.O.C.

TEL: 886-3-4690038 FAX: 886-3-4697532

E-mail: [tstsales@mail.taisaw.com](mailto:tstsales@mail.taisaw.com) Web: [www.taisaw.com](http://www.taisaw.com)

## SAW Filter 1150MHz

MODEL NO.:TA0620A

REV. NO.:2.0

### A. MAXIMUM RATING:

1. Input Power Level: 15 dBm
2. DC Voltage : 3V
3. Operating Temperature: -20°C to +70°C
4. Storage Temperature: -30°C to +85°C
5. Moisture Sensitive Level: Level 1 (MSL1)

RoHS Compliant  
Lead free  
Lead-free soldering

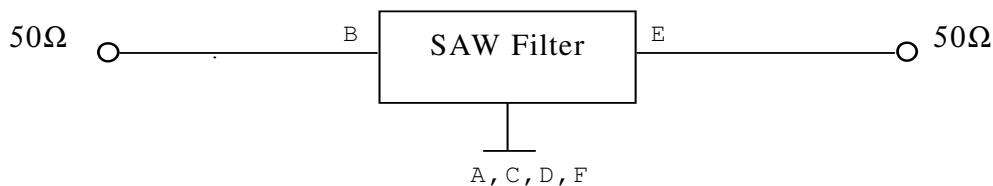
Electrostatic Sensitive Device (ESD)

### B. ELECTRICAL CHARACTERISTICS:

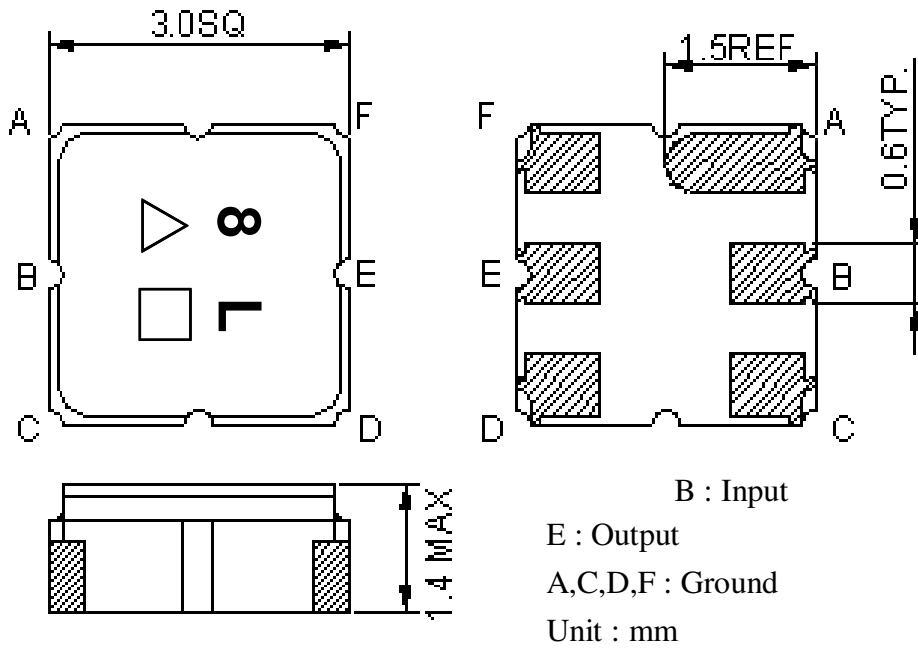
Item	Unit	Min.	Type.	Max.	Note
Center Frequency	Fc	MHz	-	1150	-
Min. Insertion loss	IL	dB	-	1.7	3
1 dB bandwidth	BW <sub>1</sub>	MHz	32	38	-
3 dB bandwidth	BW <sub>3</sub>	MHz	33.5	43	-
35 dB bandwidth	BW <sub>35</sub>	MHz	-	80	90
Ripple in 27 MHz BW		dB	-	0.4	0.8
Return Loss		dB	10	13	-
GDV in 27 MHz BW		ns	-	20	40
Temp tolerance		Ppm/c	-	36	-

### C. MEASUREMENT CIRCUIT:

HP Network analyzer



**D. OUTLINE DRAWING:**

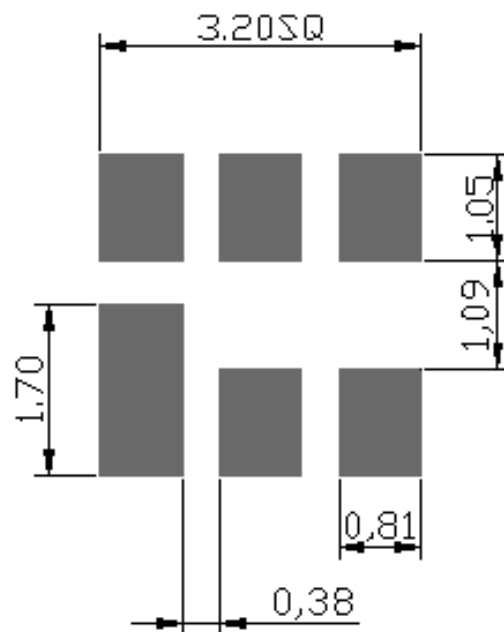


△ : Year Code (2006->6, ..., 2009->9)

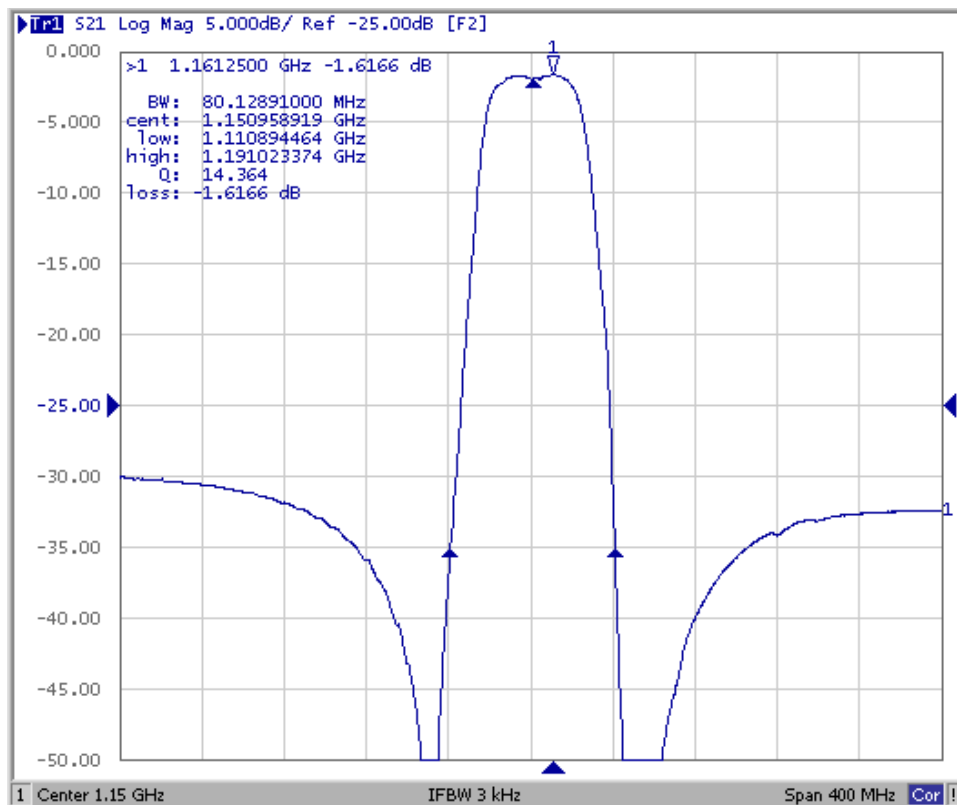
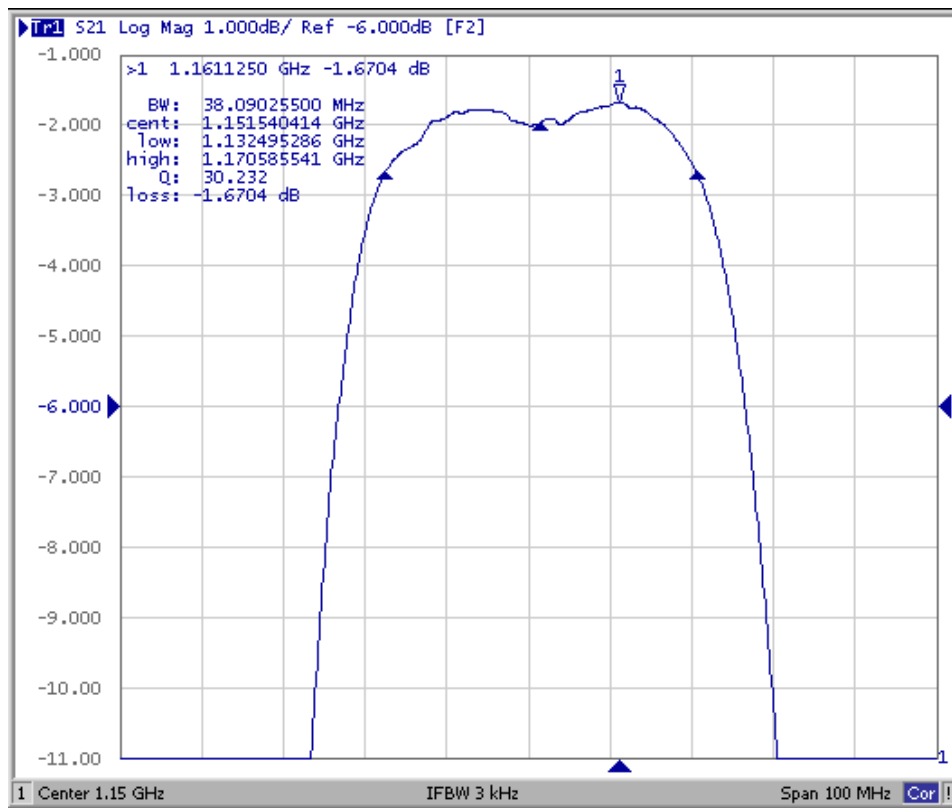
□ : Date Code (Follow the table from planner each year)

WK01	WK02	WK03	WK04	WK05	WK06	WK07	WK08	WK09	WK10	WK11	WK12	WK13
A	B	C	D	E	F	G	H	I	J	K	L	M
WK14	WK15	WK16	WK17	WK18	WK19	WK20	WK21	WK22	WK23	WK24	WK25	WK26
N	O	P	Q	R	S	T	U	V	W	X	Y	Z
WK27	WK28	WK29	WK30	WK31	WK32	WK33	WK34	WK35	WK36	WK37	WK38	WK39
a	b	c	d	e	f	g	h	i	j	k	l	m
WK40	WK41	WK42	WK43	WK44	WK45	WK46	WK47	WK48	WK49	WK50	WK51	WK52
n	o	p	q	r	s	t	u	v	w	x	y	z

**E. PCB Footprint:**

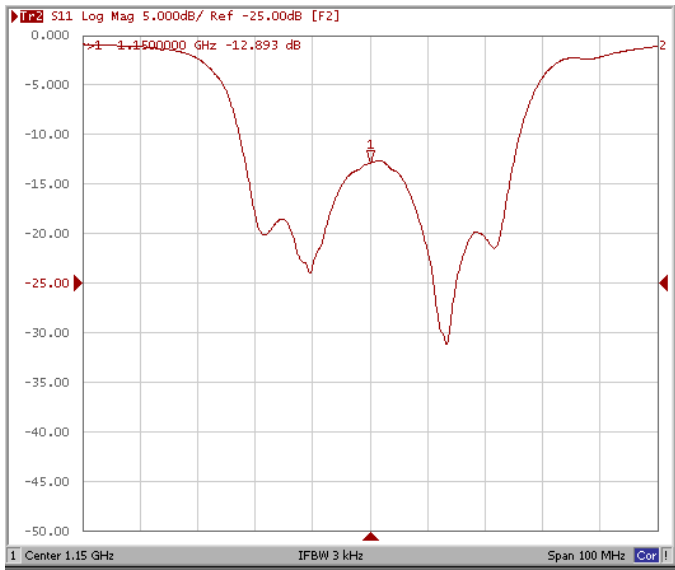


## F. Frequency Characteristics:

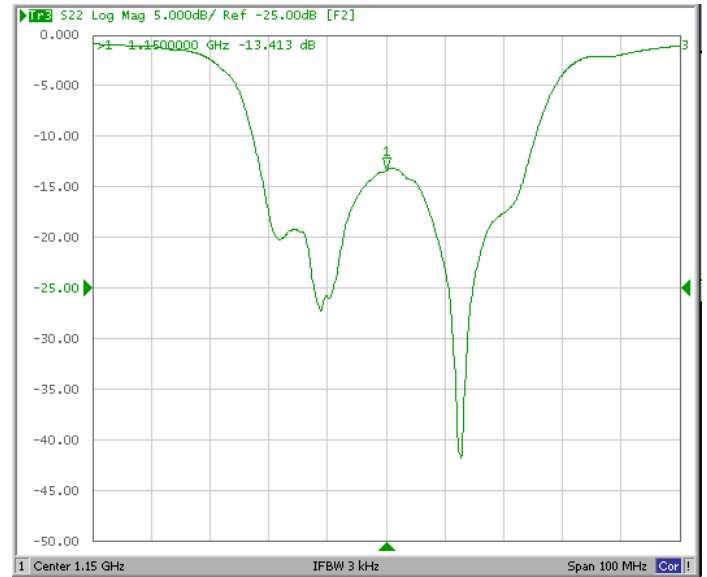


# Reflection Functions:

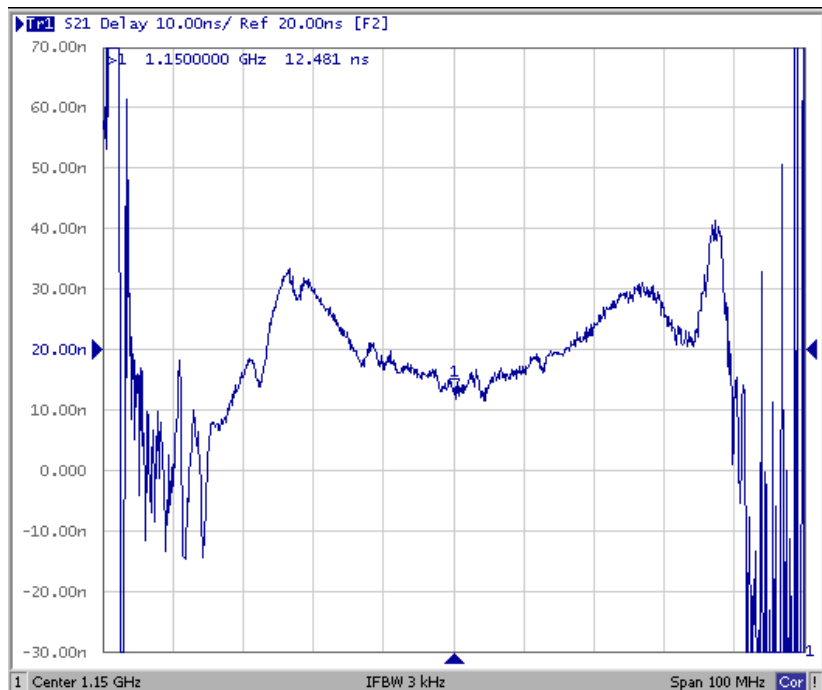
## S11



## S22



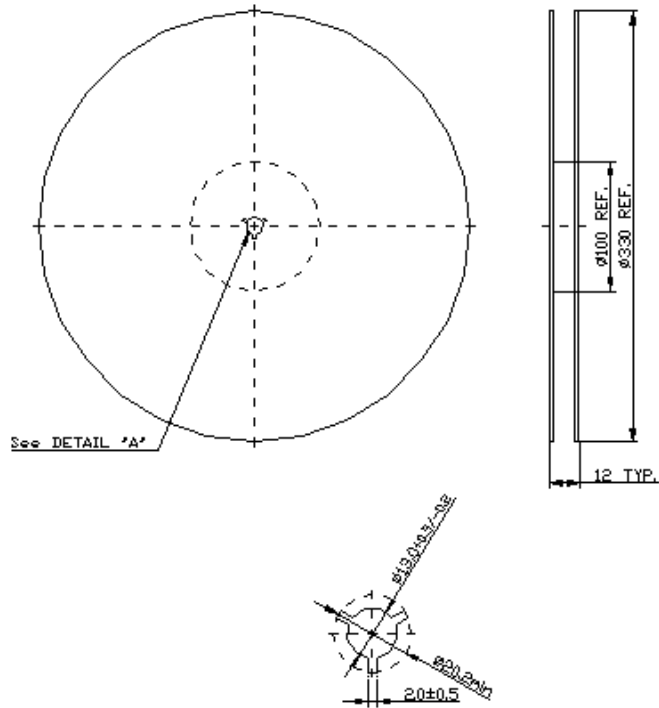
# Group delay



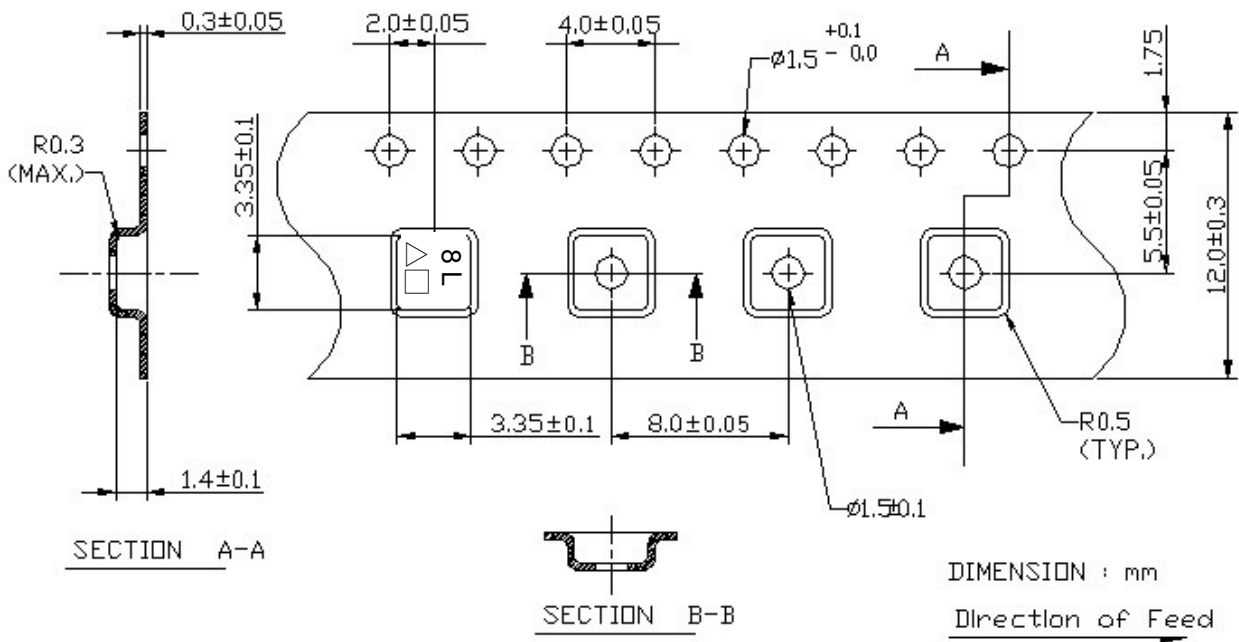
**G. PACKING:**

**1. REEL DIMENSION**

(Reel Count : 7"=1000 ; 13"=3000 )



**2. TAPE DIMENSION**



**H. RECOMMENDED REFLOW PROFILE:**

