



TAI-SAW TECHNOLOGY CO., LTD.

No. 3, Industrial 2nd Rd., Ping-Chen Industrial District,
Taoyuan, 324, Taiwan, R.O.C.

TEL: 886-3-4690038 FAX: 886-3-4697532

E-mail: tstsales@mail.taisaw.com Web: www.taisaw.com

Product Specifications Approval Sheet

Product Description: SAW Filter 1785 MHz SMD 3.0X3.0 mm(BW=60MHz)

TST Part No.: TA0667C

Customer Part No.: _____

Customer signature required
Company: _____
Division: _____
Approved by : _____
Date: _____

Checked by: _____ Anne Chen *Anne Chen*

Approved by: _____ Andy Yu *Andy Yu*

Date: _____ 2018.10.04

1. Customer signed back is required before TST can proceed with sample build and receive orders.
2. Orders received without customer signed back will be regarded as agreement on the specifications.
3. Any specifications changes must be approved upon by both parties and a new revision of specifications shall be released to reflect the changes.

TST TAI-SAW TECHNOLOGY CO., LTD.

No. 3, Industrial 2nd Rd., Ping-Chen Industrial District,
 Taoyuan, 324, Taiwan, R.O.C.
 TEL: 886-3-4690038 FAX: 886-3-4697532
 E-mail: tstsales@mail.taisaw.com Web: www.taisaw.com

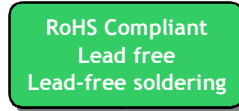
SAW Filter 1785 MHz

MODEL NO.:TA0667C

REV. NO.:1

A. MAXIMUM RATING:

1. Input Power Level: 15 dBm
2. DC Voltage : 3V
3. Operating Temperature: -40°C to +85°C
4. Storage Temperature: -40°C to +85°C
5. Moisture Sensitivity Level: Level 1
6. ESD 50V(MM) 100V(HBM)



Electrostatic Sensitive Device (ESD)

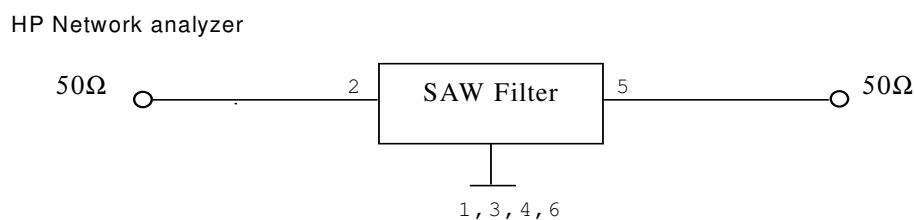
B. ELECTRICAL CHARACTERISTICS:

Terminating source impedance (single ended) : $Z_s = 50 \Omega$

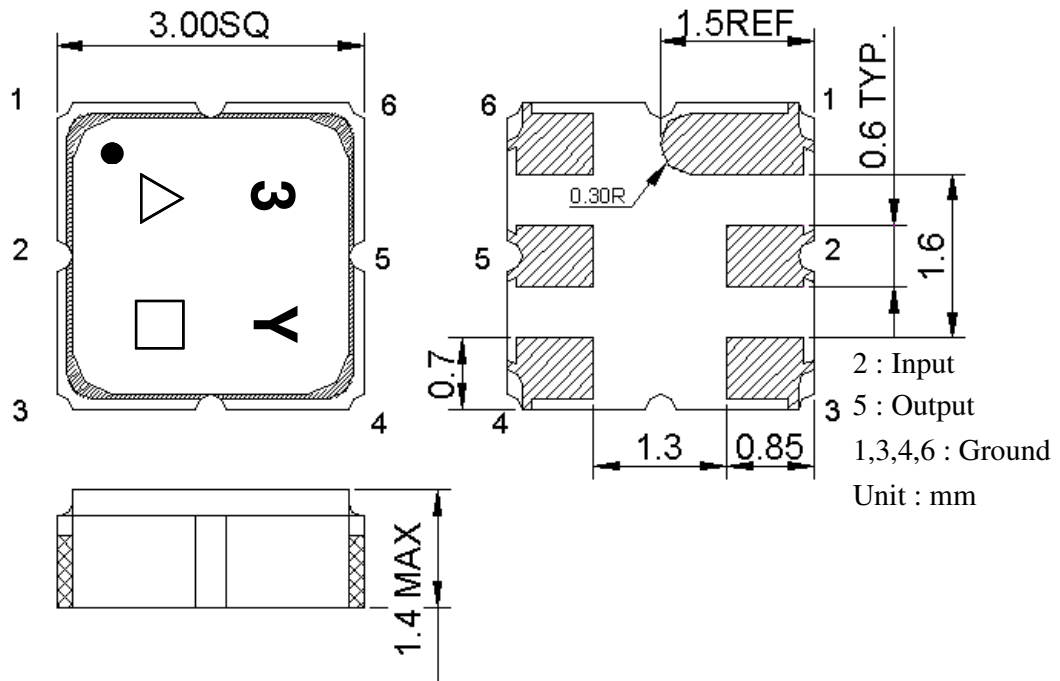
Terminating load impedance (single ended) : $Z_L = 50 \Omega$

Item	Unit	Min.	Typ.	Max.	Note
Center Frequency F_c	MHz	-	1785	-	-
Insertion Loss (1755 ~ 1815 MHz) IL	dB	-	2.7	4	-
Amplitude Ripple (variation over 3MHz)	dB	-	0.5	1.2	-
VSWR (1755 ~ 1815 MHz)		-	1.8	2.4	-
Group Delay Ripple (variation over 3MHz)	ns	-	2	30	-
Attenuation (Reference level from 0 dB)					
D.C. ~ 1685 MHz	dB	28	31	-	-
1685 ~ 1720 MHz	dB	20	42	-	-
1850 ~ 1885 MHz	dB	20	53	-	-
1885 ~ 3000 MHz	dB	30	37	-	-
Temperature Coefficient of Frequency	ppm/°C	-	-36	-	-

C. MEASUREMENT CIRCUIT:



D.OUTLINE DRAWING:

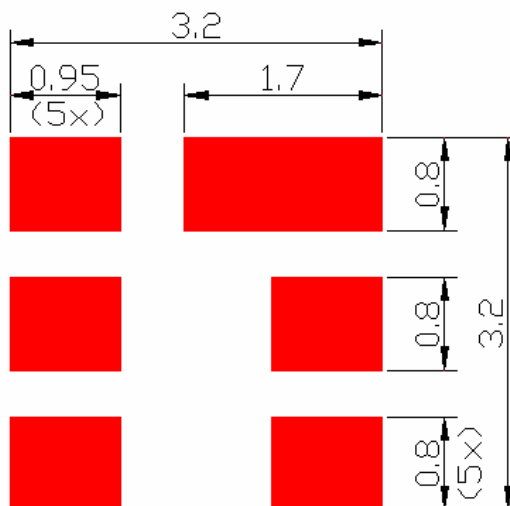


- △ : Year Code (2009->9, 2010->0, ..., 2018->8)
- : Date Code (Follow the table from planner each year)

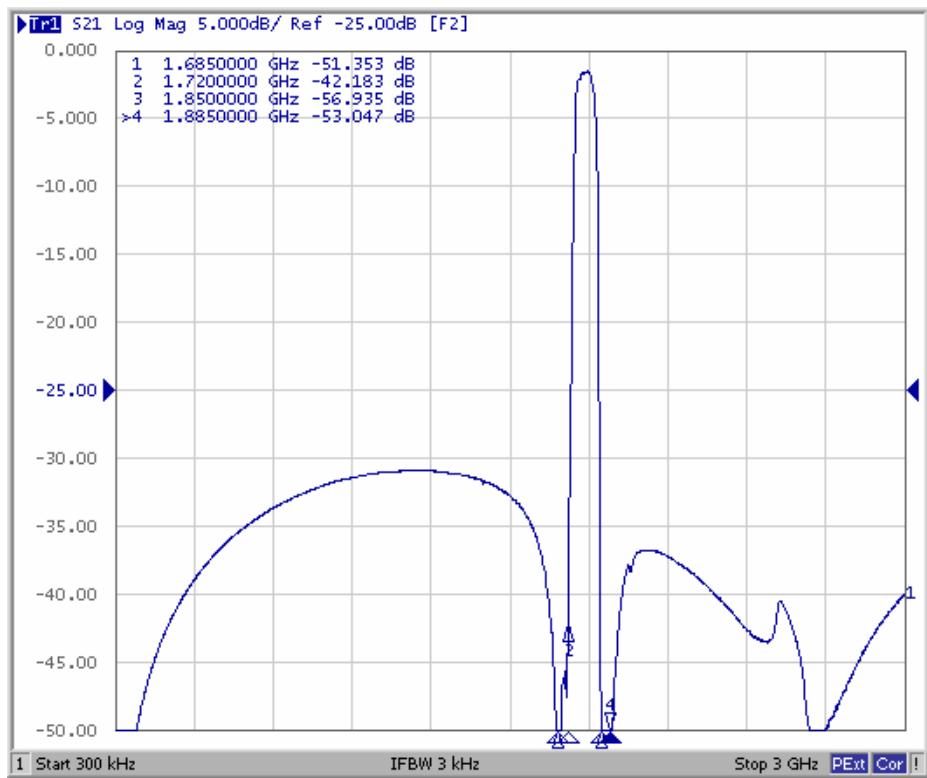
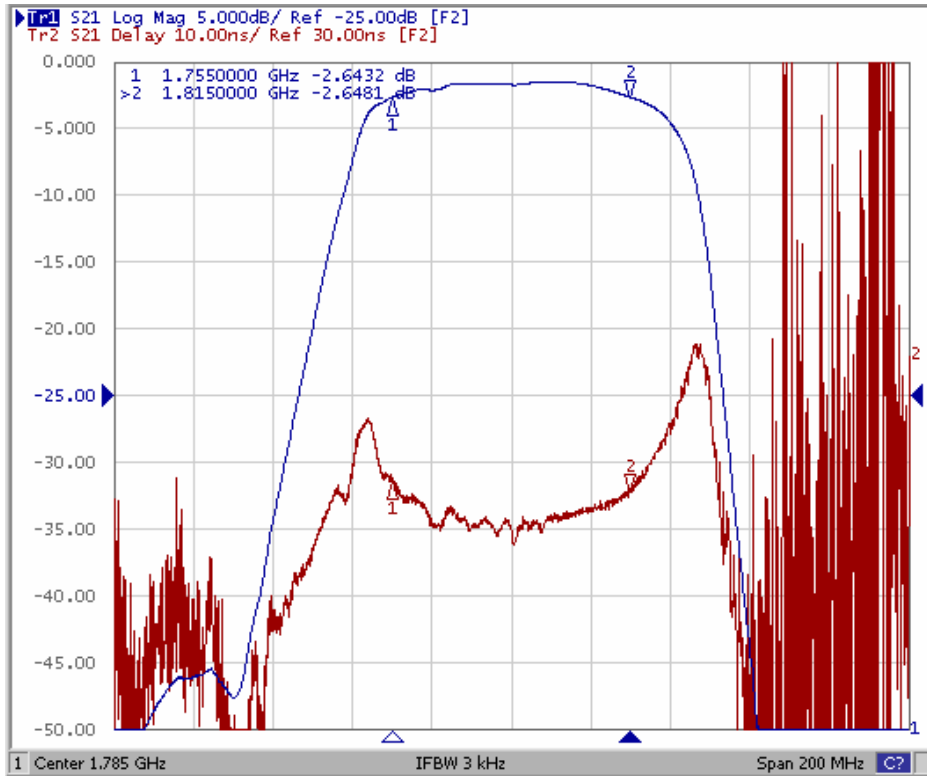
Date Code Table

WK01	WK02	WK03	WK04	WK05	WK06	WK07	WK08	WK09	WK10	WK11	WK12	WK13
A	B	C	D	E	F	G	H	I	J	K	L	M
WK14	WK15	WK16	WK17	WK18	WK19	WK20	WK21	WK22	WK23	WK24	WK25	WK26
N	O	P	Q	R	S	T	U	V	W	X	Y	Z
WK27	WK28	WK29	WK30	WK31	WK32	WK33	WK34	WK35	WK36	WK37	WK38	WK39
a	b	c	d	e	f	g	h	i	j	k	l	m
WK40	WK41	WK42	WK43	WK44	WK45	WK46	WK47	WK48	WK49	WK50	WK51	WK52
n	o	p	q	r	s	t	u	v	w	x	y	z

E. PCB Footprint:

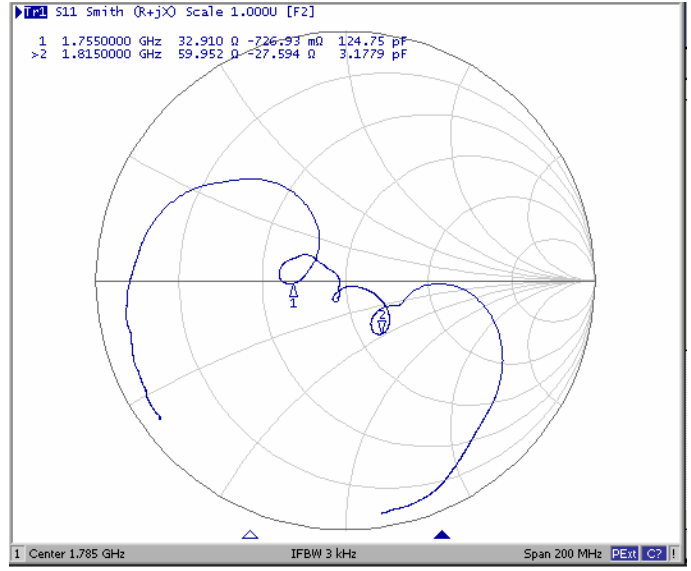
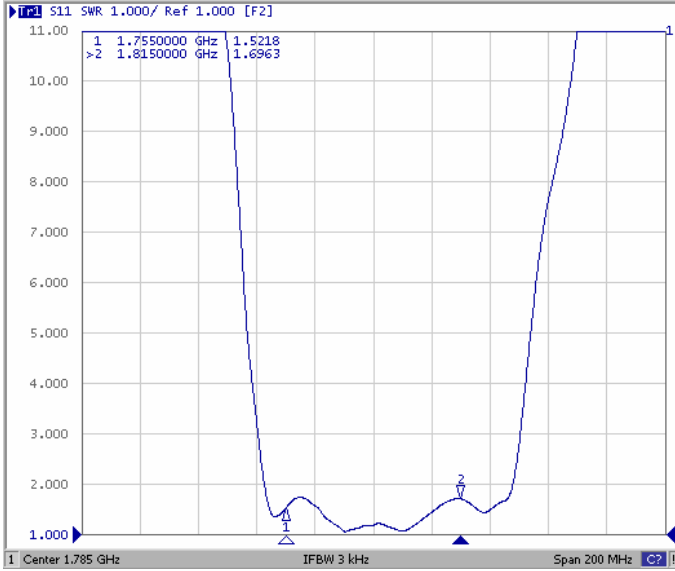


F. Frequency Characteristics :

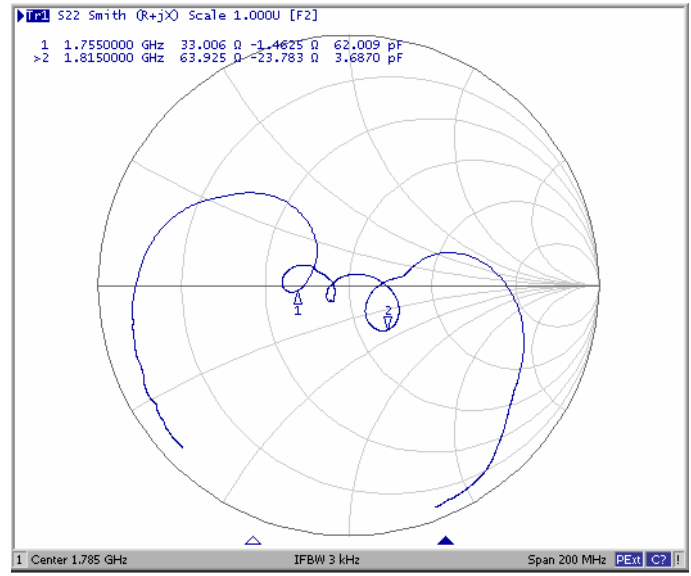
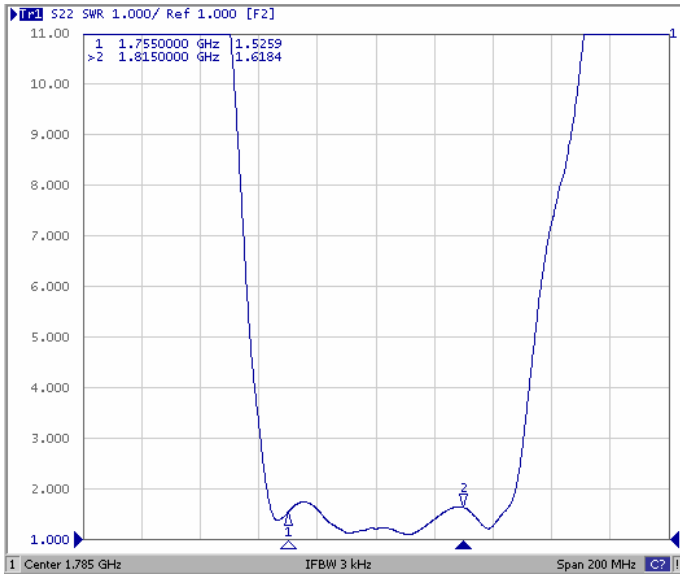


Reflection Functions :

S11



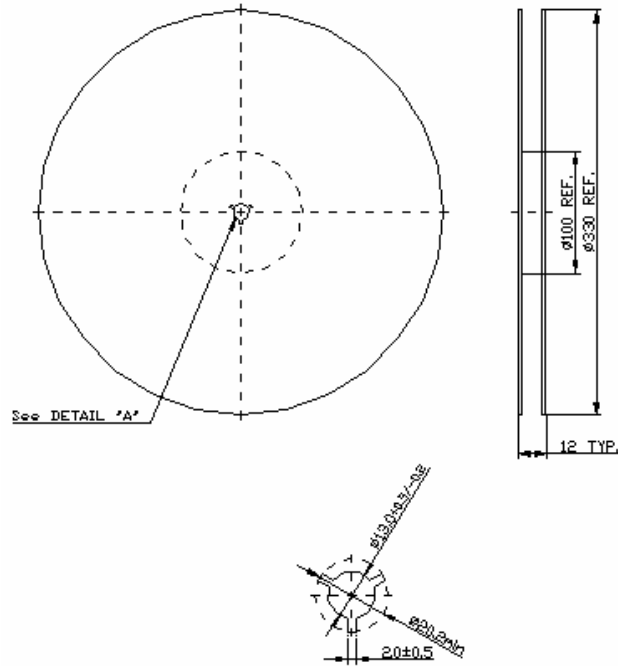
S22



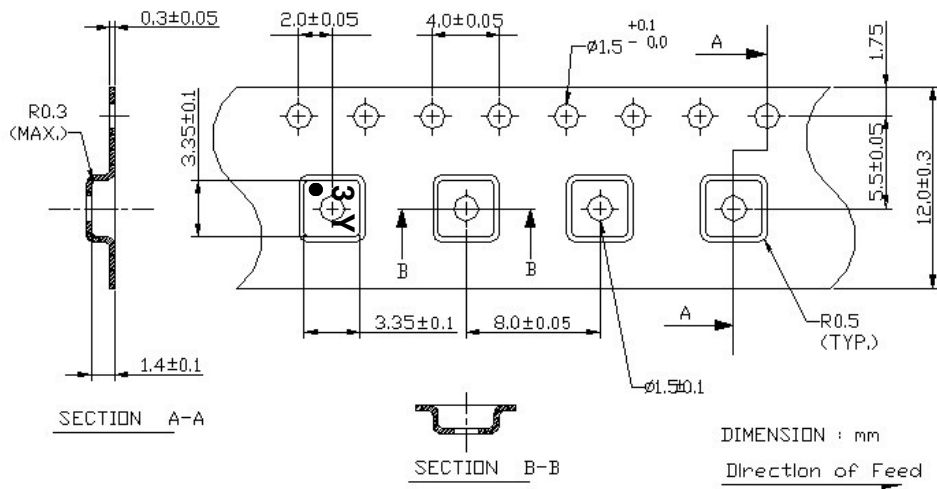
G. PACKING:

1. REEL DIMENSION

(Please refer to FR-75D10 for packing quantity)



2. TAPE DIMENSION



H . RECOMMENDED REFLOW PROFILE :

1. Preheating shall be fixed at 150~180°C for 60~90 seconds.
2. Ascending time to preheating temperature 150°C shall be 30 seconds min.
3. Heating shall be fixed at 220°C for 50~80 seconds and at 245~260°C peak (min. 10sec).
4. Time : 2 times.

