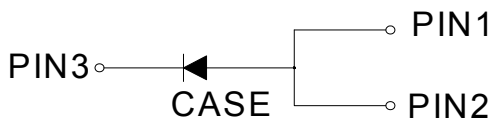



Schottky Rectifier



Features

- Ideal for automated placement
- Low power losses
- High forward surge capability
- Meets MSL level1, per J-STD-020, LF maximum peak of 260 °C

Typical Applications

For use in lighting, fast switching rectification of power suppliers, inverters, converters, and freewheeling diodes for consumer, automotive, and telecommunication.

Mechanical Data

- **Package:** TO-277
Molding compound meets UL 94 V-0 flammability rating, RoHS-compliant, Halogen free
- **Terminals:** Tin plated leads, solderable per J-STD-002 and JESD22-B102

■ Maximum Ratings (T_A=25°C Unless otherwise specified)

PARAMETER	SYMBOL	UNIT	SS5U45
Device marking code			SS5U45
Repetitive Peak Reverse Voltage	V _{RRM}	V	45
Average Rectified Output Current @60Hz -sine wave, R- load, T _c =105°C	I _O	A	5
Surge(Non-repetitive)Forward Current @ 60Hz Half-sine wave, 1 cycle, T _a =25°C	I _{FSM}	A	130
Current Squared Time @1ms≤t≤8.3ms T _j =25°C	I ² t	A ² s	70
Storage Temperature	T _{stg}	°C	-55 ~+150
Junction Temperature	T _j	°C	-55 ~+125

■ Electrical Characteristics (T_A=25°C Unless otherwise specified)

PARAMETER	SYMBOL	UNIT	TEST CONDITIONS	Min	Typ	Max
Peak Forward Voltage	V _{FM}	V	I _{FM} =5.0A, T _j =25°C	-	0.44	0.47
			I _{FM} =3.0A, T _j =25°C	-	0.39	0.42
Reverse Breakdown Voltage	V _{BR}	V	I _R =0.5mA	45	-	-
Leakage Current	I _R	mA	V _R =45V, T _j =25°C	-	-	0.5
			V _R =45V, T _j =125°C	-	-	100

■ Thermal Characteristics (T_A=25°C Unless otherwise specified)

PARAMETER	SYMBOL	UNIT	SS5U45
Thermal Resistance Junction to Case	R _{θJC}	°C/W	8



SS5U45

Ordering Information (Example)

PREFERRED P/N	PACKAGE CODE	UNIT WEIGHT(g)	MINIMUM PACKAGE(pcs)	INNER BOX QUANTITY(pcs)	OUTER CARTON QUANTITY(pcs)	DELIVERY MODE
SS5U45	F1	Approximate 0.0816	5000	10000	80000	13" reel

Characteristics(Typical)

FIG.1: I_o - T_c Curve

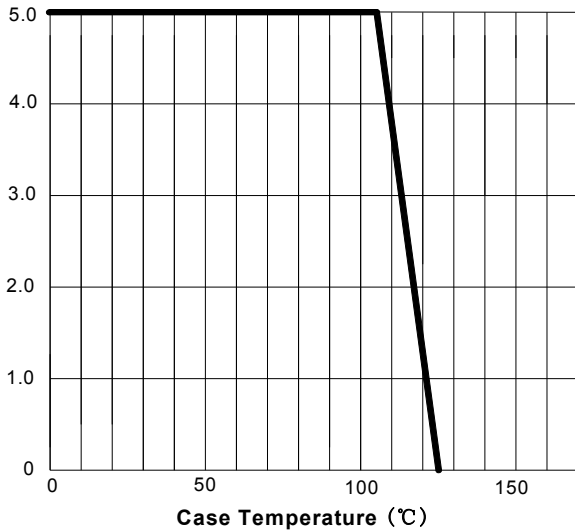


FIG.2: Surge Forward Current Capability

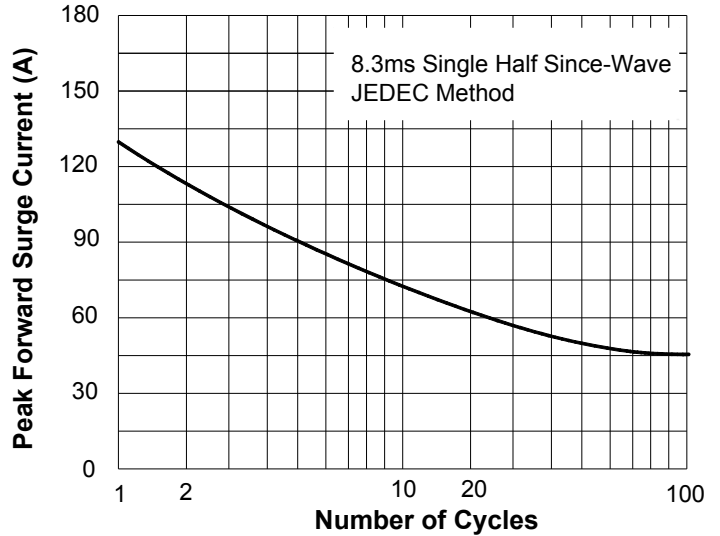


FIG.3: Forward Voltage

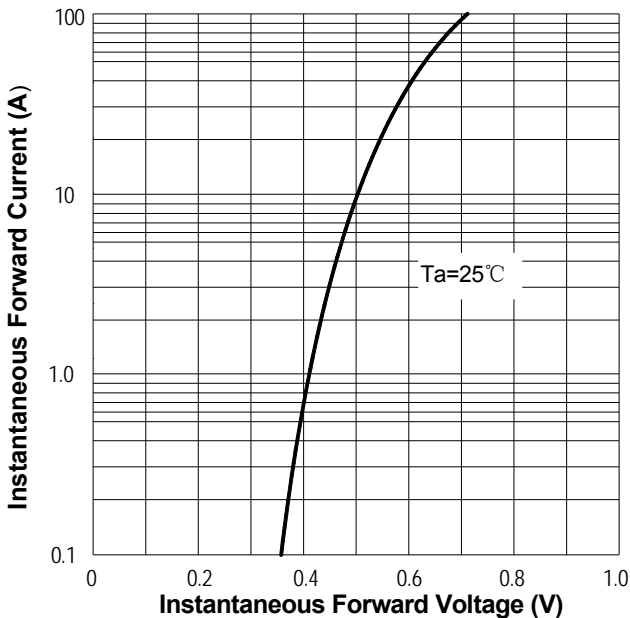
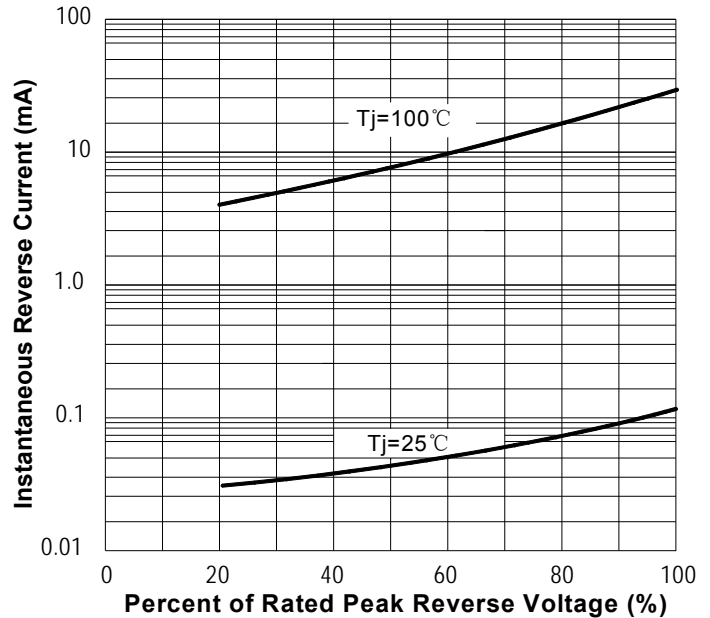
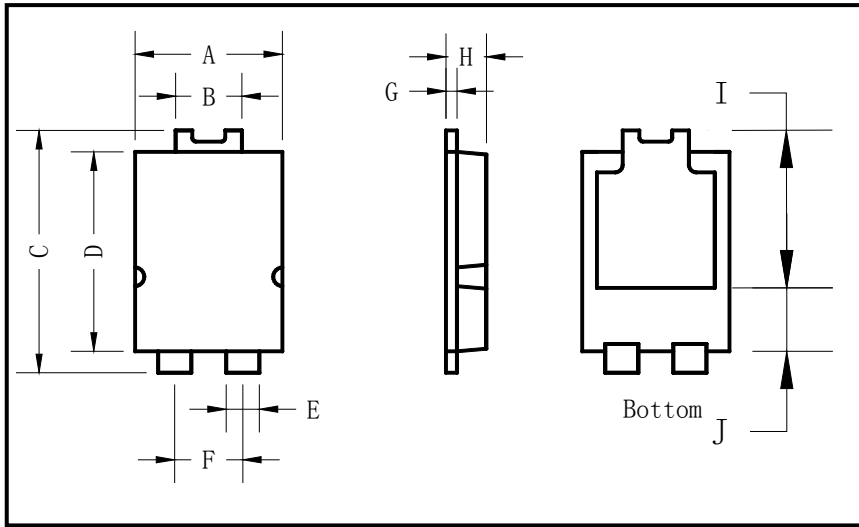


FIG.4: Typical Reverse Characteristics

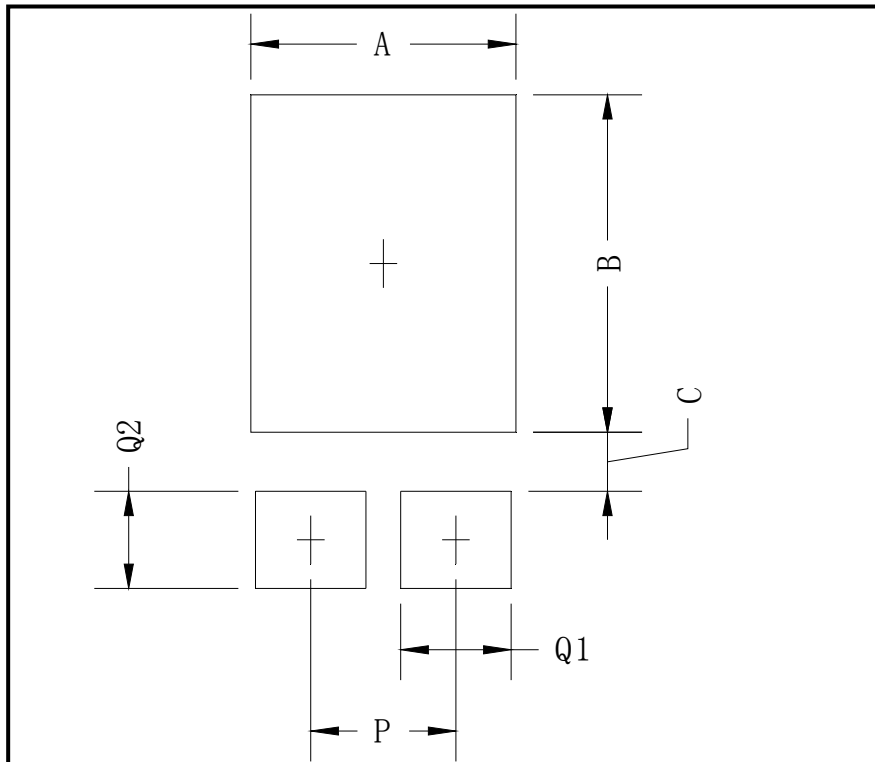


■ Outline Dimensions



TO-277		
Dim	Min(mm)	Max(mm)
A	3.9	4.1
B	1.7	1.9
C	6.4	6.6
D	5.3	5.5
E	0.8	1.0
F	1.8	1.9
G	0.35	0.45
H	1.10	1.20
I	4.1	4.5
J	1.5	1.9

■ Suggested pad layout



Dim	Min(mm)
A	3.36
B	4.86
C	0.85
P	1.84
Q1	1.4
Q2	1.4



SS5U45

Disclaimer

The information presented in this document is for reference only. Yangzhou Yangjie Electronic Technology Co., Ltd. reserves the right to make changes without notice for the specification of the products displayed herein to improve reliability, function or design or otherwise.

The product listed herein is designed to be used with ordinary electronic equipment or devices, and not designed to be used with equipment or devices which require high level of reliability and the malfunction of which would directly endanger human life (such as medical instruments, transportation equipment, aerospace machinery, nuclear-reactor controllers, fuel controllers and other safety devices), Yangjie or anyone on its behalf, assumes no responsibility or liability for any damages resulting from such improper use of sale.

This publication supersedes & replaces all information previously supplied. For additional information, please visit our website [http:// www.21yangjie.com](http://www.21yangjie.com) , or consult your nearest Yangjie's sales office for further assistance.