

	<b>E502650</b>
---	----------------

**Features**

- Halogen Free Available Upon Request By Adding Suffix "-HF"
- Lead Free Finish/RoHS Compliant (Note1) ("P" Suffix Designates Compliant. See Ordering Information)
- Epoxy Meets UL 94 V-0 Flammability Rating
- Moisture Sensitivity Level 1
- High Surge Overload Rating

**Maximum Ratings**

- Operating Junction Temperature Range: -55°C to +150°C
- Storage Temperature Range: -55°C to +150°C
- Thermal Resistance(Per Leg): 2.2°C/W Junction to Case
- Thermal Resistance(Per Leg): 22°C/W Junction to Ambient

**Mechanical Data**

- Mounting Torque: 5in-lbs

MCC Part Number	Device Marking	Maximum Recurrent Peak Reverse Voltage	Maximum RMS Voltage	Maximum DC Blocking Voltage
GBU4A	GBU4A	50V	35V	50V
GBU4B	GBU4B	100V	70V	100V
GBU4D	GBU4D	200V	140V	200V
GBU4G	GBU4G	400V	280V	400V
GBU4J	GBU4J	600V	420V	600V
GBU4K	GBU4K	800V	560V	800V
GBU4M	GBU4M	1000V	700V	1000V

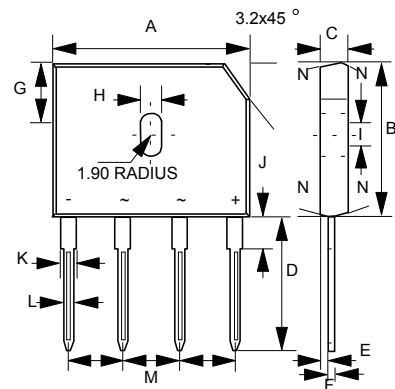
**Electrical Characteristics @ 25°C Unless Otherwise Specified**

Average Forward Current <sup>(NOTE 2)</sup>	$I_{F(AV)}$	4.0A	$T_C = 100^\circ C$
Peak Forward Surge Current	$I_{FSM}$	160A 150A 320A 300A	$T_J = 25^\circ C$ 8.3ms, Half Sine $T_J = 125^\circ C$ $T_J = 25^\circ C$ 1.0ms, Half Sine $T_J = 125^\circ C$
Maximum Instantaneous Forward Voltage	$V_F$	1.0V	$I_{FM} = 2.0A$ ; $T_J = 25^\circ C$
Maximum DC Reverse Current At Rated DC Blocking Voltage	$I_R$	5 $\mu A$ 500 $\mu A$	$T_J = 25^\circ C$ $T_J = 125^\circ C$
Rating for fusing	$I^2t$	106.24A <sup>2</sup> s 51.2 A <sup>2</sup> s	t<8.3ms t<1.0ms
Typical Junction Capacitance	$C_J$	45pF	Measured at 1.0MHz, $V_R=4.0V$

Note: 1. High Temperature Solder Exemption Applied, See EU Directive Annex Notes 7a  
2. Unit Case Mounted on 1.6 x 1.6 x 0.06" thick (4.0 x 4.0 x 0.15 cm) Aluminum Plate

**4 Amp Single Phase Glass Passivated Bridge Rectifier 50 to 1000 Volts**

**GBU**



DIM	DIMENSIONS				NOTE
	INCHES		MM		
	MIN	MAX	MIN	MAX	
A	0.860	0.880	21.80	22.30	
B	0.720	0.740	18.30	18.80	
C	0.130	0.142	3.30	3.60	
D	0.690	0.717	17.50	18.20	
E	0.030	0.039	0.76	1.00	
F	0.018	0.024	0.46	0.60	
G	0.290	0.310	7.40	7.90	
H	0.140	0.160	3.50	4.10	
I	0.065	0.085	1.65	2.16	
J	0.060	0.096	1.52	2.45	
K	0.077	0.098	1.95	2.50	
L	0.040	0.050	1.02	1.27	
M	0.190	0.210	4.83	5.33	
N	7.0° TYPICAL				

**Curve Characteristics**

Fig. 1 - Forward Current Derating Curve

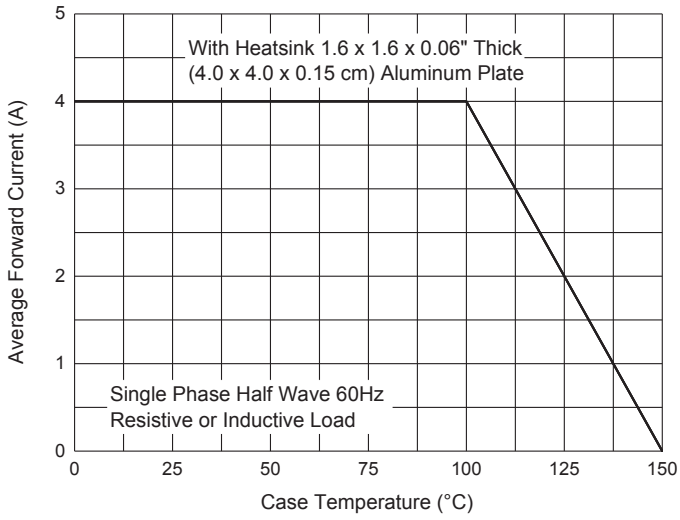


Fig. 2 - Maximum Non-Repetitive Peak Forward Surge Current

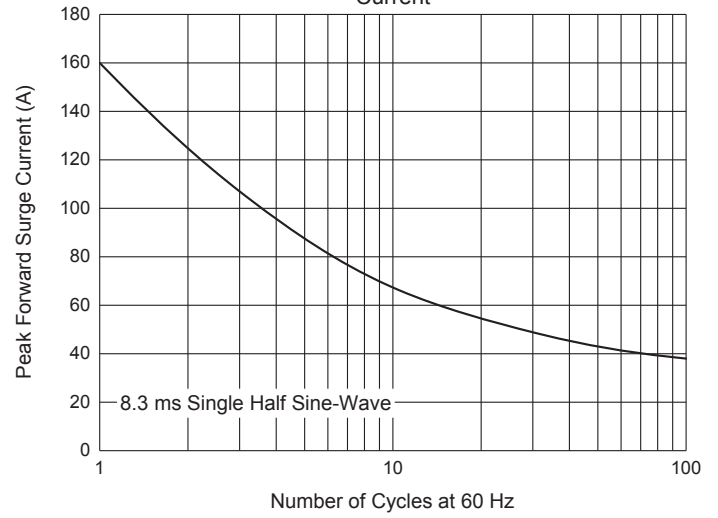


Fig. 3 - Typical Instantaneous Forward Characteristics

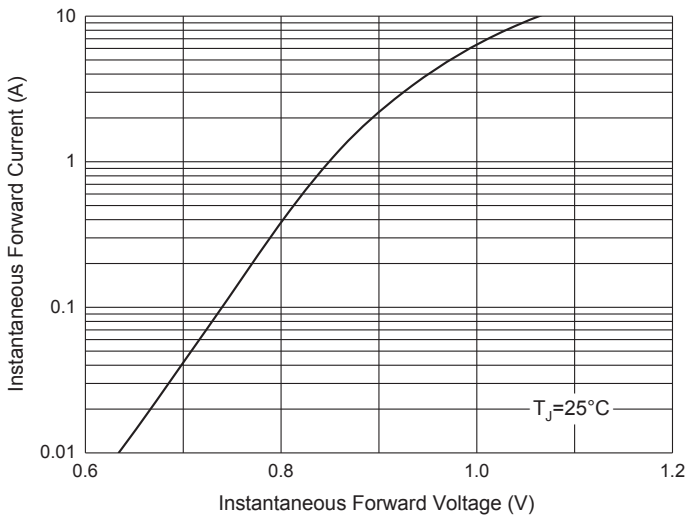
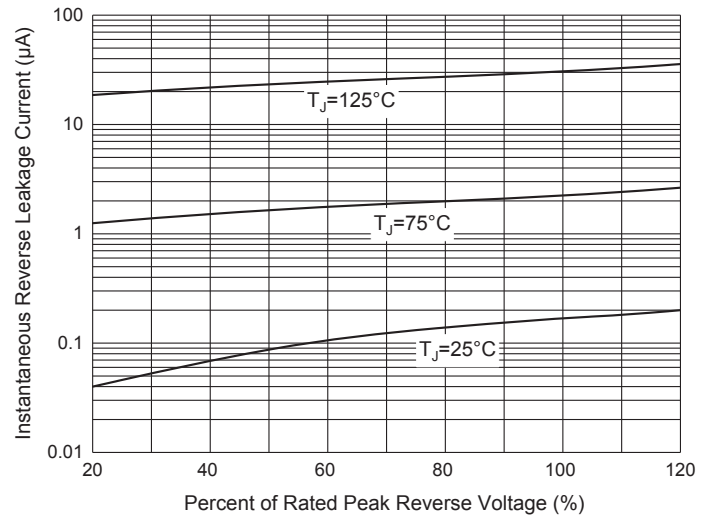


Fig. 4 - Typical Reverse Leakage Characteristics



## Ordering Information

Device	Packing
Part Number-BP	Bulk: 1Kpcs/Box

Note : Adding "-HF" Suffix For Halogen Free, eg. Part Number-BP-HF

### \*\*\*IMPORTANT NOTICE\*\*\*

**Micro Commercial Components Corp.** reserves the right to make changes without further notice to any product herein to make corrections, modifications , enhancements , improvements , or other changes . **Micro Commercial Components Corp** . does not assume any liability arising out of the application or use of any product described herein; neither does it convey any license under its patent rights ,nor the rights of others . The user of products in such applications shall assume all risks of such use and will agree to hold **Micro Commercial Components Corp** . and all the companies whose products are represented on our website, harmless against all damages.

### \*\*\*LIFE SUPPORT\*\*\*

MCC's products are not authorized for use as critical components in life support devices or systems without the express written approval of Micro Commercial Components Corporation.

### \*\*\*CUSTOMER AWARENESS\*\*\*

Counterfeiting of semiconductor parts is a growing problem in the industry. Micro Commercial Components (MCC) is taking strong measures to protect ourselves and our customers from the proliferation of counterfeit parts. MCC strongly encourages customers to purchase MCC parts either directly from MCC or from Authorized MCC Distributors who are listed by country on our web page cited below. Products customers buy either from MCC directly or from Authorized MCC Distributors are genuine parts, have full traceability, meet MCC's quality standards for handling and storage. **MCC will not provide any warranty coverage or other assistance for parts bought from Unauthorized Sources.** MCC is committed to combat this global problem and encourage our customers to do their part in stopping this practice by buying direct or from authorized distributors.