



X0202/A

SCR

SENSITIVE SCRS

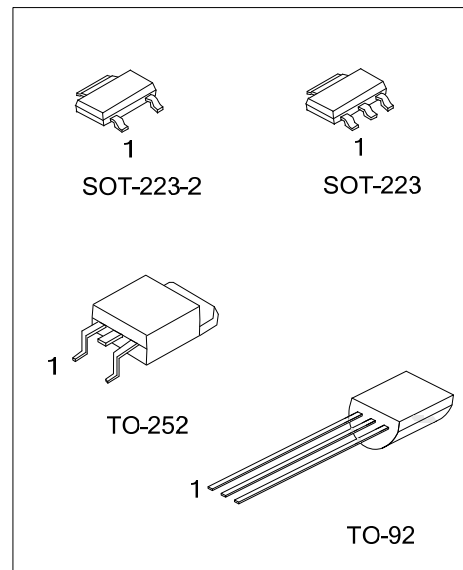
DESCRIPTION

The UTC **X0202/A** SCR series is suitable for all applications where the available gate current is limited, such as ground fault circuit interruptors, overvoltage crowbar protection in low power supplies, capacitive ignition circuit,

FEATURES

* $I_{T(RMS)}$: 1.25A

* V_{DRM}/V_{RRM} : 600/800



ORDERING INFORMATION

Ordering Number		Package	Pin Assignment			Packing
Lead Free	Halogen Free		1	2	3	
X0202L-x-AA2-R	X0202G-x-AA2-R	SOT-223-2	K	A	G	Tape Reel
X0202L-x-AA3-R	X0202G-x-AA3-R	SOT-223	K	A	G	Tape Reel
X0202L-x-TN3-R	X0202G-x-TN3-R	TO-252	K	A	G	Tape Reel
X0202L-x-T92-B	X0202G-x-T92-B	TO-92	K	G	A	Tape Box
X0202L-x-T92-K	X0202G-x-T92-K	TO-92	K	G	A	Bulk
X0202L-x-T92-R	X0202G-x-T92-R	TO-92	K	G	A	Tape Reel
X0202xL-x-AA2-R	X0202xG-x-AA2-R	SOT-223-2	K	A	G	Tape Reel
X0202xL-x-AA3-R	X0202xG-x-AA3-R	SOT-223	K	A	G	Tape Reel
X0202xL-x-TN3-R	X0202xG-x-TN3-R	TO-252	K	A	G	Tape Reel
X0202xL-x-T92-B	X0202xG-x-T92-B	TO-92	K	G	A	Tape Box
X0202xL-x-T92-K	X0202xG-x-T92-K	TO-92	K	G	A	Bulk
X0202xL-x-T92-R	X0202xG-x-T92-R	TO-92	K	G	A	Tape Reel

Note: Pin Assignment: K: Cathode G: Gate A: Anode

<p>X0202xG-x-AA2-R</p> <p>(1)Packing Type (2)Package Type (3)Rank (4)Green Package (5)Peak Voltage</p>	<p>(1) B: Tape Box, K: Bulk, R: Tape Reel (2) AA2: SOT-223-2, AA3: SOT-223, T92: TO-92 TN3: TO-252 (3) xx: refer to Classification of I_{GT} (4) G: Halogen Free and Lead Free, L: Lead Free (5) Blank: 600V, A: 800V</p>
------------------------------------------------------------------------------------------------------------------------	------------------------------------------------------------------------------------------------------------------------------------------------------------------------------------------------------------------------------------------------------------

■ MARKING

Package	MARKING	
	X0202	X0202x
SOT-223-2 SOT-223	<p>X0202 □□□□ 1</p> <p>L: Lead Free G: Halogen Free Data Code</p>	<p>X0202x □□□□ 1</p> <p>V_{DRM}, V_{RRM} L: Lead Free G: Halogen Free Data Code</p>
TO-252	<p>UTC X0202 □□□□□□ 1</p> <p>Lot Code ←</p> <p>L: Lead Free G: Halogen Free Data Code</p>	<p>UTC X0202x □□□□□□ 1</p> <p>Lot Code ←</p> <p>V_{DRM}, V_{RRM} L: Lead Free G: Halogen Free Data Code</p>
TO-92	<p>UTC X0202 □□□ 1</p> <p>L: Lead Free G: Halogen Free Data Code</p>	<p>UTC X0202x □□□ 1</p> <p>Peak Voltage L: Lead Free G: Halogen Free Data Code</p>

■ ABSOLUTE MAXIMUM RATINGS (unless otherwise specified)

PARAMETERS		SYMBOL	RATINGS	UNIT
Peak Repetitive Forward and Reverse Blocking Voltage ($T_J=110^{\circ}\text{C}$, $R_{GK}=1\text{k}\Omega$)	X0202	V_{DRM} , V_{RRM}	600	V
	X0202A		800	V
RMS On-State Current 180°C Conduction Angle	$T_{tab}=95^{\circ}\text{C}$	$I_{T(RMS)}$	1.25	A
Average On-State Current 180°C Conduction Angle	$T_{tab}=95^{\circ}\text{C}$	$I_{T(AV)}$	0.8	A
Non Repetitive Surge Peak on-State Current ($t_p=8.3\text{ms}$ $T_J=25^{\circ}\text{C}$)		I_{TSM}	25	A
Non Repetitive Surge Peak on-State Current ($t_p=10\text{ms}$ $T_J=25^{\circ}\text{C}$)		I_{TSM}	22.5	A
I^2t Value for Fusing ($t_p=10\text{ms}$ $T_J=25^{\circ}\text{C}$)		I^2t	2.5	A^2S
Critical Rate Of Rise Of On-state Current $I_G=2 \times I_{GT}$, $t_r \leq 100\text{ns}$, $f=60\text{Hz}$, $T_J=125^{\circ}\text{C}$		di/dt	50	$\text{A}/\mu\text{s}$
Peak Gate Current ($p=20\mu\text{s}$ $T_J=125^{\circ}\text{C}$)		I_{GM}	1.2	A
Average Gate Power Dissipation ($T_J=125^{\circ}\text{C}$)		$P_{G(AV)}$	0.2	W
Operating Junction Temperature Range		T_J	-40 ~ +125	$^{\circ}\text{C}$
Storage Junction Temperature Range		T_{STG}	-40 ~ +150	$^{\circ}\text{C}$

Note: Absolute maximum ratings are those values beyond which the device could be permanently damaged.

Absolute maximum ratings are stress ratings only and functional device operation is not implied.

■ THERMAL DATA

PARAMETER		SYMBOL	RATINGS	UNIT
Junction to Ambient (S=5cm)	SOT-223-2	θ_{JA}	60	$^{\circ}\text{C}/\text{W}$
	SOT-223			
	TO-252		110	$^{\circ}\text{C}/\text{W}$
	TO-92		150	$^{\circ}\text{C}/\text{W}$
Typical Thermal Resistance	SOT-223-2	θ_{JT}	25	$^{\circ}\text{C}/\text{W}$
	SOT-223			
	TO-252	θ_{JC}	6	$^{\circ}\text{C}/\text{W}$
	TO-92	θ_{JL}	60	$^{\circ}\text{C}/\text{W}$

S=Copper surface under tab

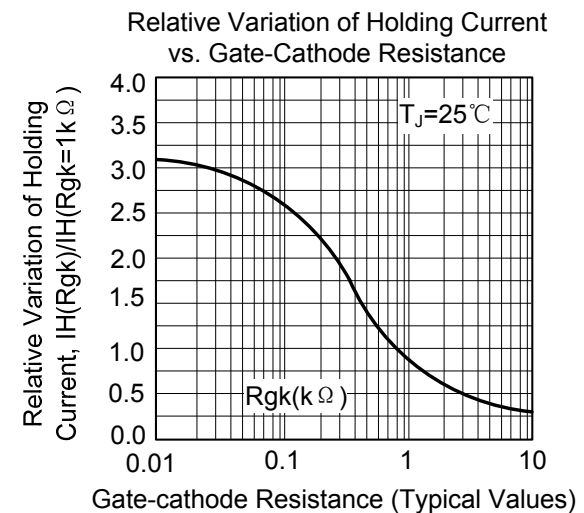
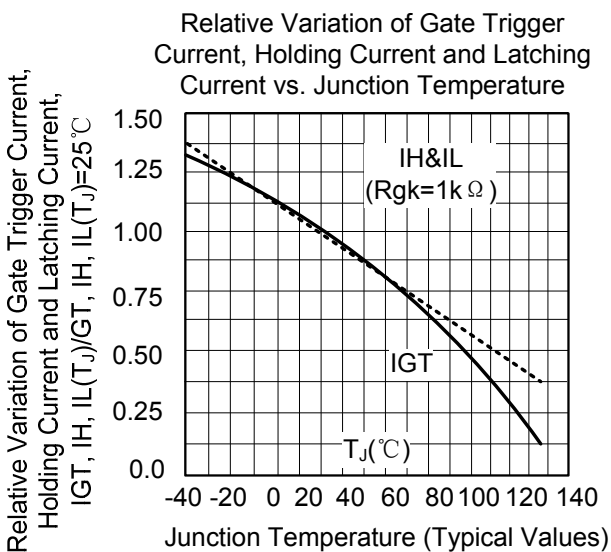
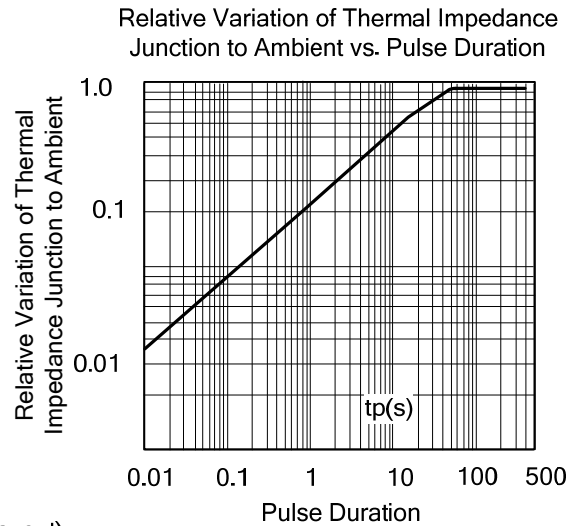
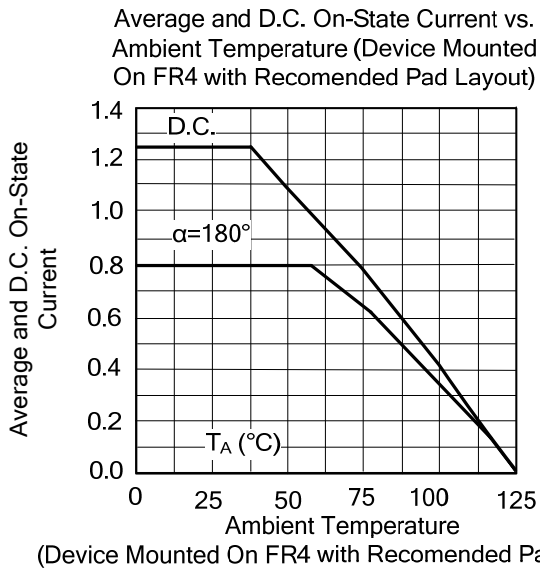
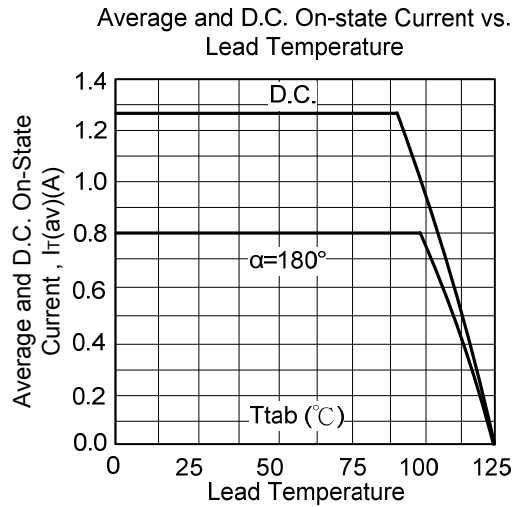
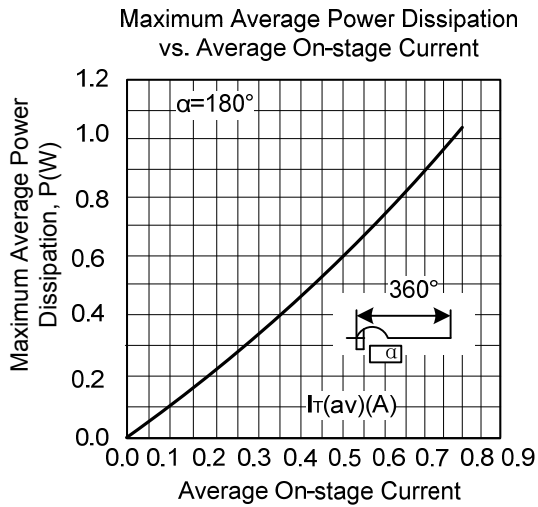
■ ELECTRICAL CHARACTERISTI

PARAMETER		SYMBOL	TEST CONDITIONS	MIN	TYP	MAX	UNIT
Peak Forward or Reverse Blocking Current	$T_J=25^{\circ}\text{C}$	I_{DRM} , I_{RRM}	$V_{DRM}=V_{RRM}$, $R_{GK}=1\text{k}\Omega$			5	μA
	$T_J=125^{\circ}\text{C}$					500	μA
Peak Forward On-State Voltage		V_{TM}	$I_{TM}=2.5\text{A}$, $t_p=380\mu\text{s}$			1.45	V
Gate Trigger Current		I_{GT}	$V_D=12\text{V}$, $R_L=140\Omega$	10		200	μA
Gate Trigger Voltage		V_{GT}	$V_D=12\text{V}$, $R_L=140\Omega$			0.8	V
Gate Non-Trigger Voltage		V_{GD}	$V_D=V_{DRM}$, $R_L=3.3\text{k}\Omega$, $R_{GK}=1\text{k}\Omega$, ($T_J=125^{\circ}\text{C}$)	0.1			V
Holding Current		I_H	$I_T=50\text{mA}$, $R_{GK}=1\text{k}\Omega$			5	mA
Latch Current		I_L	$I_G=1\text{mA}$, $R_{GK}=1\text{k}\Omega$			6	mA
Critical Rate of Rise of Off-State Voltage		dv/dt	$V_D=67\%V_{DRM}$, $R_{GK}=1\text{k}\Omega$, ($T_J=110^{\circ}\text{C}$)	10			$\text{V}/\mu\text{s}$
Peak Reversed Gate Voltage		V_{RG}	$I_{RG}=10\mu\text{A}$	8			V
Threshold Voltage		V_{TO}	($T_J=125^{\circ}\text{C}$)			0.9	V
Dynamic Resistance		R_d	($T_J=125^{\circ}\text{C}$)			200	$\text{m}\Omega$

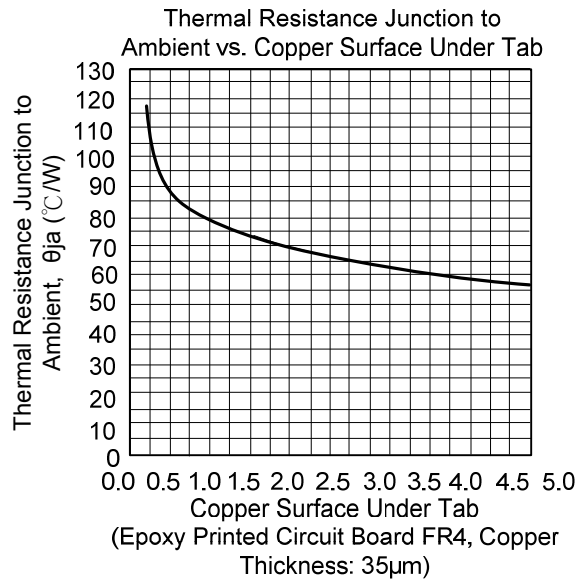
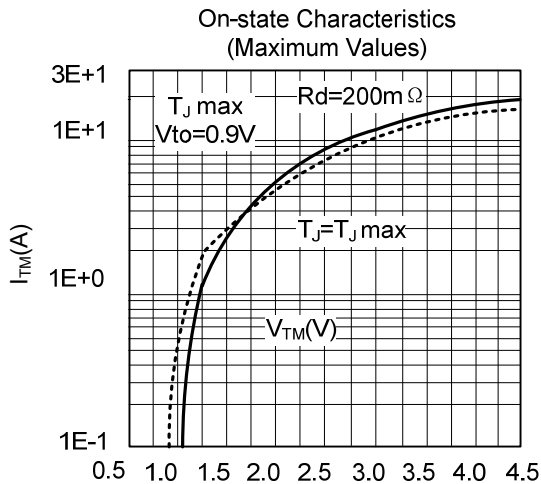
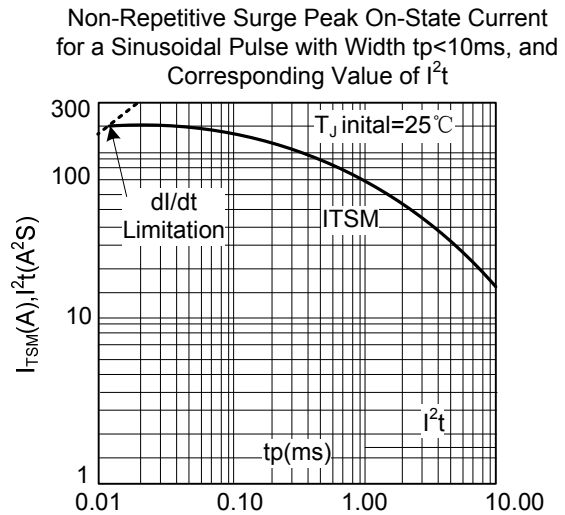
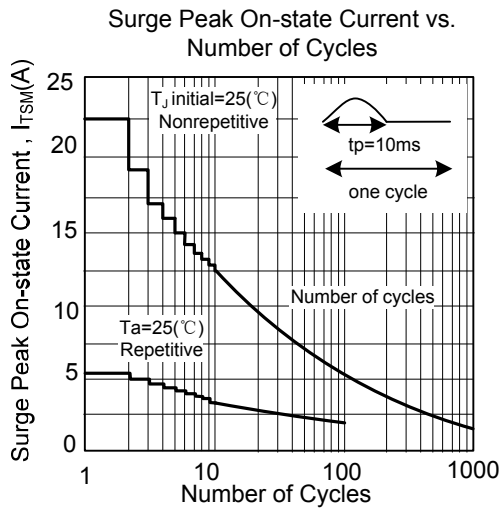
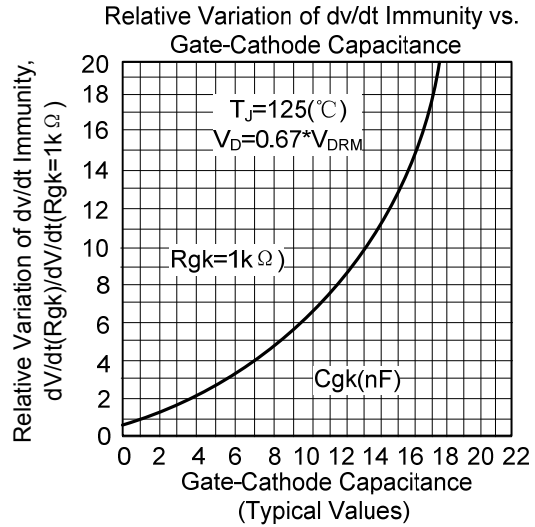
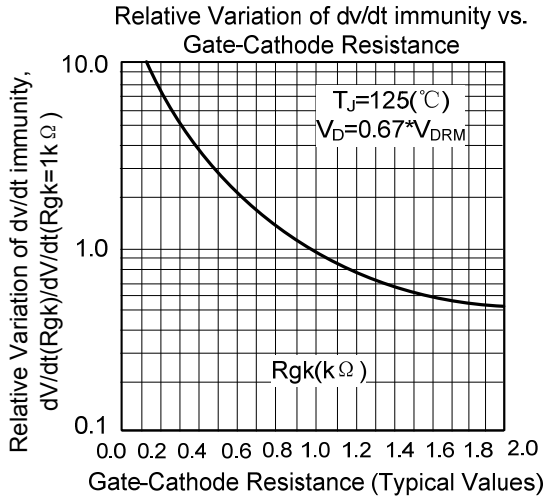
■ CLASSIFICATION OF I_{GT}

RANK	A	B
RANGE	10~100 μA	90~200 μA

■ TYPICAL CHARACTERISTICS



■ TYPICAL CHARACTERISTICS(Cont.)



UTC assumes no responsibility for equipment failures that result from using products at values that exceed, even momentarily, rated values (such as maximum ratings, operating condition ranges, or other parameters) listed in products specifications of any and all UTC products described or contained herein. UTC products are not designed for use in life support appliances, devices or systems where malfunction of these products can be reasonably expected to result in personal injury. Reproduction in whole or in part is prohibited without the prior written consent of the copyright owner. The information presented in this document does not form part of any quotation or contract, is believed to be accurate and reliable and may be changed without notice.