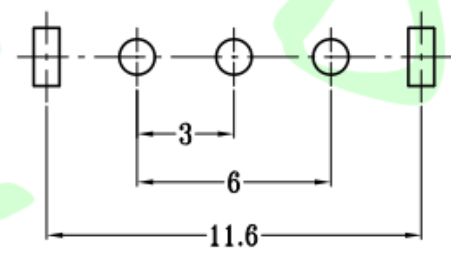
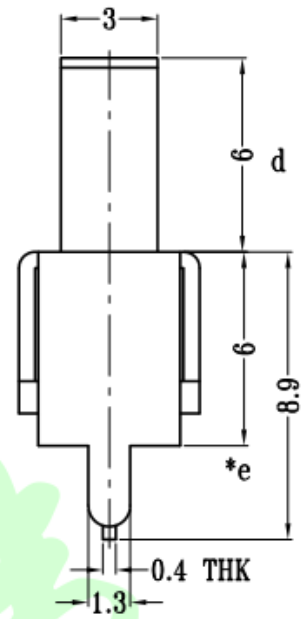
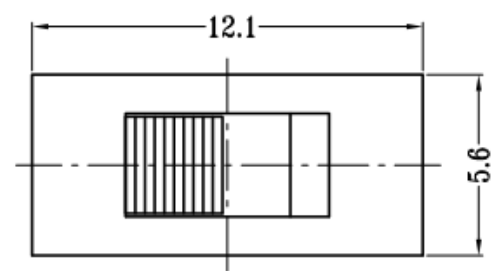
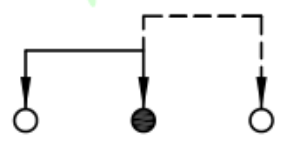
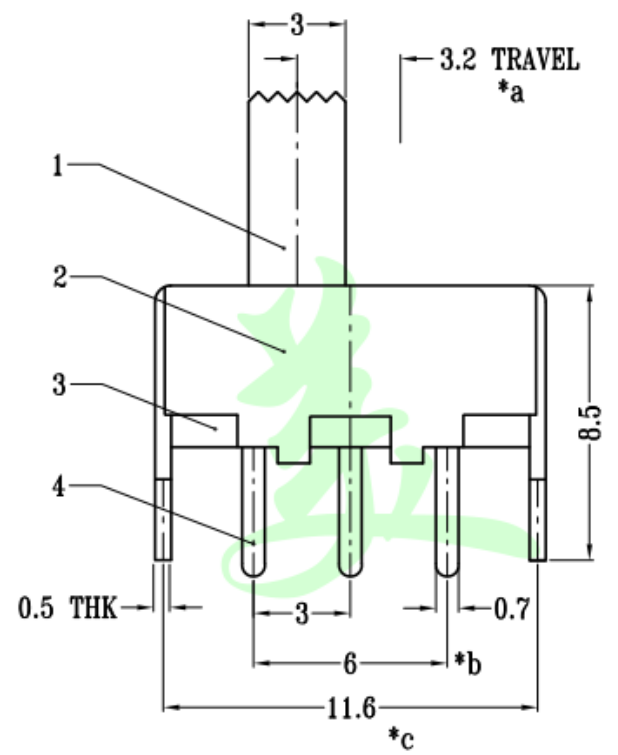


9.0mm
8.0mm
7.0mm
6.0mm
5.0mm
4.0mm
3.0mm
2.0mm
G (mm)

Rating	DC 50V 0.5A
Circuit	1P - 2T
Timing	Shorting
Contact Resistance	200mΩ Max.
Insulation Resistance	100MΩ Min.
Operating Force	250gf ±100gf
Operating Life (cycle)	10,000 Min.



P.C.B LAYOUT
BOTTOM VIEW



SCHEMATIC (NON-SHORTING)

NO.	PARTS	MATERIALS	Q'TY	FINISH
6	SPRING	STEEL WIRE	1	NATURAL
5	CONTACT	BRASS STRIP	1	Ag PLATED
4	TERMINAL	BRASS STRIP	3	Ag PLATED
3	CASE	PHENOLIC RESIN	1	NATURAL
2	FRAME	STEEL STRIP	1	Ni PLATED
1	KNOB	POM	1	BLACK

>0.5~2	±0.05	±0.10	±0.15
>2~5	±0.15	±0.20	±0.25
>5~10	±0.25	±0.28	±0.30
角度 ANGLE	±0.5°		
注:*表示关键尺寸(5个)			

第一视角	设计	图面	A4	东莞市美韩电子科技有限公司 Dongguan Usakro Electronic Technology Co., Ltd.			SIZE
	Jack Jin	单位	MM				A4
	审核	比例		1:1	DWG NO.	型号:SS-12F44-G6	VER
	Jacky Zhong	重量		1 of 1	PART NO.	规格:12.1*5.6*13.9	R
	批准	页码	1/1				
	Tony Meng	版次	A/0				