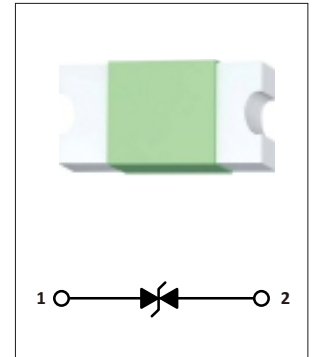


FEATURES

- > ESD protection for high speed data lines to IEC61000-4-2
- > ESD contact discharge typical 8KV, max 15KV
- > ESD air discharge typical 15KV, max 25KV
- > Surface mount
- > Extremely low capacitance
- > Very low leakage current
- > Fast response time
- > Bi-directional ESD protection
- > Lead free solder termination
- > The best ESD protection for high frequency, low voltage applications



APPLICATIONS

- > USB3.0, Firewire, DVI, HDMI, S-ATA
- > Thunderbolt, Display Port
- > Mobile HDMI Link, MDDI, MIPI, SWP/NFC

MECHANICAL DATA

- > **Case:** 0603 (plastic package). Lead free; RoHS compliant
- > **Molding Compound Flammability Rating:** UL 94 V-0
- > **Terminals:** High temperature soldering guaranteed: 260°C/10 sec. at terminals

ABSOLUTE MAXIMUM RATINGS

Ratings at 25°C ambient temperature unless otherwise specified.

PARAMETER	SYMBOL	VALUE	UNITS
Maximum Contact discharge voltage Per IEC61000-4-2	-	15	KV
Maximum Air discharge voltage Per IEC61000-4-2	-	25	KV
Maximum Operating temperature	T _{OPER}	-40~+90	°C
Maximum Storage temperature	T _{STG}	-55~+125	°C
Maximum lead temperature for soldering during 10s	T _L	260	°C

ELECTRICAL CHARACTERISTICS

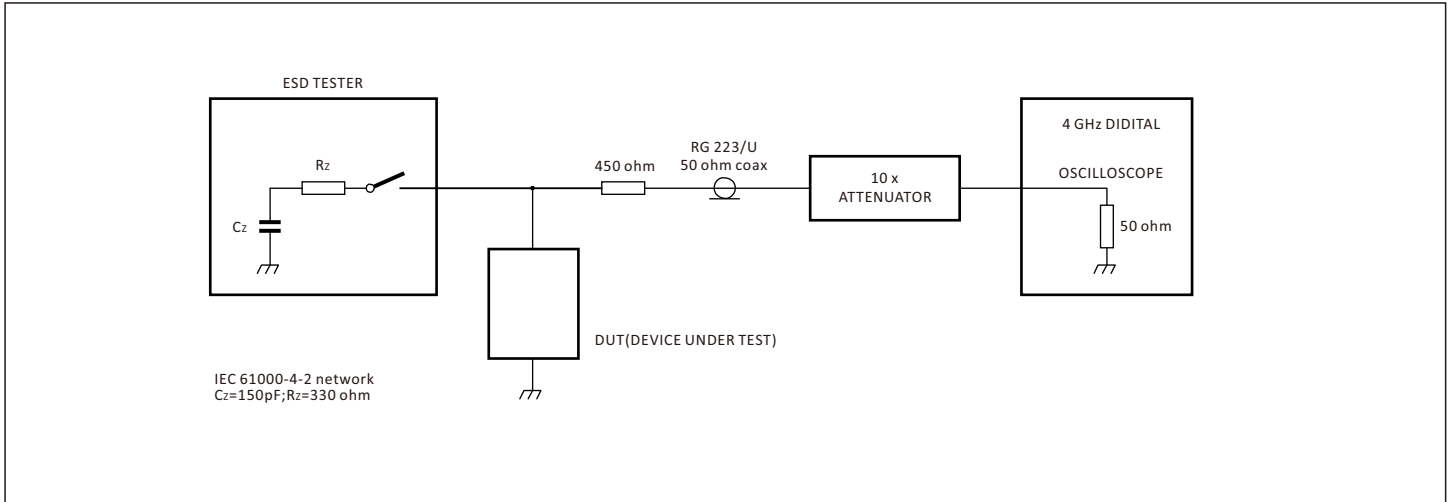
PARAMETER	SYMBOL	TEST CONDITIONS	MIN.	TYP.	MAX.	UNITS
Rated Voltage	V _R	-			24	V
Trigger voltage	V _T	IEC61000-4-2 8KV contact discharge		350		V
Clamping voltage	V _C	IEC61000-4-2 8KV contact discharge DC		35		V
Leakage current	I _L	24V shall be applied on component			0.10	uA
Capacitance	C _P	V _R =0V, f=1MHz		0.05		pF

Note:

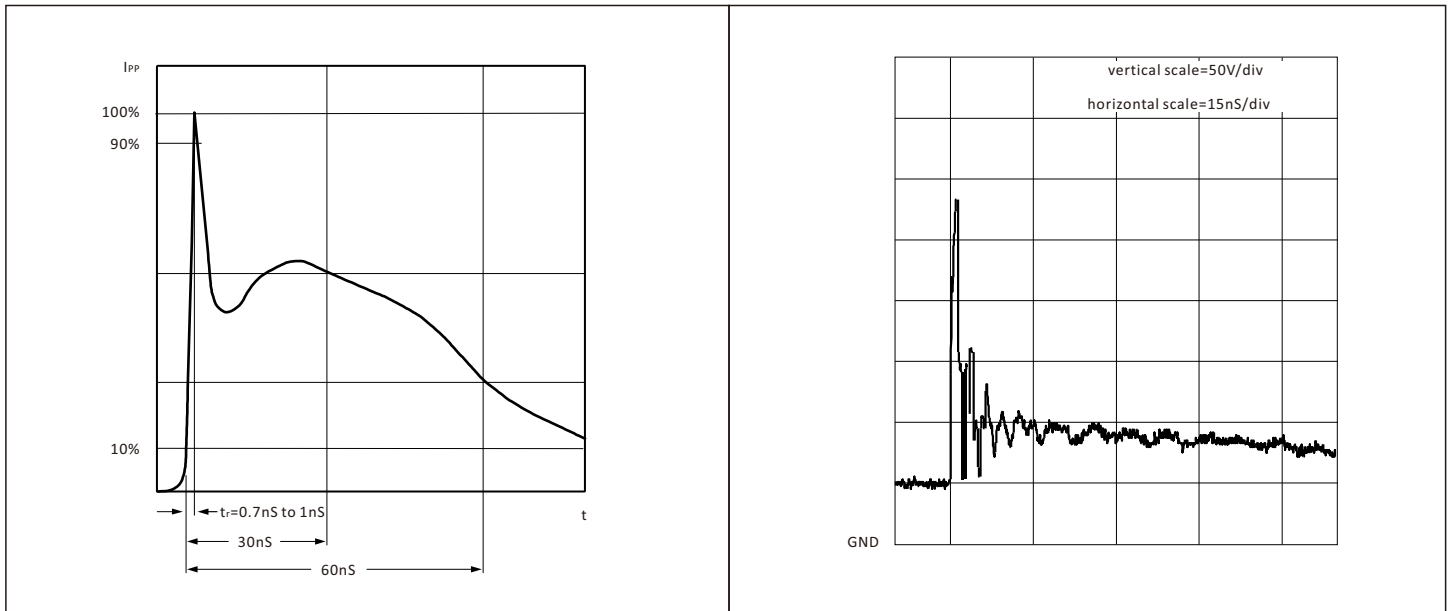
- 1 Trigger and clamping voltage are measured per IEC 61000-4-2, 8KV contact discharge method.
- 2 After reliability tests such as high temp storage, temp cycles, continuous ESD strike etc, the maximum leakage current is less than 10uA.



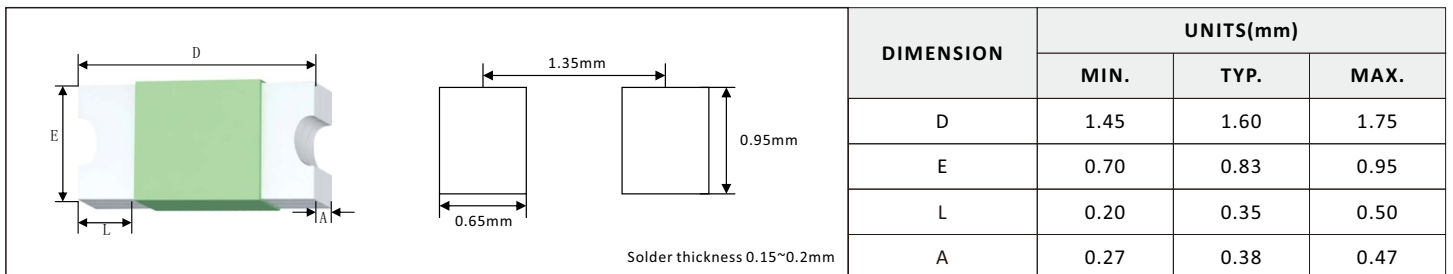
ESD CLAMPING TEST



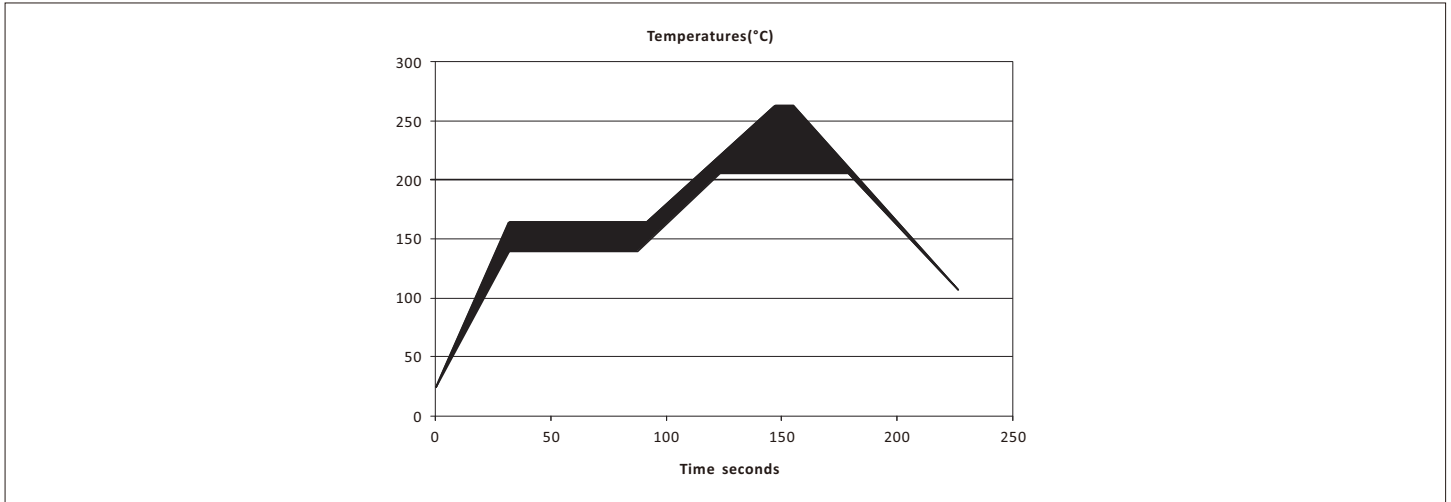
ESD CLAMPING TEST WAVEFORMS



PRODUCT AND PAD DIMENSIONS



SOLDER REFLOW RECOMMENDATIONS



ORDERING INFORMATION

Order Code	Package	Packaging Option	Base Quantity	Packaging Specification
SPE0603B24	0603	Tape and Reel	5000pcs/Reel	EIA STD RS-481

CONTACT US

Headquarters

A Building Caohejing I&E Park Pujiang Minhang Shanghai
China

Hotline

400-021-5756

Web

<http://www.semiware.com.cn>

By Telephone

Sales: 86-21-3463-7345

Customer Service: 86-21-3463-7172-8810/8826

Technical Support: 86-21-3463-7173-8811

By Email

Sales: sales03@semiware.com.cn

Customer Service: sales17@semiware.com.cn

Technical Support: fae03@semiware.com.cn

By Fax

General: 86-21-3965-0654

Sales: 86-21-3463-7458

COPYRIGHT ©Semiware 2009 - This literature is subject to all applicable copyright laws and is not for resale in any manner.

SPECIFICATIONS: Semiware reserves the right to change the electrical and or mechanical characteristics described herein without notice.

DESIGN CHANGES : Semiware reserves the right to discontinue product lines without notice and that the final judgement concerning selection and specifications is the buyer's and that in furnishing engineering and technical assistance. Semiware assumes no responsibility with respect to the selection or specifications of such products. Semiware makes no warranty, representation or guarantee regarding the suitability of its products for any particular purpose, nor does Semiware assume any liability arising out of the application or use of any product or circuit and specifically disclaims any and all liability without limitation special, consequential or incidental damages.

LIFE SUPPORT POLICY: Semiware products are not authorized for use in life support systems without written consent from the factory.

