

DESCRIPTION

The SESLVU2.8-4 is an ultra low capacitance TVS array that provides two line pairs of protection. This device protects high-frequency applications such as voice, video and data related systems and is designed to minimize the effects of high overshoot voltage experienced during and ESD event. This device has an in-line design, which reduces lead inductance thus providing lower overshoot voltage.

The SESLVU2.8-4 meets IEC 61000-4-2, IEC 61000-4-4 and IEC 61000-4-5 requirements. Packaged in an SO-8 configuration, this device is rated for 400 Watts Peak Pulse Power, for an 8/20 μ s waveform.

FEATURES

- >400 Watts Peak Pulse Power per Line (tp=8/20 μ s)
- >Protects two line pairs (four lines)
- >Low capacitance
- >RoHS Compliant

APPLICATIONS

- >10/100/1000 Ethernet
- >WAN/LAN Equipment
- >Test & Measurement Equipment
- >Switching Systems
- >Instrumentation
- >Audio/Video Inputs

IEC COMPATIBILITY


- >IEC61000-4-2 (ESD) \pm 15kV (air), \pm 8kV (contact)
- >IEC61000-4-4 (EFT) 40A (5/50ns)
- >IEC61000-4-5 (Lightning) 24A (8/20 μ s)

MAXIMUM RATINGS @ 25°C UNLESS OTHERWISE SPECIFIED

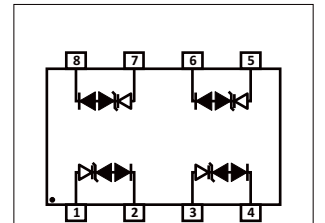
PARAMETER	SYMBOL	VALUE	UNIT
Peak Pulse Power (tp=8/20 μ s waveform)	PPP	400	Watts
Operating Temperature Range	T _J	-55~125	°C
Storage Temperature Range	T _{STG}	-55~150	°C

ELECTRICAL CHARACTERISTICS PER LINE @ 25°C UNLESS OTHERWISE SPECIFIED

PART NUMBER	DEVICE MARKING	V _{RWM}	V _B	I _T	V _C @1A	V _C		I _R	C _T
		(V) Max.	(V) Min.	(mA)	Max.	Max.	@ A	(μ A) Max.	(pF) Typ.
SESLVU2.8-4	SLVU 2.8-4	2.8	3.0	1	8.5	15.0	24.0	1.0	3.0

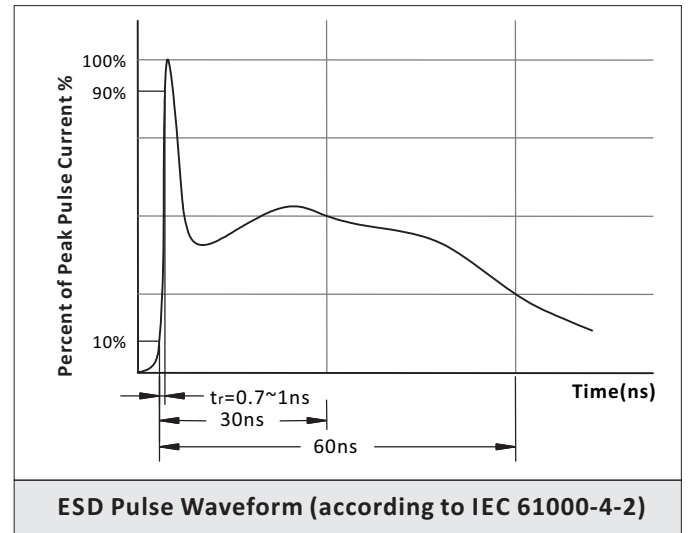
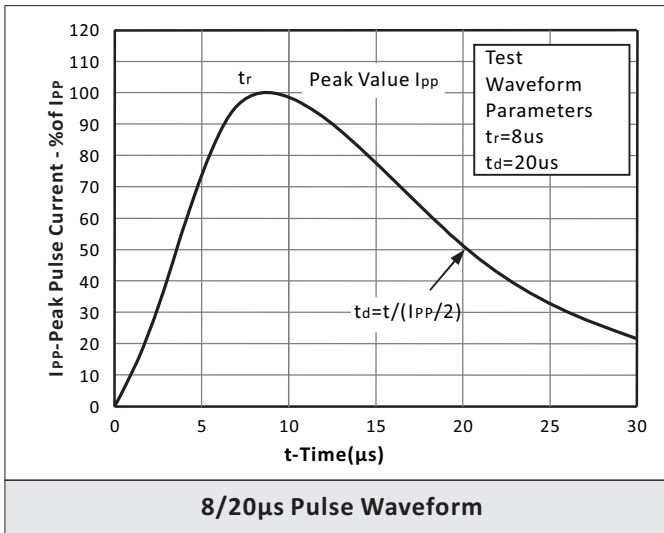


SOP-08 PACKAGE

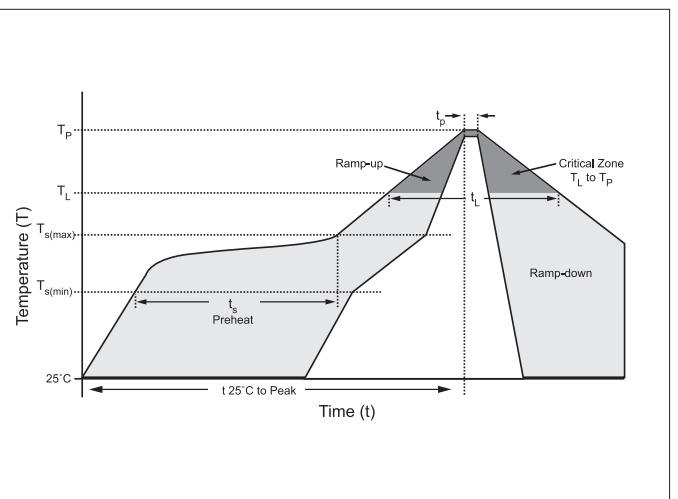


PIN CONFIGURATIONS



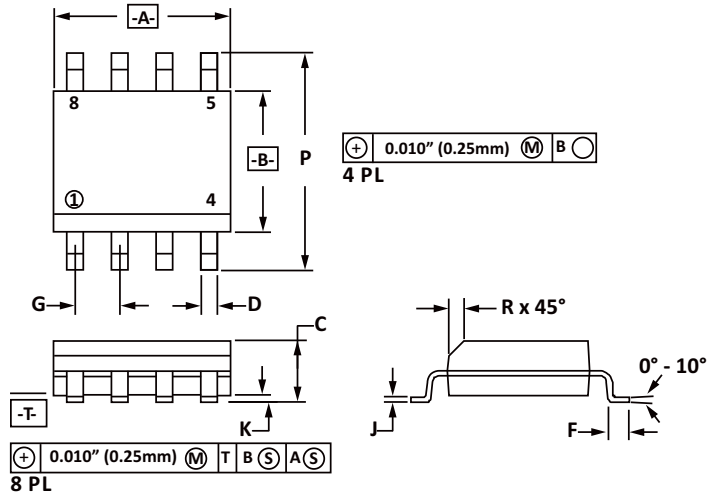
CHARACTERISTIC CURVES

REFLOW PROFILE

Reflow Condition		Lead-free assembly
Pre Heat	Temperature Min (Ts(min))	150°C
	Temperature Max (Ts(max))	200°C
	Time (min to max) (ts)	60 – 180 secs
Average ramp up rate (Liquidus Temp (TL) to peak)		3°C/second max
Ts(max)to TL - Ramp-up Rate		3°C/second max
Reflow	Temperature (TL) (Liquidus)	217°C
	Time (min to max) (tl)	60 – 150 seconds
Peak Temperature (Tp)		260°C
Time within 5°C of actual peak Temperature (tp)		20 – 40 seconds
Ramp-down Rate		6°C/second max
Time 25°C to peak Temperature (Tp)		8 minutes Max.
Do not exceed		260°C

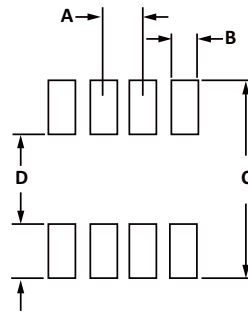


SOP-08 PACKAGE INFORMATION

OUTLINEDIMENSIONS				
DIM	MILLIMETERS		INCHES	
	MIN	MAX	MIN	MAX
A	4.80	5.00	0.189	0.196
B	3.80	4.00	0.150	0.157
C	1.35	1.75	0.054	0.068
D	0.35	0.49	0.014	0.019
F	0.40	1.25	0.016	0.049
G	1.27 BSC		0.05 BSC	
J	0.18	0.25	0.007	0.009
K	0.10	0.25	0.004	0.008
P	5.80	6.20	0.229	0.244
R	0.25	0.50	0.010	0.019


RECOMMENDED PAD LAYOUT DIMENSION

PADLAYOUTDIMENSIONS				
DIM	MILLIMETERS		INCHES	
	MIN	MAX	MIN	MAX
A	1.14	1.40	0.045	0.055
B	0.64	0.89	0.025	0.035
C	6.22	-	0.245	-
D	3.94	4.17	0.155	0.165
E	1.02	1.27	0.040	0.050


ORDERING INFORMATION

Part Number	Component Package	QTY/Reel	Reel Size
SESLVU2.8-4	SOP-08	1000PCS	7"



CONTACT US

Headquarters

No.3387 Shendu Road Pujiang I&E Park Minhang Shanghai
China

Hotline

400-021-5756

Web

[Http://www.semiware.com.cn](http://www.semiware.com.cn)

By Telephone

General: 86-21-3463-7172

Sales: 86-21-3463-7345

Technical Support: 86-21-34637172-8811

By Fax

General: 86-21-3965-0654

Sales: 86-21-3463-7458

By Email

General: china@semiware.com.cn

Sales: sales33@semiware.com.cn

Technical Support: fae03@semiware.com.cn

COPYRIGHT ©Semiware 2017 - This literature is subject to all applicable copyright laws and is not for resale in any manner.

SPECIFICATIONS: Semiware reserves the right to change the electrical and or mechanical characteristics described herein without notice.

DESIGN CHANGES : Semiware reserves the right to discontinue product lines without notice and that the final judgement concerning selection and specifications is the buyer's and that in furnishing engineering and technical assistance.Semiware assumes no responsibility with respect to the selection or specifications of such products.Semiware makes no warranty,representation or guarantee regarding the suitability of its products for any particular purpose, nor does Semiware assume any liability arising out of the application or use of any product or circuit and specifically disclaims any and all liability without limitation special,consequential or incidental damages.

LIFE SUPPORT POLICY: Semiware products are not authorized for use in life support systems without written consent from the factory

