



深圳市业展电子有限公司

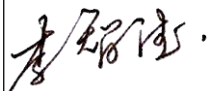
承认书

SPECIFICATION FOR APPROVAL

客户名称
Customer Name _____
客户料号
Customer P/N _____
产品名称
Product Name Alloy Shunt Resistors – ASR Series
产品规格
Product Type ASR-M-3-0.35F
申请承认日期
Apply Date 2020-07-07 版本
REV. _____

供货商属性 代理商 _____ 制造商 深圳市业展电子有限公司
Vendor Type Agency Manufacturer: Shenzhen Yezhan Electronics Co., Ltd

Note: 禁止使用 1 级环境管理物质.遵守 ACBEL"环境管理物质规范"中所要求之含量标准.
Banned use of hazardous substances of level 1; Comply with "Specification for Hazardous Substances and Materials Management" of ACBEL

供货商印鉴 Vendor Stamp	APPROVED	CHECKED	PREPARED	承认印鉴 Stamp
			邓小辉	

Mainland China: 深圳市业展电子有限公司
Shenzhen Yezhan Electronics Co., Ltd.
Add: 深圳市龙华新区观澜街道办横坑河东村 440 号 6-7 栋
Building 6th-7th ,Rongchang Industry Zone, Longhua
New District, Shenzhen City, P.R.China
Tel: 0086-755-26517682 ext:8018 Fax: 0086-755-29500756
Mobile:0086-18926048203
E-mail: caixiaojuan@yezhan.com.cn

标准书名 Classification 承认书 Specification	Spec No.	YZ-QR-EN-007
品 名 : 分流贴片电阻器 ASR Series Product Name: Alloy Shunt Resistors	Version	1.5
	Page	5-2

1. 一般事项 General

1.1 适用范围 Scope

本承认书适用于深圳市业展电子有限公司 制造之[分流贴片电阻器]。

This specification is available for Alloy Shunt Resistors manufactured by

Shenzhen Yezhan Electronics Co., Ltd.

1.2 品质 Quality

本电阻器的制造系经高质量管理程序, 并具有高信赖性的质量保证, 且符合 RoHS 和无卤要求。

The resistor is manufactured by highly quality-controlled process and guaranteed high reliability,

it meets RoHS & Halogen-Free requirement.

1.3 标准试验状态 Standard measuring conditions

温度 $20 \pm 2^\circ\text{C}$ 、湿度 $65 \pm 5\%$ 。

但在温度 $5 \sim 35^\circ\text{C}$ 、湿度 $45 \sim 85\%$ 之情况下, 仍可给予判定。

Temperature $20 \pm 2^\circ\text{C}$, Humidity $65 \pm 5\%$.

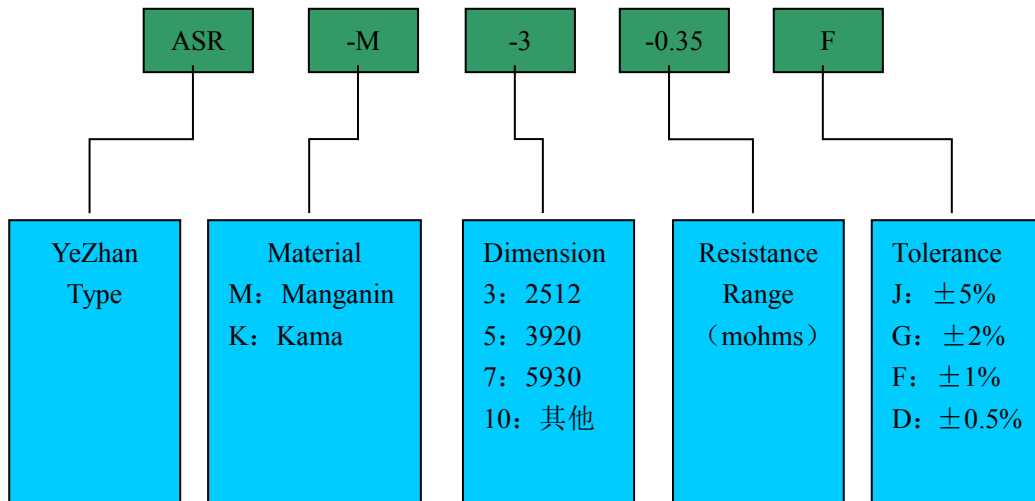
Being no doubt about the judgment, measurements can be made within the following Temperature

$5 \sim 35^\circ\text{C}$, Humidity $45 \sim 85\%$.

1.4 形名 (例) Type designation (example)

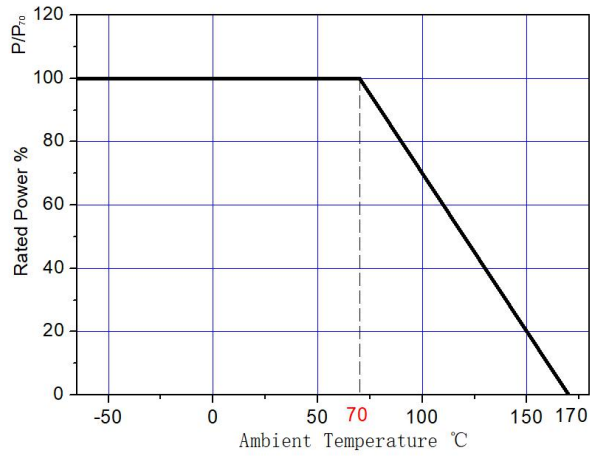
依使用种类、材料、规格、形状、公称电阻值、电阻值容许差而区别, 其构造如下:

The type designation shall be in the following form and as specified.

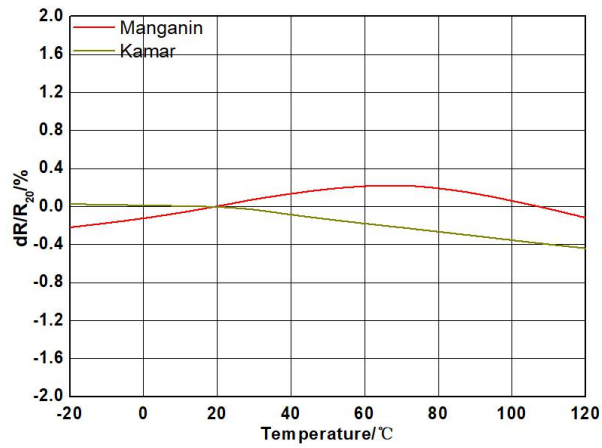


标准书名 Classification 承认书 Specification	Spec No.	YZ-QR-EN-007
品 名 : 分流贴片电阻器 ASR Series Product Name: Alloy Shunt Resistors	Version	1.5
	Page	5-3

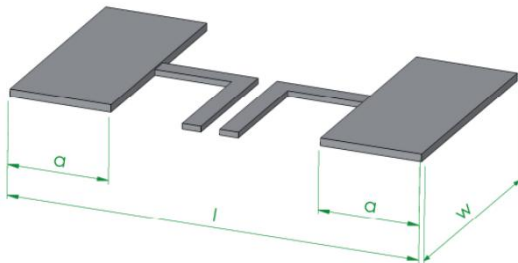
1.5 功率曲线 Power Derating



1.6 温度系数曲线 TCR Derating



1.7 推荐焊盘尺寸 Recommended Solder Pad Layout



PCB	l	w	a
2512	7	3.4	1.8
3920	11	6.2	2.7
5930	16	8.75	5.2

标准书名 Classification 承认书 Specification	Spec No.	YZ-QR-EN-007
品 名 : 分流贴片电阻器 ASR Series Product Name: Alloy Shunt Resistors	Version	1.5
	Page	5-4

1.8 外形 External

项 目 Item	参 数 Parameters
图 解 Drawing	<p>The drawing shows two views of the resistor. The top view (side view) shows a central grey rectangular body with two orange trapezoidal leads on either side. Dimensions labeled include: h (height of the central body), $D1$ (width of the left lead), T (width of the central body), and $D2$ (width of the right lead). The bottom view (top view) shows a rectangular component with a central grey area and two orange areas on the sides. Dimensions labeled include: A (height of the component), W (total width), and $1.0max$ (height of the central body).</p>
W	6.3mm±0.2mm
A	3.1mm±0.3mm
T	1.2mm±0.2mm
h	0.5±0.1mm
D1	1.25±0.1mm
D2	1.25±0.1mm
阻 值	0.35mΩ±1%
额定功率	3W
使用温度	-65℃~170℃

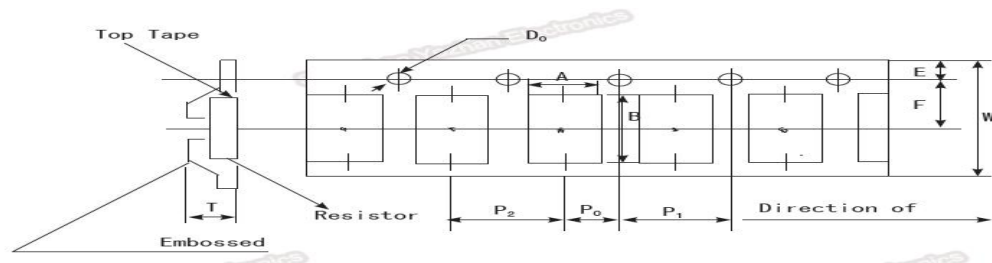
标准书名 Classification 承认书 Specification	Spec No.	YZ-QR-EN-007
品名：分流贴片电阻器 ASR Series	Version	1.5
Product Name: Alloy Shunt Resistors	Page	5-5

2 应用范围 Applications

- 混合应用的电源电流传感器 Current sensor for power hybrid applications
- 变频器 Frequency converters
- 电源模块 Power modules
- 通讯系统 Communication system
- 自动化控制电源 Automatic control power supply
- 汽车市场的高电流应用 High current applications for the automotive market
- 体系认证 IATF16949

3 包装 Packaging

Embossed plastic Tape Specifications



Unit: mm

Size	A	B	W	E	F	P ₀	P ₁	P ₂	D ₀	T	Quantity
2512	4.3	7.6	16	1.55	7.5	3.85	7.7	7.7	1.50	1.7	1000
3920	6	11	24	1.55	11.2	6	12	12	1.50	2.0	2500
5930	8.6	16	24	1.55	10.8	6	12	12	1.50	2.4	2000

4 工作特性 Performance Data

Items	Additional Requirements	Reference	Limits
Temperature Cycling	1000 Cycles(-55°C to +125°C) Measurement at 24±2hours after test conclusion	JESD22 Method JA-104	±0.5%
High Temperature Exposure	1000hrs.@T=125°C.Unpowered. Measurement at 24±2hours after test conclusion	MIL-STD-202 Method 108	±1%
Biased Humidity	1000hrs 85°C/85%RH. Note: Specified conditions: 10% of operating power. Measurement at 24±2hours after test conclusion	MIL-STD-202 Method 103	±0.5%
Operational Life	Condition D Steady State TA=125°C at rated power. Measurement at 24±2hours after test conclusion	MIL-STD-202 Method 108	±1%
Solderability	245°C±5°C, 5s+0.5s/-0	J-STD-002C	95% Coverage Min
Resistance to Soldering Heat	260°C±5°C, 10s±1s Measurement at 24±2hours after test conclusion	MIL-STD-202 Method 210	±0.5%
Short Time Overload	5×Rated power for 5 s Measurement at 24±2hours after test conclusion	MIL-STD-202 Method 301	±0.5%