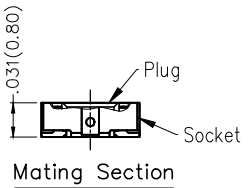
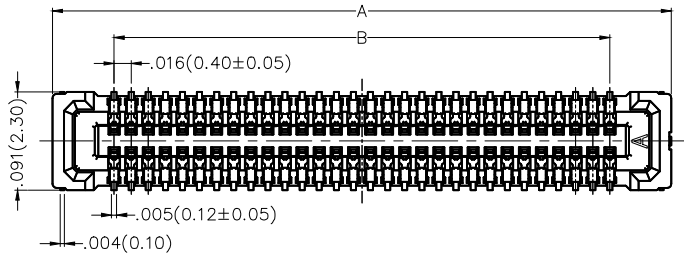
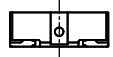
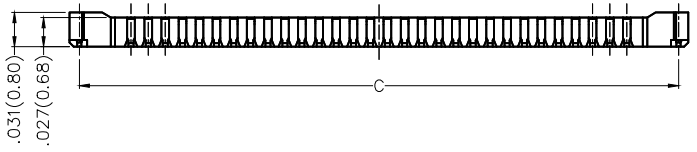


| REV | LOCATIONS | DESCRIPTION | DATE | REVISER | APPD |
|-----|-----------|-------------|------|---------|------|
| | | | | | |



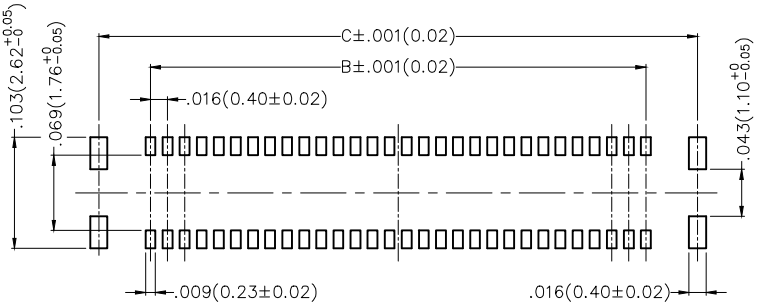
Electrical
 Current Rating: 0.3A AC(rms)/DC
 Voltage Rating: 30V AC(rms)/DC
 Contact Resistance: 100 mΩ Max
 Insulation Resistance: 50 MΩ MIN
 Withstanding Voltage: 100V AC r.m.s
 Temperature Range—Operating: -35°C~+85°C
 Material and Plating
 Housing: LCP(UL 94V-0)
 Contact Pin: Phosphor Bronze
 Plating: Tin Plated/Gold Plated Over Nickel



| Circuits (n) | Part No. | Dimensions(in/mm) | | |
|--------------|----------------------|-------------------|------------|-------------|
| | | A | B | C |
| 16 | FBB04005-F16S1033K6M | .224(5.68) | .110(2.80) | .206(5.22) |
| 24 | FBB04005-F24S1033K6M | .287(7.28) | .173(4.40) | .269(6.82) |
| 30 | FBB04005-F30S1033K6M | .334(8.48) | .220(5.60) | .316(8.02) |
| 40 | FBB04005-F40S1033K6M | .413(10.48) | .299(7.60) | .394(10.02) |
| 50 | FBB04005-F50S1033K6M | .491(12.48) | .378(9.60) | .473(12.02) |

Ordering Information

FBB 040 05 — F XX S 1 03 3 K6 M
 1 2 3 4 5 6 7 8 9 10 11



Recommended P.C.Board Layout
 General Tolerances: ±0.05mm

- 1 Category: FBB—Board to Board
- 2 Series Number: 040—Pitch 0.4mm
- 3 Distinction No.: 05
- 4 Type: F—Female
- 5 Circuits: XX
- 6 Entry Angle: S—180° Vertical
- 7 Plating: 1—Gold Plated
- 8 Thickness of Plating: 00—Gold Flash, 03—3μ"
- 9 Material—Resin: 3—LCP
- 10 Color—Resin: K6—Black
- 11 Packaging: M—Reel

| | | | | | | | |
|-------------------------------|---------------------------------------|------------------|----------------------|-------------------|--|----------------------|---------------------------|
| <p>THIRD ANGLE PROJECTION</p> | GENERAL TOLERANCES (UNLESS SPECIFIED) | | APPROVE BY FRANK | DATE 04/JUL/16 | PART NO. FBB04005-FXXS1033K6M | ITEM NO. FBB04005 | <p>Leader Of Industry</p> |
| | X.±.012(0.30) | X.±5° | CHECKED BY CHERRY | DATE 04/JUL/16 | TITLE Board to Board Pitch 0.4mm 180° Vertical (SMT) | | |
| DESIGN UNITS Inch (metric) | X.X±.008(0.20) | X.±2° | DRAWN BY KATE | DATE 04/JUL/16 | THIS DRAWING CONTAINS INFORMATION THAT IS PROPRIETARY TO TXGA INDUSTRIAL ELECTRONICS(S.Z)CO.,LTD AND SHOULD NOT BE USED WITHOUT WRITTEN PERMISSION | | |
| SCALE 5:1 | SIZE A4 | X.XX±.006(0.15) | | | | | |
| | | X.XXX±.004(0.10) | | | | | |