


THV SERIES

Load Life : 125°C 2000~3000 hours Low ESR

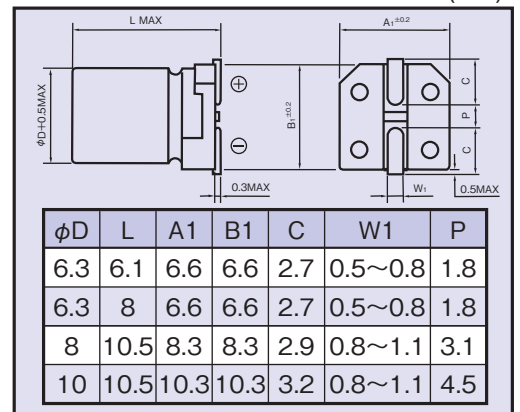
•AEC-Q200.



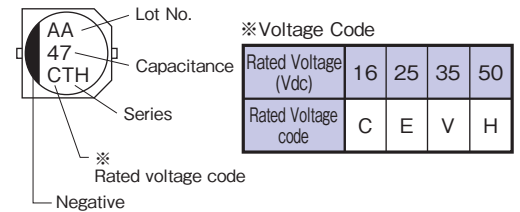
◆SPECIFICATIONS

Items	Characteristics					
Category Temperature Range	-40~+125°C					
Rated Voltage Range	16~50Vdc					
Capacitance Tolerance	±20% (20°C, 120Hz)					
Leakage Current(MAX)	I=0.01CV or 3μA whichever is greater. (After 2 minutes application of rated voltage) I=Leakage Current(μA) C=Capacitance(μF) V=Rated Voltage(Vdc)					
Dissipation Factor(MAX) (tanδ)	Rated Voltage (Vdc)	16	25	35	50	(20°C, 120Hz)
	tanδ	0.23	0.18	0.16	0.14	
Endurance	After applying rated voltage with rated ripple current for specified time at 125°C, the capacitors shall meet the following requirements.					
	Capacitance Change	Within ±30% of the initial value.			Case Size	LifeTime (hrs)
	Dissipation Factor	Not more than 300% of the specified value.			φD=6.3	2000
	Leakage Current	Not more than the specified value.			φD≥8	3000
Low Temperature Stability Impedance Ratio(MAX)	Rated Voltage (Vdc)	16	25	35	50	(120Hz)
	Z(-40°C)/Z(20°C)	4	4	3	3	

◆DIMENSIONS



◆MARKING



◆MULTIPLIER FOR RIPPLE CURRENT

Frequency (Hz)	120	1k	10k	100k≤
10~33μF	0.45	0.75	0.90	1.00
47~100μF	0.50	0.80	0.95	1.00
220~330μF	0.60	0.85	0.95	1.00

◆STANDARD SIZE Size φD×L(mm), Rated Ripple Current (mA r.m.s./125°C, 100kHz), ESR(Ω MAX/100kHz)

Vdc	Cap (μF)	Size (φD×L)	Ripple	ESR	
				20°C	-40°C
16	33	6.3×6.1	70	1	15
	47	6.3×8	200	0.7	10
	100	6.3×8	200	0.7	10
		8×10.5	300	0.3	4.5
	220	8×10.5	300	0.3	4.5
		10×10.5	500	0.2	3
330	10×10.5	500	0.2	3	

Vdc	Cap (μF)	Size (φD×L)	Ripple	ESR	
				20°C	-40°C
25	33	6.3×6.1	70	1	15
	47	6.3×8	200	0.7	10
	100	8×10.5	300	0.3	4.5
		8×10.5	300	0.3	4.5
	220	10×10.5	500	0.2	3
		330	10×10.5	500	0.2

Vdc	Cap (μF)	Size (φD×L)	Ripple	ESR	
				20°C	-40°C
35	22	6.3×8	200	0.7	10
	33	6.3×6.1	70	1	15
		6.3×8	200	0.7	10
	47	6.3×8	200	0.7	10
		8×10.5	300	0.3	4.5
	100	8×10.5	300	0.3	4.5
10×10.5		500	0.2	3	
50	220	10×10.5	500	0.2	3
	10	6.3×6.1	70	1	15
		6.3×8	150	0.9	10
	33	6.3×8	150	0.9	10
		8×10.5	250	0.36	4.5
	47	8×10.5	250	0.36	4.5
10×10.5		350	0.25	3	
100	10×10.5	350	0.25	3	

◆PART NUMBER

