


■ Features

- Low profile construction and miniature size.
- Magnetic shielded construction.
- High current saturation.
- Operating temperature:-40°C ~ +125°C.
- RoHS compliant

■ Applications

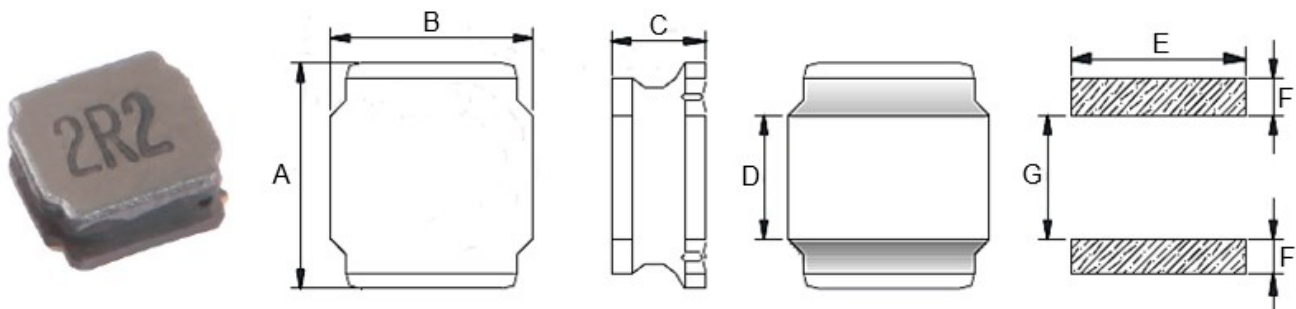
- For small DC/DC converter(HDD,DVC,DSC,PDA,LCD display etc.).
- Car navigation systems,telecom base stations.
- VR,AR,LED lighting.

■ Product Identification



- (1) : Type
- (2) : Dimensions
- (3) : Inductance value
- (4) : Inductance Tolerance; N=±30%,M=±20%, K=±10%

■ Shapes and Dimensions (Unit: mm)



TYPE	A	B	C Max.	D	E Ref.	F Ref.	G Ref.
YNR5020	5.0±0.2	5.0±0.2	2.00	1.25±0.2	4.70	1.40	2.30

■ YNR5020 Series

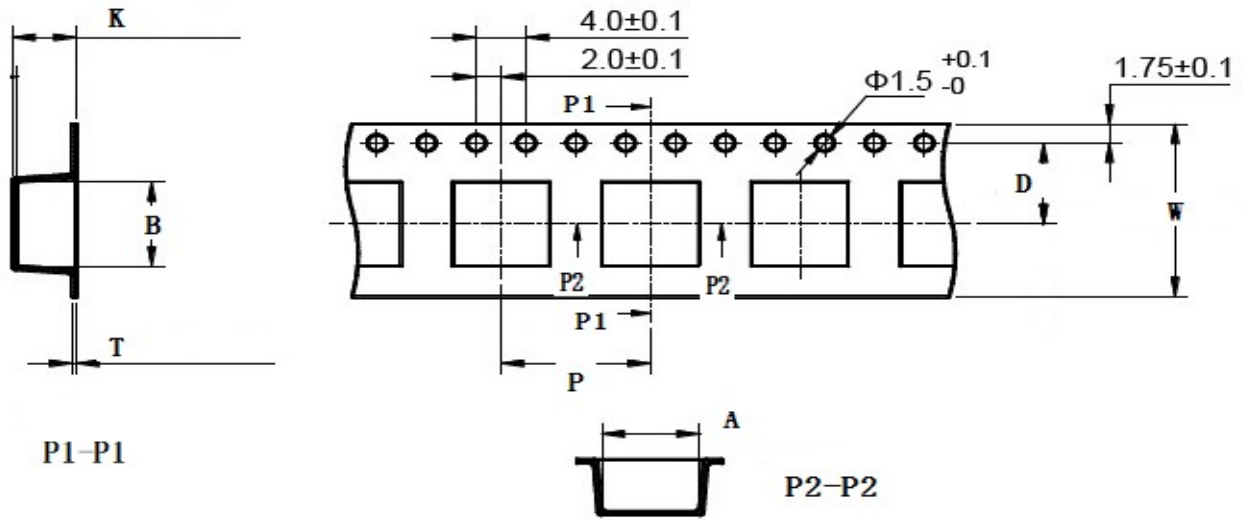
Part Number	Inductance (uH) @100KHz	DC Resistance (Ω)		Heat Rating Current (A)	Saturation Current (A)
		Typ.	Max.		
YNR5020-R22□	0.22	0.009	0.011	5.30	9.00
YNR5020-R24□	0.24	0.009	0.011	4.60	8.00
YNR5020-R47□	0.47	0.013	0.017	4.60	6.15
YNR5020-R56□	0.56	0.017	0.022	3.80	8.50
YNR5020-R68□	0.68	0.017	0.022	4.00	5.50
YNR5020-R75□	0.75	0.017	0.022	4.00	5.50
YNR5020-1R0□	1.00	0.020	0.026	3.80	4.10
YNR5020-1R5□	1.50	0.026	0.034	3.20	4.10
YNR5020-2R2□	2.20	0.032	0.042	2.90	3.20
YNR5020-2R7□	2.70	0.038	0.049	2.70	2.90
YNR5020-3R0□	3.00	0.038	0.049	2.70	2.55
YNR5020-3R3□	3.30	0.043	0.056	2.50	2.55
YNR5020-3R9□	3.90	0.043	0.056	2.50	2.30
YNR5020-4R7□	4.70	0.057	0.074	2.20	2.50
YNR5020-5R1□	5.10	0.064	0.083	2.05	2.25
YNR5020-5R6□	5.60	0.064	0.083	2.05	2.30
YNR5020-6R8□	6.80	0.083	0.108	1.80	2.05
YNR5020-7R5□	7.50	0.090	0.117	1.75	1.85
YNR5020-8R2□	8.20	0.098	0.127	1.65	1.85
YNR5020-9R1□	9.10	0.110	0.143	1.55	1.70
YNR5020-100□	10.0	0.110	0.143	1.55	1.70
YNR5020-120□	12.0	0.140	0.182	1.40	1.50
YNR5020-150□	15.0	0.165	0.215	1.25	1.35

■ YNR5020 Series

Part Number	Inductance (uH) @100KHz	DC Resistance (Ω)		Heat Rating Current (A)	Saturation Current (A)
		Typ.	Max.		
YNR5020-180□	18.0	0.200	0.260	1.15	1.25
YNR5020-220□	22.0	0.226	0.294	1.10	1.15
YNR5020-330□	33.0	0.390	0.507	0.90	0.92
YNR5020-470□	47.0	0.523	0.680	0.77	0.77
YNR5020-560□	56.0	0.630	0.819	0.70	0.77
YNR5020-620□	62.0	0.630	0.819	0.70	0.60
YNR5020-680□	68.0	0.740	0.962	0.64	0.65
YNR5020-820□	82.0	0.965	1.158	0.50	0.65
YNR5020-101□	100	1.100	1.430	0.53	0.53
YNR5020-121□	120	1.350	1.755	0.40	0.42
YNR5020-151□	150	2.150	2.795	0.35	0.40
YNR5020-201□	200	2.000	2.600	0.30	0.30
YNR5020-221□	220	2.380	3.094	0.30	0.30
YNR5020-561□	560	6.970	9.061	0.20	0.24

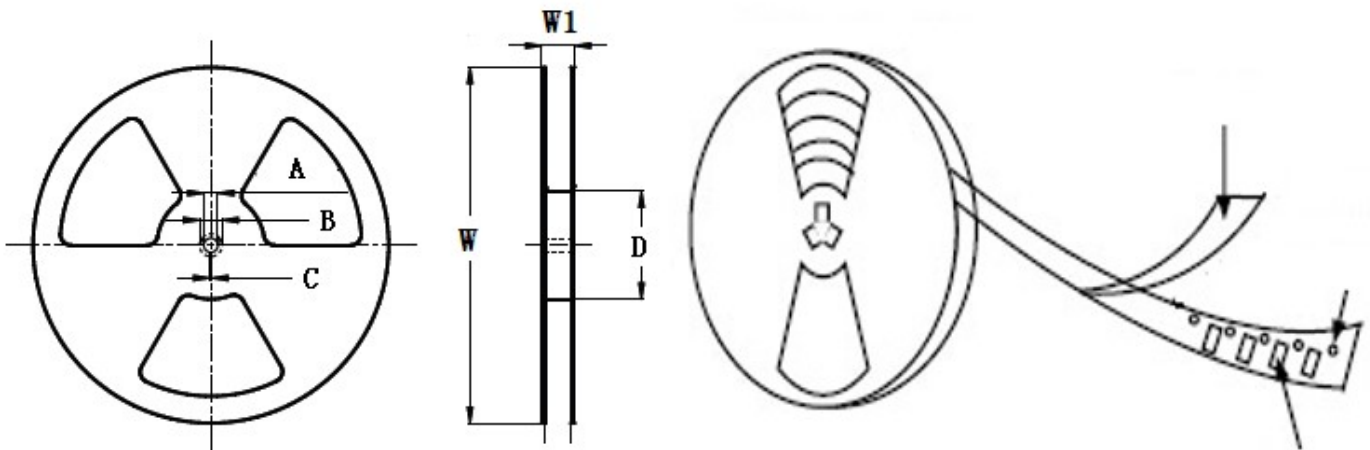
- ※ The saturation current value is the DC current value having inductance decrease down to 30%.(at 20°C)
- ※ The temperature rise current value is the DC current value having temperature increase up to 40°C. (at 20°C)
- ※ The rated current is the DC current value that satisfies both of current value saturation current value and temperature rise current value.

■ Taping Dimensions(Unit:mm)



TYPE	Chip Thickness	W	A	B	D	P	K Max	T Max	MPQ
YNR5020	2.00	12.0	5.40	5.40	5.50	8.00	2.20	0.35	3000

■ Reel Dimensions(Unit:mm)



TYPE	W	W1	A	B	C	D
YNR5020	330±2.0	12.8±1.50	13.0±0.50	21.0±0.80	2.0±0.50	100 Min

Direction of rolling



Cover tape peel off condition



Cover tape peel force shall be 0.1N to 1.3N.

Reference peel speed 300 ± 10 mm/min.