

## ALSF Series

### Features

- Utilizing a miniaturized winding structure.
- These products provide high Q characteristics.
- Resin-coated surface enables excellent mounting.
- Precision inductance tolerance is available.

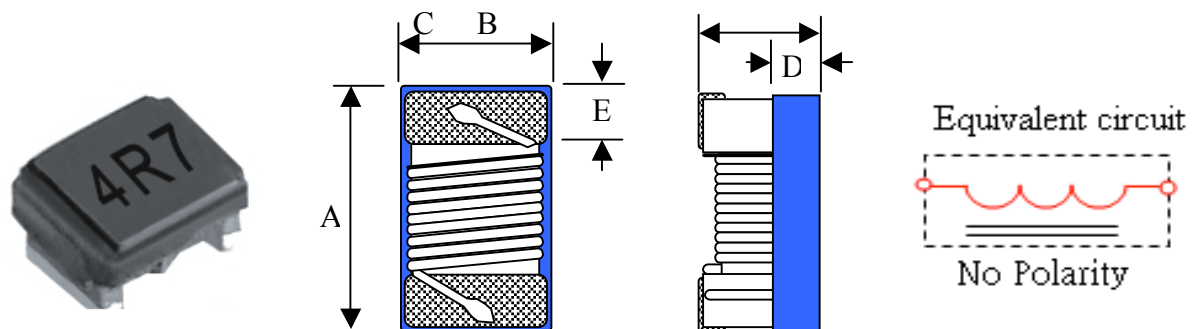
### Applications

- Personal computer, Hard disk drives.
- ADSL Modern and Cable Modern.
- Digital camera and other electronic equipment.

### Test Equipment and Conditions

- L , Q : Agilent/HP E4991A+ Agilent/HP16197A.
- SRF : Agilent/HP E4991A+ Agilent/HP 16197A.
- Rdc : DIGITAL MILLIOHM METER Chroma 16502, or equivalent.
- I<sub>dc</sub> for Inductance drop 10% from its value without current.
- Operating temperature range from -25°C to 85°C

### External Dimensions (Unit:m/m)



TYPE	METRIC	A	B	C	D	E	Q'Ty/Reel
ALSF201212	0805	2.40Max	1.65 Max	1.30 Max	0.65Ref	0.44±0.1	2000
ALSF292520	1008	2.90 Max	2.54 Max	2.03 Max	1.30Ref	0.5±0.1	2000
ALSF362924	1210	3.60 Max	2.90 Max	2.40 Max	1.10Ref	0.5±0.1	2000

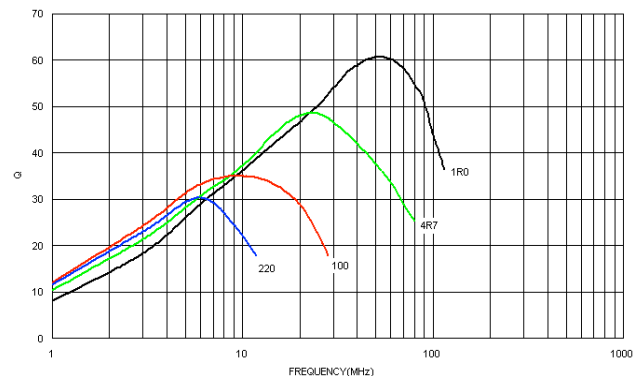
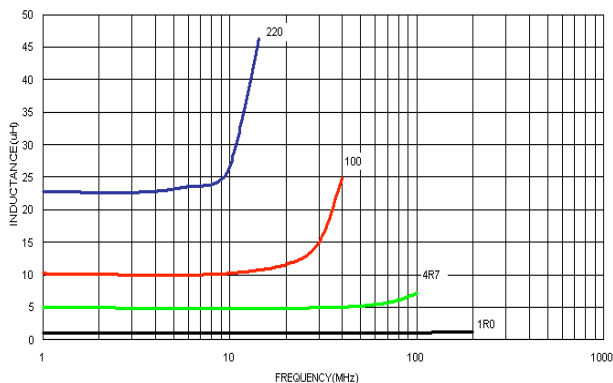
### Part Number Code

ALSF    201212    □    R11  
 A            B            C            D

A: Series Name                      Wire Wound Inductors  
 B: Dimensions(mm)                201212: 0805  
 C: Tolerance                         J: ±5%    K: ±10%  
 D: Inductance                        R11=0.11uH

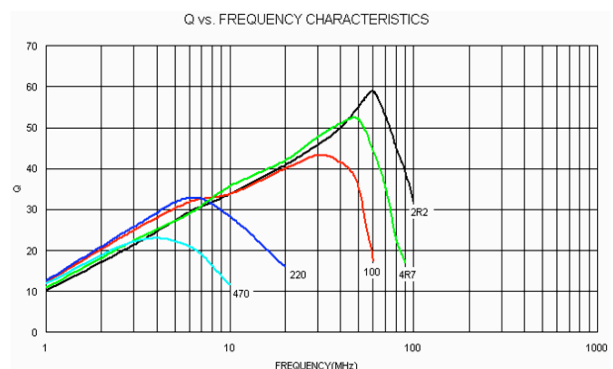
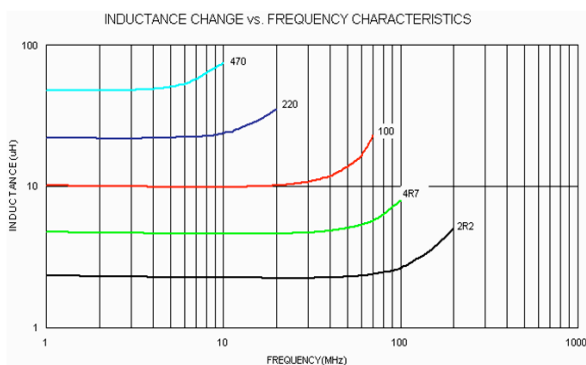
### ALSF Serier

Part Number	Inductance (uH)/MHz	Inductance Tolerance	Q/MHz Min.	SRF(MHz) Min.	RDC(Ω) Max.	IDC(mA) Max.
ALSF201212□-R11	0.11/25	J/K	25/25	1200	0.05	2000
ALSF201212□-R12	0.12/25	J/K	25/25	1000	0.18	1500
ALSF201212□-R15	0.15/25	J/K	25/25	1000	0.18	1400
ALSF201212□-R18	0.18/25	J/K	30/25	1000	0.20	1400
ALSF201212□-R22	0.22/25	J/K	30/25	830	0.25	1350
ALSF201212□-R27	0.27/25	J/K	30/25	800	0.38	1300
ALSF201212□-R33	0.33/25	J/K	30/25	750	0.35	1200
ALSF201212□-R39	0.39/25	J/K	30/25	700	0.35	1160
ALSF201212□-R47	0.47/25	J/K	30/25	690	0.40	1100
ALSF201212□-R56	0.56/25	J/K	30/25	640	0.40	1040
ALSF201212□-R62	0.62/25	J/K	30/25	640	0.45	980
ALSF201212□-R68	0.68/25	J/K	30/25	510	0.50	900
ALSF201212□-R82	0.82/25	J/K	30/25	500	0.50	900
ALSF201212□-R91	0.91/25	J/K	30/25	500	0.55	900
ALSF201212□-1R0	1.0/7.9	J/K	20/7.9	470	0.60	840
ALSF201212□-1R2	1.2/7.9	J/K	20/7.9	400	0.75	800
ALSF201212□-1R5	1.5/7.9	J/K	25/7.9	400	1.00	720
ALSF201212□-1R8	1.8/7.9	J/K	25/7.9	230	1.00	660
ALSF201212□-2R2	2.2/7.9	J/K	25/7.9	200	1.05	600
ALSF201212□-2R7	2.7/7.9	J/K	25/7.9	130	1.18	500
ALSF201212□-3R3	3.3/7.9	J/K	25/7.9	160	1.26	480
ALSF201212□-3R9	3.9/7.9	J/K	25/7.9	130	1.75	440
ALSF201212□-4R7	4.7/7.9	J/K	25/7.9	120	1.87	390
ALSF201212□-5R6	5.6/7.9	J/K	25/7.9	90	2.00	340
ALSF201212□-6R8	6.8/7.9	J/K	25/7.9	55	2.15	300
ALSF201212□-8R2	8.2/7.9	J/K	25/7.9	40	2.37	280
ALSF201212□-100	10/2.5	J/K	16/2.5	40	2.55	260
ALSF201212□-120	12/2.5	J/K	16/2.5	37	2.80	220
ALSF201212□-150	15/2.5	J/K	16/2.5	30	3.80	200
ALSF201212□-180	18/2.5	J/K	16/2.5	23	4.48	180
ALSF201212□-220	22/2.5	J/K	16/2.5	20	6.30	160
ALSF201212□-270	27/2.5	J/K	16/2.5	19	6.85	140
ALSF201212□-330	33/2.5	J/K	16/2.5	18	7.60	120
ALSF201212□-390	39/2.5	J/K	15/2.5	16	8.20	100



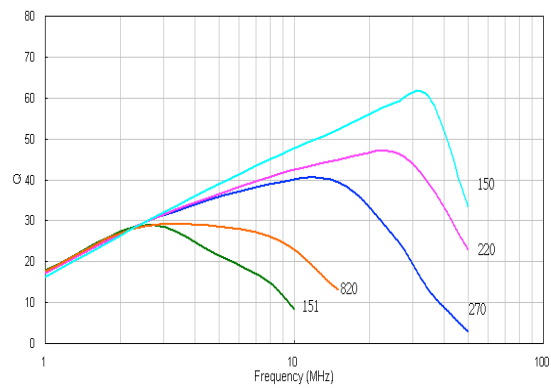
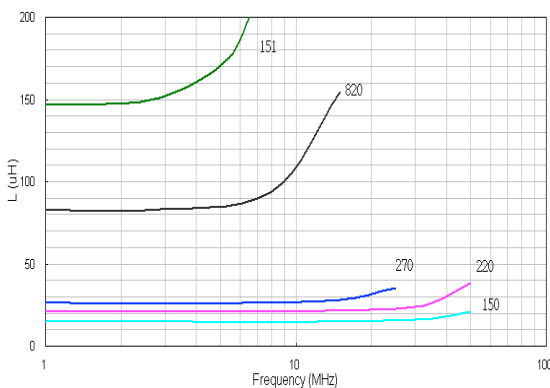
### ALSF Series

Part Number	Inductance (uH)/MHz	Inductance Tolerance	Q/MHz Min.	SRF(MHz) Min.	RDC(Ω) Max.	IDC(mA) Max.
ALSF292520□-R18	0.18/25	J/K	30/25	930	0.30	960
ALSF292520□-R20	0.20/25	J/K	30/25	735	0.30	960
ALSF292520□-R22	0.22/25	J/K	30/25	930	0.40	920
ALSF292520□-R39	0.39/25	J/K	30/25	480	0.45	920
ALSF292520□-R56	0.56/25	J/K	30/25	460	0.55	900
ALSF292520□-R62	0.62/25	J/K	30/25	460	0.55	900
ALSF292520□-R68	0.68/25	J/K	30/25	420	0.55	880
ALSF292520□-R75	0.75/25	J/K	30/25	420	0.65	880
ALSF292520□-R82	0.82/25	J/K	30/25	380	0.65	840
ALSF292520□-R91	0.91/25	J/K	30/25	400	0.65	840
ALSF292520□-1R0	1.0/7.9	J/K	25/7.9	300	0.60	800
ALSF292520□-1R2	1.2/7.9	J/K	25/7.9	280	0.74	800
ALSF292520□-1R5	1.5/7.9	J/K	25/7.9	245	0.85	780
ALSF292520□-1R8	1.8/7.9	J/K	25/7.9	240	0.92	780
ALSF292520□-2R2	2.2/7.9	J/K	25/7.9	205	1.10	760
ALSF292520□-2R7	2.7/7.9	J/K	25/7.9	187	1.22	760
ALSF292520□-3R3	3.3/7.9	J/K	25/7.9	165	1.37	740
ALSF292520□-3R9	3.9/7.9	J/K	25/7.9	144	1.66	700
ALSF292520□-4R7	4.7/7.9	J/K	25/7.9	110	1.68	660
ALSF292520□-5R6	5.6/7.9	J/K	25/7.9	88	1.75	640
ALSF292520□-6R8	6.8/7.9	J/K	25/7.9	70	1.85	640
ALSF292520□-8R2	8.2/7.9	J/K	25/7.9	57	2.00	600
ALSF292520□-100	10/2.5	J/K	15/2.5	55	2.32	600
ALSF292520□-120	12/2.5	J/K	15/2.5	52	2.99	560
ALSF292520□-150	15/2.5	J/K	15/2.5	49	3.42	480
ALSF292520□-180	18/2.5	J/K	15/2.5	48	4.65	420
ALSF292520□-220	22/2.5	J/K	15/2.5	25	5.12	420
ALSF292520□-270	27/2.5	J/K	15/2.5	23	5.76	420
ALSF292520□-330	33/2.5	J/K	15/2.5	17	6.44	400
ALSF292520□-390	39/2.5	J/K	15/2.5	15	6.85	380
ALSF292520□-470	47/2.5	J/K	14/2.5	13	9.94	340
ALSF292520□-560	56/2.5	J/K	14/2.5	10	10.70	280
ALSF292520□-680	68/2.5	J/K	14/2.5	8	12.80	260
ALSF292520□-820	82/2.5	J/K	14/2.5	8	18.30	240
ALSF292520□-101	100/1.0	J/K	8/1.0	7	19.60	200



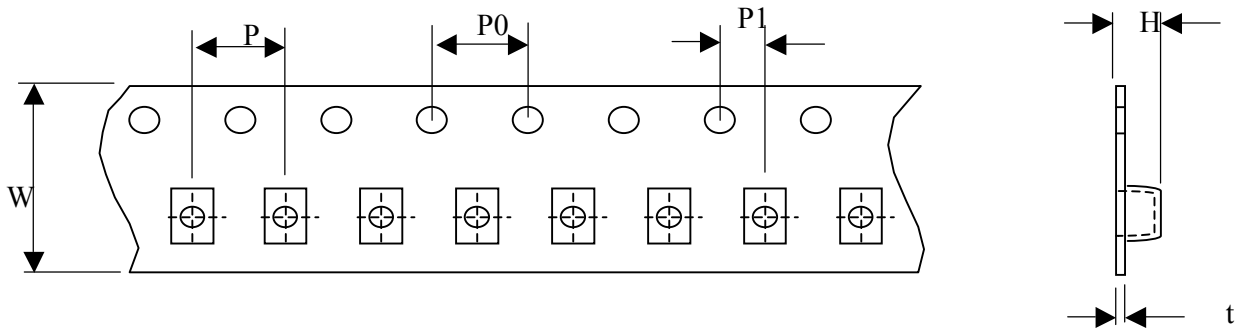
### ALSF Series

Part Number	Inductance (uH)/MHz	Inductance Tolerance	Q/MHz Min.	SRF(MHz) Min.	RDC(Ω) Max.	IDC(mA) Max.
ALSF362924□-R82	0.82/25	J/K	35/25	340	0.38	1300
ALSF362924□-1R0	1.0/7.9	J/K	35/7.9	320	0.42	1200
ALSF362924□-1R2	1.2/7.9	J/K	35/7.9	280	0.47	1100
ALSF362924□-1R5	1.5/7.9	J/K	35/7.9	250	0.50	1100
ALSF362924□-1R8	1.8/7.9	J/K	40/7.9	203	0.62	1000
ALSF362924□-2R2	2.2/7.9	J/K	33/7.9	200	0.65	1000
ALSF362924□-2R7	2.7/7.9	J/K	40/7.9	200	0.65	1000
ALSF362924□-3R0	3.0/7.9	J/K	40/7.9	180	0.78	800
ALSF362924□-3R3	3.3/7.9	J/K	30/7.9	146	0.83	1200
ALSF362924□-3R9	3.9/7.9	J/K	30/7.9	139	1.74	900
ALSF362924□-4R7	4.7/7.9	J/K	35/7.9	124	1.90	800
ALSF362924□-5R6	5.6/7.9	J/K	30/7.9	114	2.05	700
ALSF362924□-6R8	6.8/7.9	J/K	30/7.9	109	1.37	450
ALSF362924□-100	10/2.5	J/K	23/2.5	90	1.70	590
ALSF362924□-150	15/2.5	J/K	25/2.5	67	2.22	340
ALSF362924□-180	18/2.5	J/K	25/2.5	57	2.42	330
ALSF362924□-220	22/2.5	J/K	25/2.5	48	2.66	300
ALSF362924□-270	27/2.5	J/K	25/2.5	38	2.99	250
ALSF362924□-390	39/2.5	J/K	25/2.5	24	3.61	195
ALSF362924□-470	47/2.5	J/K	25/2.5	22	3.96	195
ALSF362924□-560	56/2.5	J/K	25/2.5	20	4.36	190
ALSF362924□-680	68/2.5	J/K	23/2.5	15	4.50	340
ALSF362924□-820	82/2.5	J/K	23/2.5	15	5.95	300
ALSF362924□-101	100/1	J/K	15/1	14	6.62	250
ALSF362924□-151	150/1	J/K	15/1	11	8.29	135
ALSF362924□-181	180/1	J/K	15/1	10	11.53	100
ALSF362924□-221	220/1	J/K	15/1	8	12.48	80



### Packaging

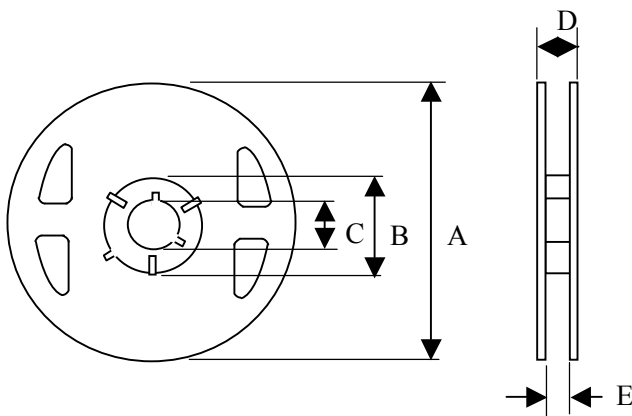
#### 1. Tape dimensions



Unit: mm

TYPE	METRIC	W	P	P0	P1	H	T
ALSF201212	0805	8	4	4	2	NA	0.23
ALSF292520	1008	8	4	4	2	2.5	0.22
ALSF362924	1210	8	4	4	2	NA	0.23

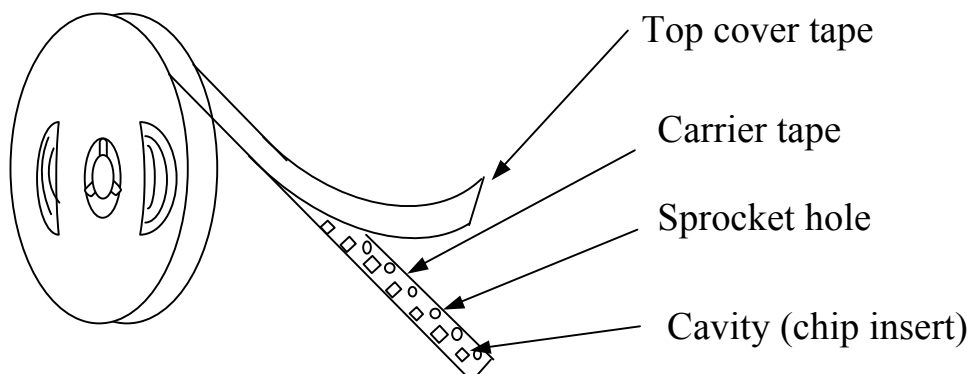
#### 2. Reel Dimensions



Unit: mm

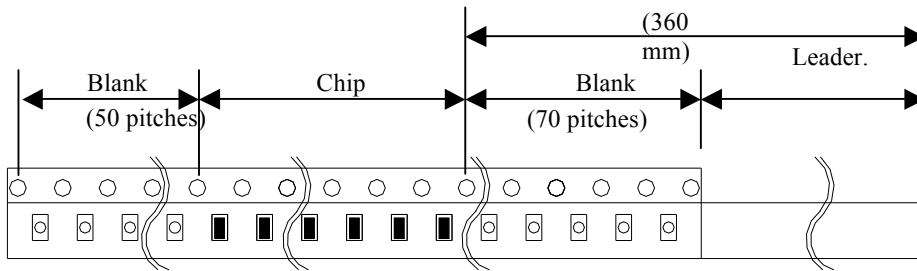
Symbol	A	B	C	D	E
T	180	60	13	14.4	8.4

#### 3. Tapping figure



### 4 . Packaging Form

There shall not continuation more than two vacancies of the product.



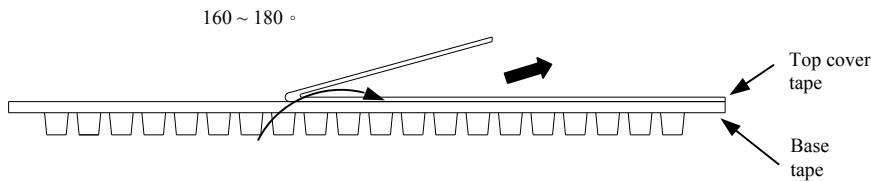
### 5 . Cover Tape Peel Strength

The force for tearing off cover tape is 0.1~0.6(N) in the arrow direction at the following conditions:

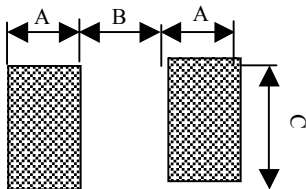
Temperature : 5 ~ 35°C

Humidity : 45 ~ 85%

Atmospheric pressure : 860 ~ 1060 hpa



### 6 . Recommended Footprint



Unit: mm

TYPE	METRIC	A	B	C
ALSF201212	0805	1.02	0.76	1.78
ALSF292520	1008	1.02	1.27	2.54
ALSF362924	1210	1.20	2.00	2.70

### 7 . Recommended Reflow Pattern

Reflow at 260°C/3 Cycles

