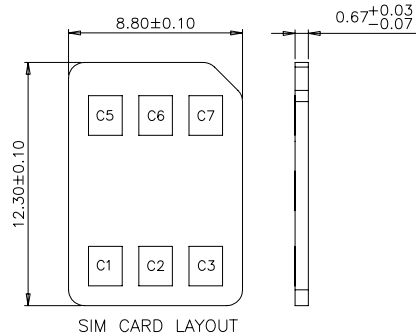


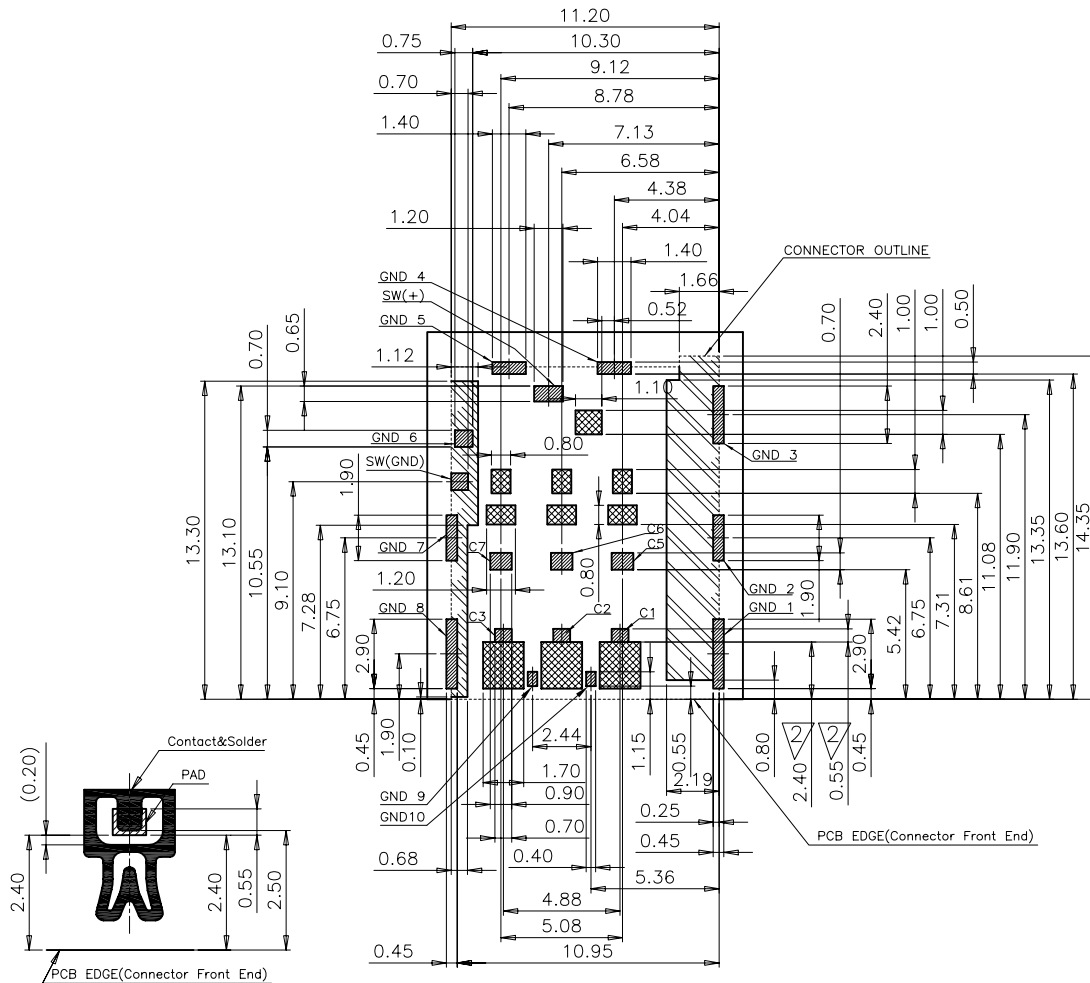
- NOTES:
- FINISH
 - CONTACT: CONTACT AREA: Au 1~3u" Min. GOLD FLASH PLATING ON SOLDER AREA
 - SHELL: SOLDER AREA: Gold flash
 - ELECTRICAL REQUIREMENTS:
 - CURRENT RATING: 0.5A PER PIN.
 - CONTACT RESISTANCE: 50 mOhm MAX.
 - INSULATION RESISTANCE: 1000 MOhm MIN.200 VDC FOR 1 MINUTE.
 - WITHSTANDING STRENGTH: 500V AC FOR 1 MINUTE.
 - MECHANICAL REQUIREMENTS: DURABILITY: 3,000 CYCLES MIN.
 - ENVIRONMENT REQUIREMENTS:
 - OPERATING TEMP.: -30°C TO +85°C
 - STORAGE TEMPERATURE: -40°C TO +85°C
 - RECOMMENDED PROCESS DONDITION: IR-REFLOW, PEAK TEMPERATURE AND TIME: 250°C, 5~10 S.

ITEM	DESCRIPTION	MATERIAL	FINISH	Q'TY
⑥	HOOK	SUS304	NO PLATING	1
⑤	SPRING	SUS	NO PLATING	1
④	SLIDE	PA46	GLASS FILLED(OR EQUAL), UL 94V-0, BLACK	1
③	SHELL	SUS301-H T=0.10	GOLD FLASH PLATED ON SOLDER TAIL AREA. NICKEL 30~100u" UNDER PLATED OVER ALL	1
②	TERMINAL	C5240-SH T=0.10	GOLD PLATED ON CONTACT AREA"A" SEE "PLATED CODE NOTE" GOLD FLASH PLATED ON CONTACT AREA"B" AND SOLDER TAIL AREA NICKEL 50~150u" UNDER PLATED OVER ALL	1
①	HOUSING	LCP	GLASS FILLED(OR EQUAL), UL 94V-0, BLACK	1



深圳市华宇创精密电子有限公司

TOLERANCE: X.X ±0.30 X.XX ±0.25 X.XXX ±0.15 X.* ±2* X.X* ±0.5*	DRAWN BY : 陈一鸣	DATE : 2014-02-23	PART NAME: NANO SIM PUSH 6P 1.25H
	CHECKED BY: 马跃	DATE : 2014-02-23	PART NO. HYC214-SIM06-125
UNIT: mm [inch] SCALE:1:1 SIZE: A4	APPROVED BY: 柯南	DATE : 2014-02-23	DRAW NO: HYC-SIM18120753
			SHEET NO. 1 OF 1



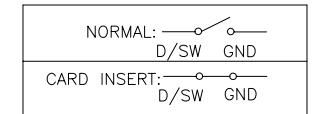
RECOMMENDED PCB LAYOUT TOP VIEW (TOLERANCE:±0.05) NO PATTERN AREA (TOLERANCE: ±0.05)
RECOMMENDED MATAL MASK T=0.12MM

Connector Pin Assignment

No.	Pin Name	Description
①	C1	Vcc of SIM
②	C2	RST of SIM
③	C3	CLK of SIM
④	C5	GND of SIM
⑤	C6	Vpp of SIM
⑥	C7	I/O of SIM
⑦	SW	Detection Switch

- THIS AREA SHOULD BE FREE OF ANY CONDUCTIVE TRACES
- SMT SOLDER AREA
- OPEN WIRE RESTRICTED AREA (POSSIBLY TOUCH OF COMPONENTS ON PCB)

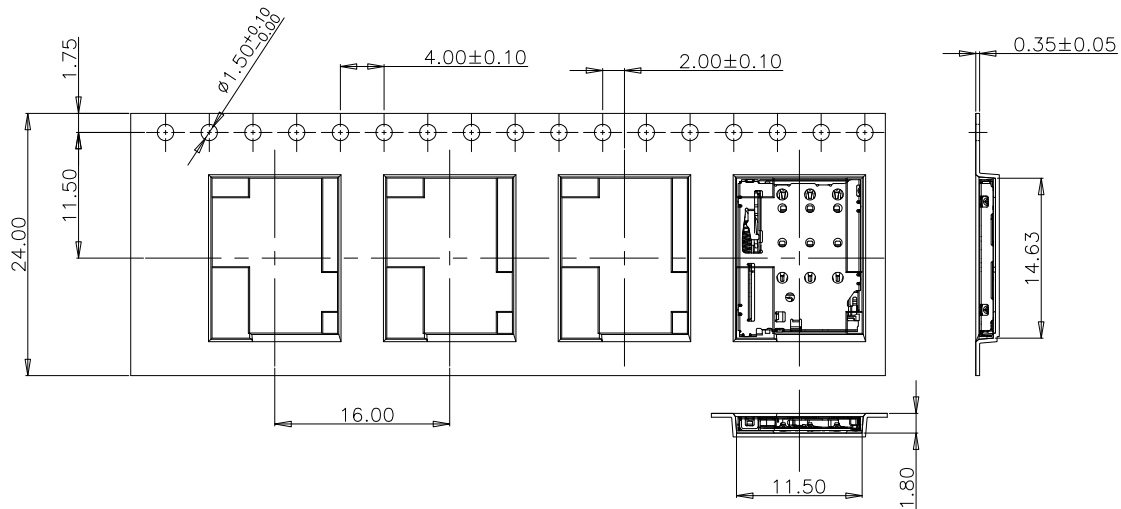
D/SW CIRCUIT



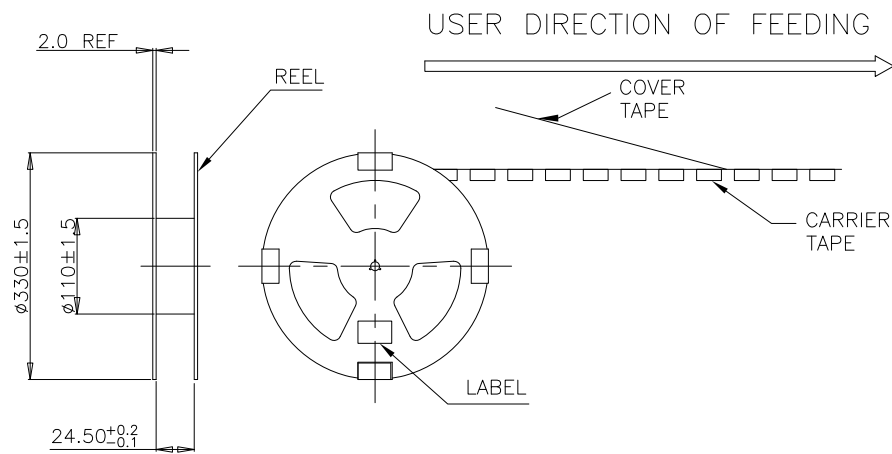
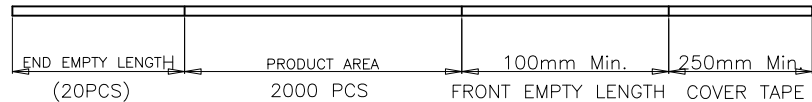
深圳市华宇创精密电子有限公司

TOLERANCE: X.X ±0.30 X.XX ±0.25 X.XXX ±0.15 X.* ±2* X.X* ±0.5*	DRAWN BY : 陈一鸣	DATE : 2014-02-23	PART NAME: NANO SIM PUSH 6P 1.25H
	CHECKED BY: 马跃	DATE : 2014-02-23	PART NO. HYC214-SIM06-125
 UNIT: mm [inch]	APPROVED BY: 柯南	DATE : 2014-02-23	MOLD NO. _____
	SCALE: 1:1 SIZE: A4		DRAW NO.: HYC-SIM18120753
			SHEET NO. 1 OF 1

← PRODUCT PACKAGING DIRECTION
 CUSTOMER TO USE DIRECTION →



产品料号	一盘产品数量	卷盘数量(N)	一箱产品数量
CONN. PART NO.	CONN. QTY./REEL	REEL QTY./CARTON	CONN. QTY./CARTON
HYC214-SIM06-125	2000	8	16000 PCS



- 1.材料(Material): PET,THICKNESS:0.35±0.05mm,COLOUR:TRANSPARENT
- 2.产品/卷盘/数量表(PRODUCT/REEL/QTY TABLE)
- 3.包装ESD要求: $10^4 \sim 10^9 \Omega$ (包括载带, 盖带, 卷盘)



深圳市华宇创精密电子有限公司

TOLERANCE: X.X ±0.30 X.XX ±0.25 X.XXX ±0.15 X.' ±2' X.X' ±0.5'	DRAWN BY : 陈一鸣	DATE : 2014-02-23	PART NAME: 包装图	
	CHECKED BY: 马跃	DATE : 2014-02-23	PART NO.	
UNIT: mm [inch] SCALE:1:1 SIZE: A4	APPROVED BY: 柯南	DATE : 2014-02-23	DRAW NO:	
			SHEET NO.	1 OF 1