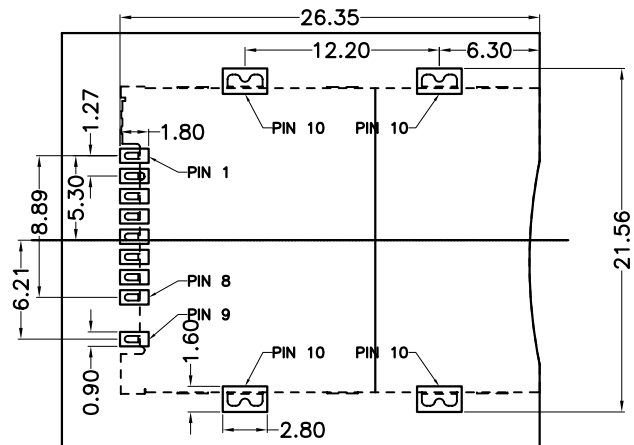
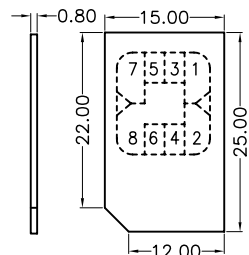
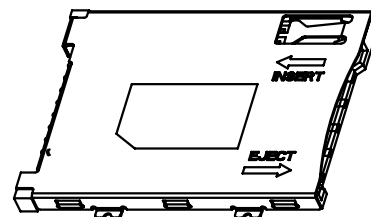
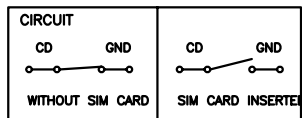
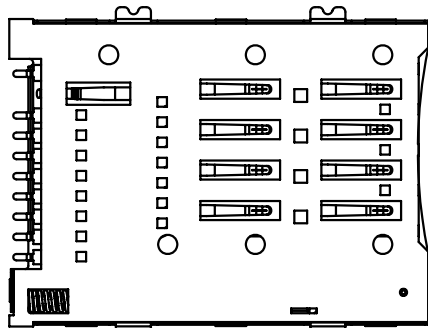
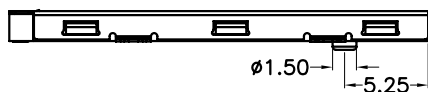


(1.00)LOCATION OF CARD PUSHED
 (2.00)LOCATION OF CARD LOCK
 (6.00)LOCATION OF CARD EJECTED



RECOMMENDED P.C.B HOLE LAYOUT
 COMPONENT SIDE VIEW(TOLERANCE: +/-0.05)

NOTES:

- 1.MATERIAL:
 HOUSING: HIGH TEMPERATURE THERMOPLASTIC UL94V_0,COLOR:BLACK.
 CONTACT: COPPER ALLOYS.
 COVER: COPPER ALLOYS OR STEEL.
- 2.PLATING:
 UNDERPLATE: NICKEL.
 CONTACT AREA: GOLD OVER NICKEL.
 SOLDER AREA: TIN OVER NICKEL.
- 3.MULTIMEDIA CARD COMPATIBLE

PIN NO.	NAME
PIN 1	VCC
PIN 2	GND
PIN 3	RST
PIN 4	VPP
PIN 5	CLK
PIN 6	I/O
PIN 7	DATO
PIN 8	MCMD
PIN 9	CARD DETECT Switch
PIN 10	GND



深圳市华宇创精密电子有限公司

TOLERANCE: X.X ±0.30 X.XX ±0.25 X.XXX ±0.15 X' ±2' X.X' ±0.5'	DRAWN BY : 陈一鸣	DATE : 2014-02-23	PART NAME: SIM PUSH 8+1无柱
	CHECKED BY: 马跃	DATE : 2014-02-23	PART NO. HYC143-SIM09-190
UNIT: mm [inch]	APPROVED BY: 柯南	DATE : 2014-02-23	DRAW NO: HYC-SIM16980131
SCALE:1:1 SIZE: A4			SHEET NO. 1 OF 1