

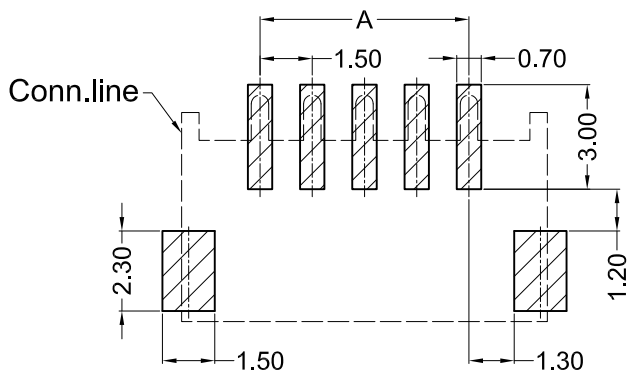
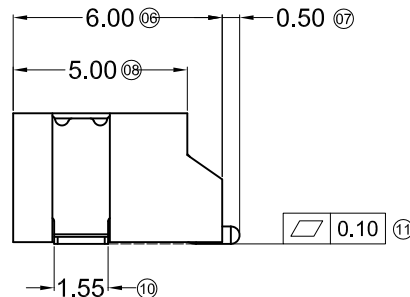
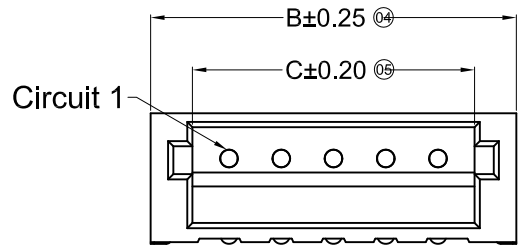
**Specifications :**

- Voltage rating: 50V AC / DC
- Current rating: 1A AC / DC
- Withstanding voltage: 500V AC/minute
- Temperature range: -25°C~+85°C
- Insulation resistance: ≥500MΩ
- Contact resistance: ≤20mΩ
- After environmental testing: ≤30mΩ

**X1502 W R S-XX X-XX SN XX**

① ② ③ ④ ⑤ ⑥ ⑦ ⑧ ⑨

- ① Series No.
- ② Category: W-wafer
- ③ Welding Board Angle: R- Right Angle 90°
- ④ Welding Way: S-SMT
- ⑤ Row No.-Pin No.: XX-02P~15P
- ⑥ Plug the Pin & Special No.:
- ⑦ Material: 6T -PA6T 94V-0 ; 9T- PA9T 94V-0 LP -LCP 94V-0
- ⑧ Planting Category: SN-Bright tin plating
- ⑨ Color: Blank-Natural Color



**Recommended P.C.B Layout**  
General Tolerance±0.05

Poles	Dimensions(mm)			Poles	Dimensions(mm)		
	A	B	C		A	B	C
02	1.50	6.00	3.60	09	12.00	16.50	14.10
03	3.00	7.50	5.10	10	13.50	18.00	15.60
04	4.50	9.00	6.60	11	15.00	19.50	17.10
05	6.00	10.50	8.10	12	16.50	21.00	18.60
06	7.50	12.00	9.60	13	18.00	22.50	20.10
07	9.00	13.50	11.10	14	19.50	24.00	21.60
08	10.50	15.00	12.60	15	21.00	25.50	23.10

X1502WRS-XXHF-LPSW	LCP UL 94V-0 Halogen Free	Brass	Tin-Plated	Phosphor Bronze	Tin-Plated	X1502H
X1502WRS-XX-9TSN	PA9T UL 94V-0	Brass	Tin-Plated	Phosphor Bronze	Tin-Plated	X1502H
X1502WRS-XX-6TSN	PA6T UL 94V-0					
PART NO	Material	Material(Pln)	Finsh(Pln)	Material (Solder Tabs)	Finish (Solder Tabs)	Suitable XKB Terminal

For and on behalf of  
**XKB INDUSTRIAL PRECISION CO., LIMITED**  
香港星坤工業精密有限公司

MARK	DESCRIPTION	DATE	REVISED	APPROVED	UNSPECIFIED TOLERANCES
△ X					ANGULAR ±5°
△ X					L ≤ 4 ±0.2
△ X					4 < L ≤ 16 ±0.3
△ X					16 < L ≤ 63 ±0.4
MARK					L > 63 ±0.5

DSND	DATE	SCALE: N/A	MODEL TYPE: X1502WRS-XX-XXSN
DWN	DATE	VIEW:	PART NO.:
CHKD	DATE	UNIT: mm	1.50mm Crimp Style Connectors
APPD	DATE	SIZE: A4	DWG NO.:
			WEIGHT 1.0g
			SHEET 1/1
			REVISION A0

**XKB INDUSTRIAL PRECISION CO., LIMITED**