

MODULAR CONNECTORS

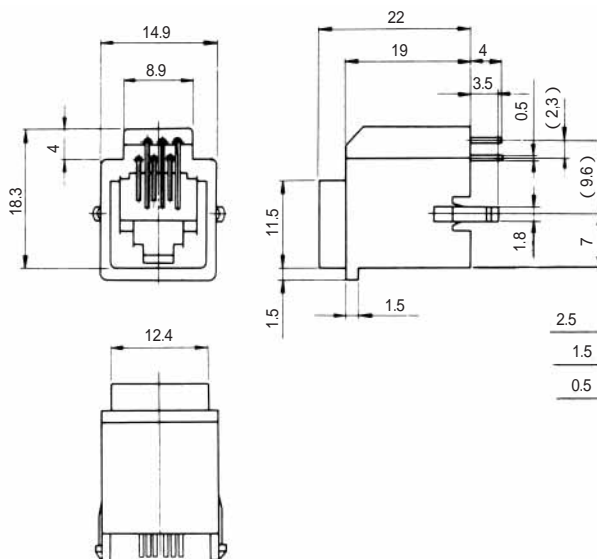

Dip Type

CL 222 TM

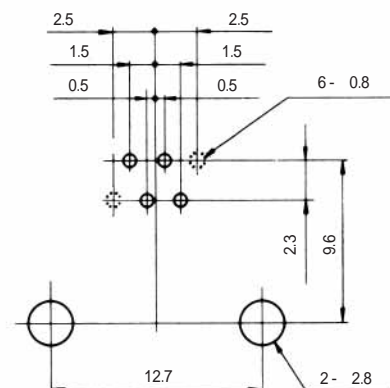
Straight Dip Type

TM3R-6-*(50)

CL No.	Part No.	RoHS
222-0114-3-50	TM3R-66(50)	YES
222-0071-2-50	TM3R-64(50)	



PCB mounting hole layout
(Connector mounting side)

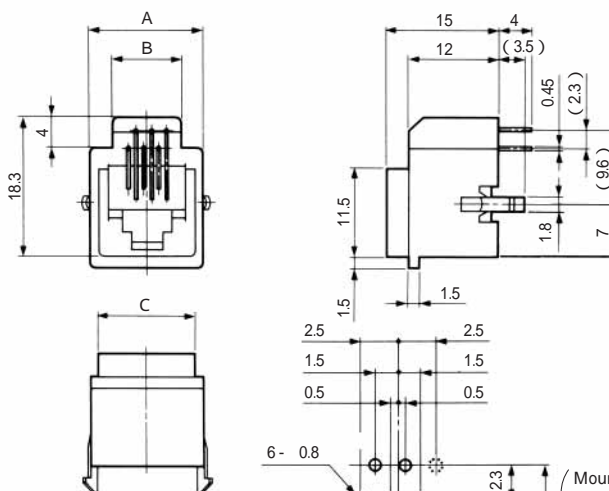



Note1: Standard finish color is vanilla white.

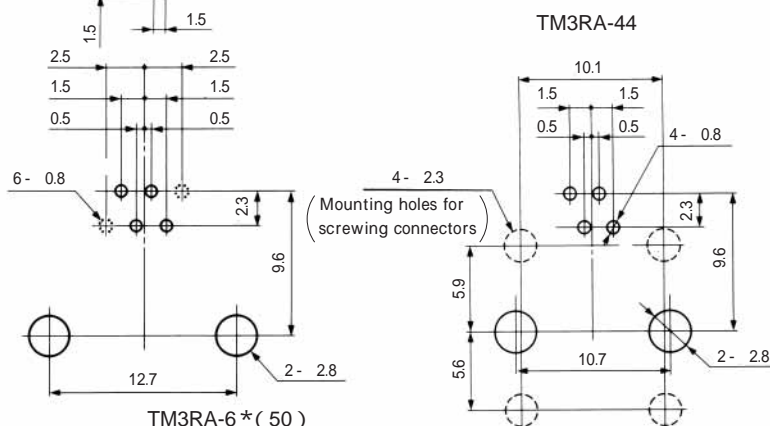
Note2: The drawing is shown sample of TM3R-66(50).

TM3RA-**(50)

CL No.	Part No.	A	B	C	RoHS
222-0521-7-50	TM3RA-44(50)	12.9	6.9	10.4	YES
222-0567-8-50	TM3RA-62(50)	14.9	8.9	12.4	
222-0584-7-50	TM3RA-64(50)	14.9	8.9	12.4	
222-0770-1-50	TM3RA-66(50)	14.9	8.9	12.4	



PCB mounting hole layout
(Connector mounting side)



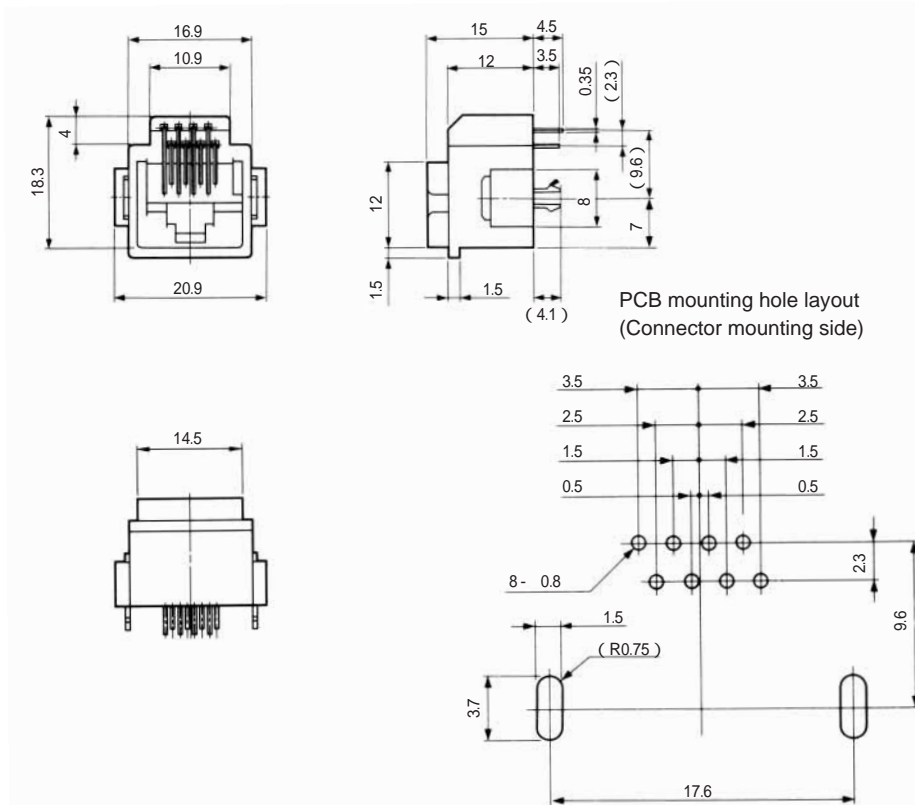

Note1: Standard finish color is vanilla white.

Note2: The drawing is shown sample of TM3RA-66(50).

MODULAR CONNECTORS

CL 222 TM

TM3RA-88(50)



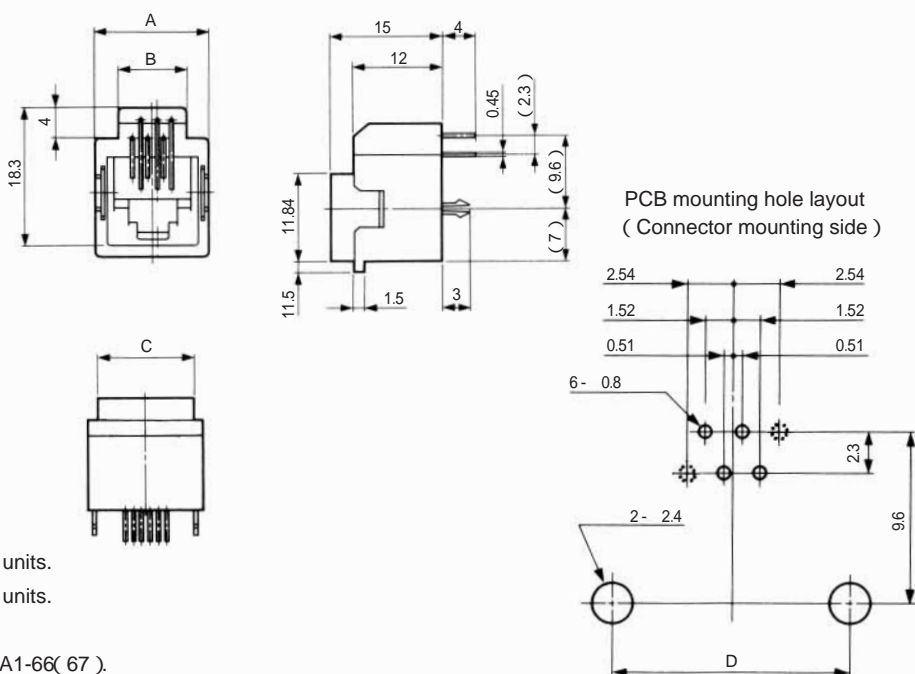
CL No.	Part No.	RoHS
222-1012-9-50	TM3RA-88(50)	YES

Note1: (50)Stick packaging... 27 units.

Note2: Standard finish color is vanilla white.

TM3RA1- * *(* *)

CL No.	Part No.	A	B	C	D	RoHS
222-1374-0-67	TM3RA1-44(67)	12.9	6.9	10.4	11	YES
222-1375-2-60	TM3RA1-62(60)	14.9	8.9	12.4	13	
222-1376-5-67	TM3RA1-64(67)	14.9	8.9	12.4	13	
222-1377-8-67	TM3RA1-66(67)	14.9	8.9	12.4	13	



Note1:(67)Stick packaging, type 44 42 units.
 type 6 * ... 36 units.

Note2: Standard finish color is black.

Note3: The drawing is shown sample of TM3RA1-66(67).

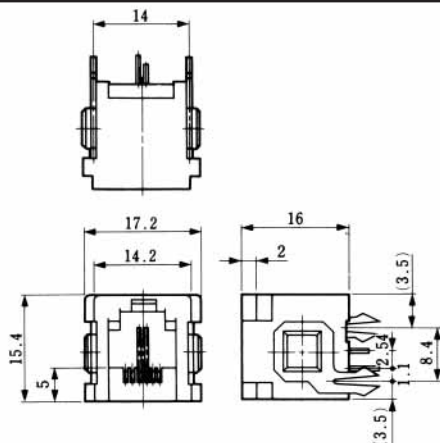

MODULAR CONNECTORS

CL 222 TM

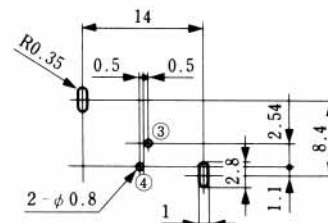
Gang-Jacks Straight Dip Type

TM2RE-06 * *(50)

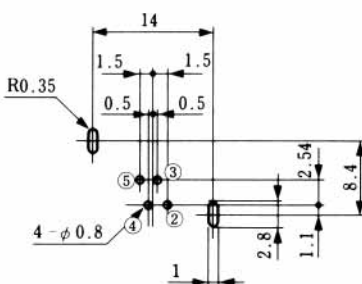
CL No.	Part No.	RoHS
222-1286-4-50	TM2RE-0602(50)	YES
222-1391-9-50	TM2RE-0604(50)	
222-1422-0-50	TM2RE-0606(50)	



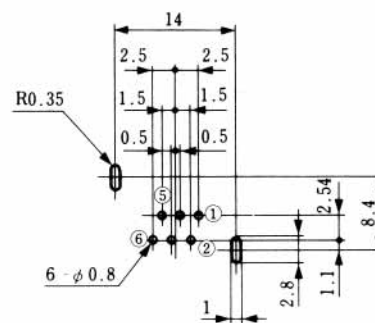
PCB mounting hole layout
(Connector mounting side)



TM2RE-0602(50)



TM2RE-0604(50)



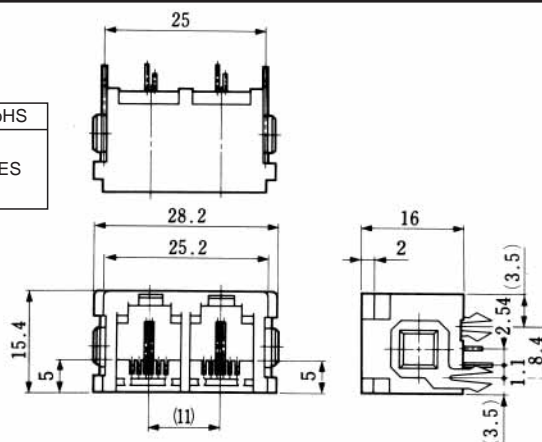

TM2RE-0606(50)

Note 1: Standard finish color is gray.

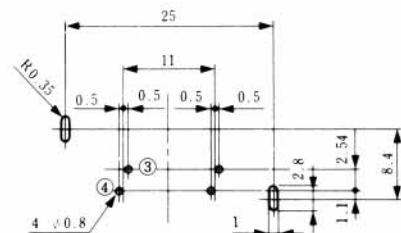
Note 2: The drawing is shown sample of TM2RE-0602(50).

TM2RE-12 * *(50)

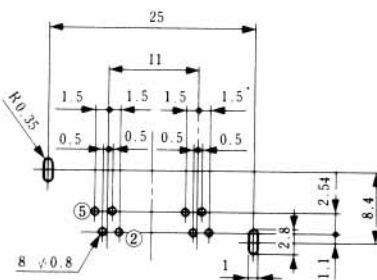
CL No.	Part No.	RoHS
222-0592-5-50	TM2RE-1204(50)	YES
222-0756-0-50	TM2RE-1208(50)	
222-0757-3-50	TM2RE-1212(50)	



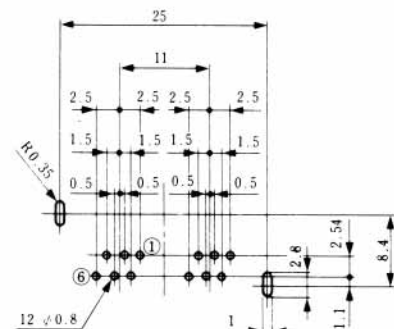
PCB mounting hole layout
(Connector mounting side)



TM2RE-1204(50)



TM2RE-1208(50)



TM2RE-1212(50)

Note 1: Standard finish color is gray.

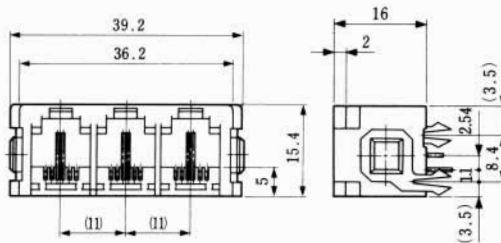
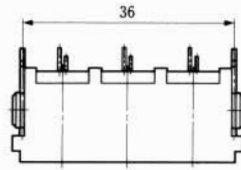

Note 2: The drawing is shown sample of TM2RE-1204(50).

MODULAR CONNECTORS

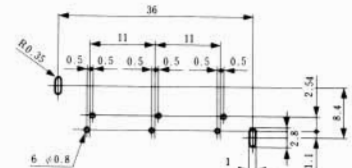
CL 222 TM

TM2RE-18 * *(50)

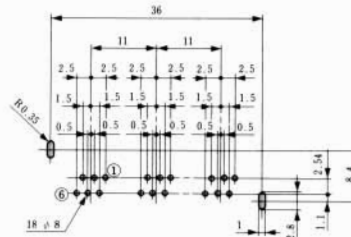
CL No.	Part No.	RoHS
222-0591-2-50	TM2RE-1806(50)	YES
222-0753-2-50	TM2RE-1812(50)	
222-0796-5-50	TM2RE-1818(50)	



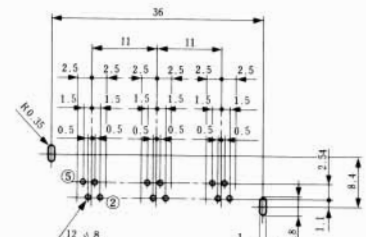
PCB mounting hole layout
(Connector mounting side)



TM2RE-1806(50)



TM2RE-1818(50)



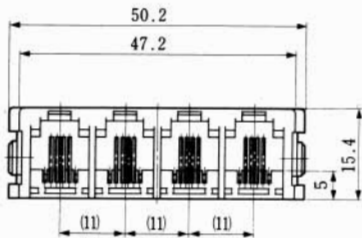
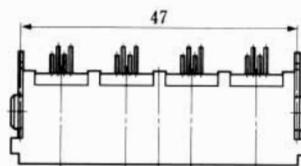

TM2RE-1812(50)

Note 1: Standard finish color is gray.

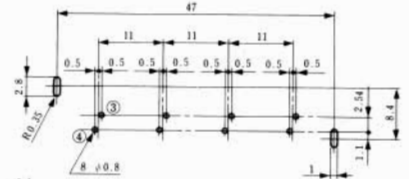
Note 2: The drawing is shown sample of TM2RE-1806(50).

TM2RE-24 * *(50)

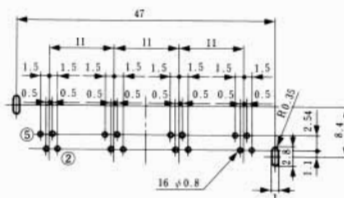
CL No.	Part No.	RoHS
222-0797-8-50	TM2RE-2408(50)	YES
222-0590-0-50	TM2RE-2416(50)	
222-0751-7-50	TM2RE-2424(50)	



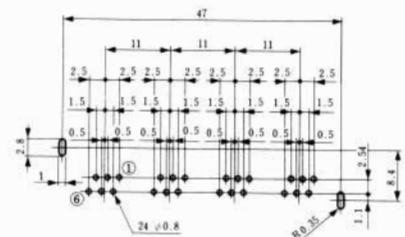
PCB mounting hole layout (Connector mounting side)



TM2RE-2408(50)



TM2RE-2416(50)



TM2RE-2424(50)

Note 1: Standard finish color is gray.

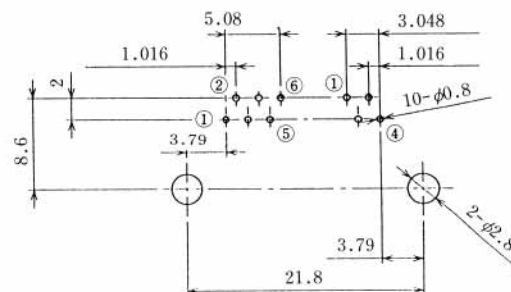
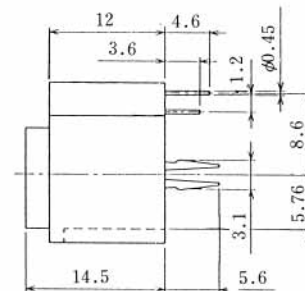
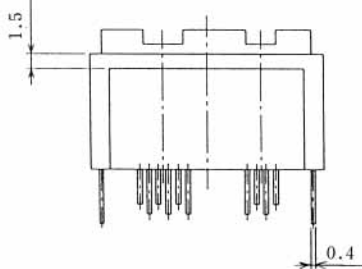
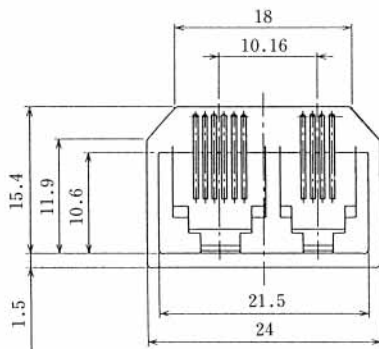

Note 2: The drawing is shown sample of TM2RE-2416(50).

MODULAR CONNECTORS

CL 222 TM

TM3RA1-1010A(50)

CL No.	Part No.	RoHS
222-2526-1-50	TM3RA1-1010A(50)	YES

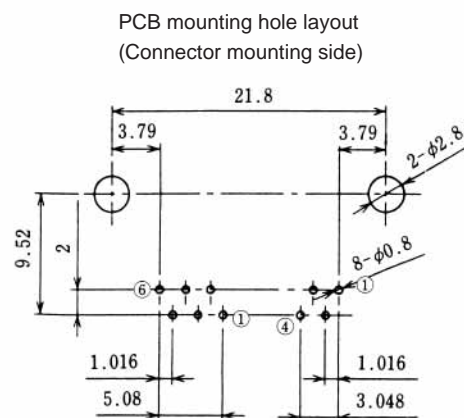
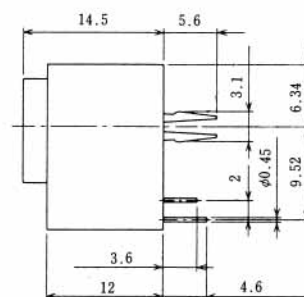
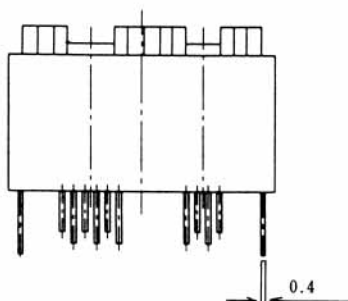
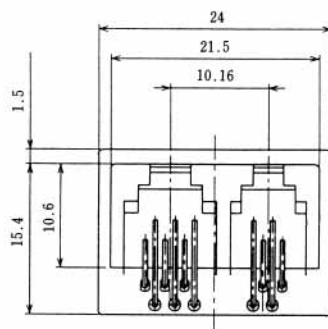



PCB mounting hole layout
(Connector mounting side)

Note : Standard finish color is black.

TM3RB1-1010(50)

CL No.	Part No.	RoHS
222-2598-2-50	TM3RB1-1010(50)	YES



PCB mounting hole layout
(Connector mounting side)

Note : Standard finish color is black.