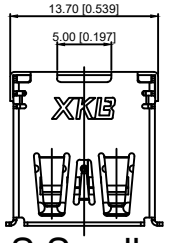

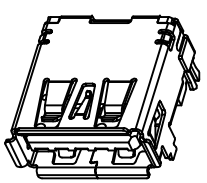

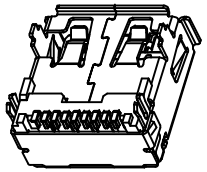

S:Scrolls

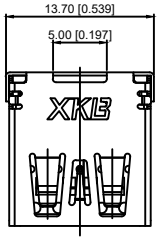

F : Flat

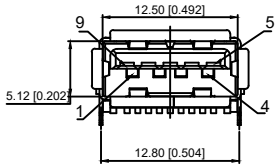

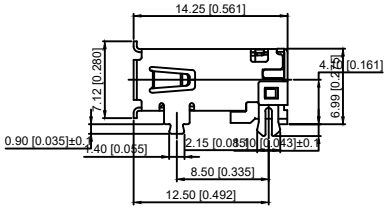

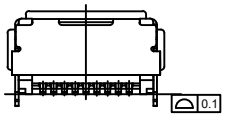

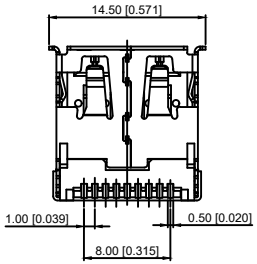

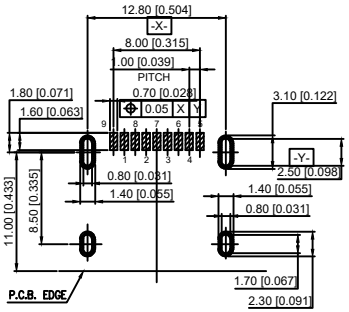

RECOMMENDED P.C.B. LAYOUT (COMPONENT SIDE)

DEFAULT TOLERANCES:±0.05;PCB THICKNESS:1.2mm

Material
Housing Material: LCP, UL94V-0, blue
Contact Terminal: Copper Alloy
Metallic Shell:SUS
Plating
Underplating: Nickel
Contact Plating: 1μ" Gold
Solder Tail: 100μ" Min. Tin
Metallic Shell: Nickel
Electrical
Voltage Rating: 100 V AC
Current Rating: 0.25A (Signal pins 2,3,5,6,7,8,9) 1.8A (Power Pins 1,4)
Contact Resistance: 30mΩ Max.
Insulation resistance: 1000MΩ Min.
Dielectric withstanding voltage: 100V AC/Minute
Mechanical
Durability: 1500 cycles
Mating Force: 35N (3.57Kgf) Max
Unmating Force: 10N (1.02Kgf) Min. initial, 8N min after test
Environmental and Processing
Operating Temperature: -40°C to +85°C

U231-09XN-4BLFA00-XS

- 1:Au 1U" / 5:Au 15U" / 6:Au 30U"
- T:TIN / N:NICKEL
- B:BLACK W:WHITE BL:BLUE
- 1:PBT / 2:PA6T / 3:PA9T / 4:LCP
- S:SUS
- S:Scrolls F:Flat

MARK	DESCRIPTION	DATE	REVISED	APPROVED
ΔX				
ΔX				
ΔX				

REVISIONS

ANGLAR	±5°
L≤4	±0.2
4<L≤16	±0.3
16<L≤63	±0.4
L>63	±0.5

UNSPECIFIED TOLERANCES

www.xk-dg.cn www.helloxkb.com www.helloxkb.cn

DSND		DATE		SCALE: N/A	MODEL TYPE: USB 3.0
DWN		DATE		VIEW:	PART NO.:
CHKD		DATE		UNIT: mm/in	DWG NO.: U231-09XN-4BLFA00-XS
APPD		DATE		SIZE: A4	

XKB INDUSTRIAL PRECISION CO.,LIMITED

WEIGHT	SHEET	REVISION
1.0g	1/1	A0