

■ Features

- High current Type.
- Ferrite bobbin core and compact size.
- Low core loss for high frequency power application.
- Large terminal surface for good PCB bonding.
- Operating temperature:-40℃ ~ +125℃.

■ Applications

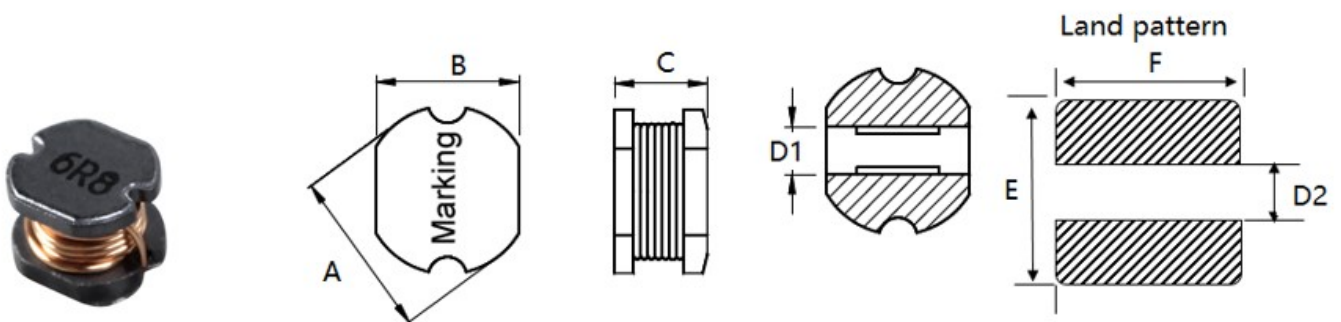
- Portable communication equipment.
- Notebook PC,digital camera,LCD television set.
- Power supply for VTR,OA equipment.
- DC/DC converters.

■ Product Identification



- (1) : Type
- (2) : Dimensions
- (3) : Inductance value
- (4): Inductance Tolerance: N=±30%,M=±20%, L=±15%, K=±10%

■ Shapes and Dimensions (Unit: mm)



TYPE	A	B	C	D1 Ref.	D2 Ref.	E Ref.	F Ref.
YP0504	5.8±0.3	5.2±0.3	4.5±0.3	1.5	1.7	6.0	5.5

■ YP0504 Series

Part Number	Inductance (μ H)	L Test Frequency (KHz)	Max.DC Resistance (Ω)	Max.Rated Current (A)
YP0504-1R0□	1.00	100	0.015	5.90
YP0504-1R2□	1.20	100	0.020	5.20
YP0504-1R5□	1.50	100	0.025	4.70
YP0504-1R8□	1.80	100	0.030	4.00
YP0504-2R2□	2.20	100	0.035	3.80
YP0504-2R7□	2.70	100	0.040	3.40
YP0504-3R3□	3.30	100	0.045	3.30
YP0504-3R9□	3.90	100	0.050	2.90
YP0504-4R7□	4.70	100	0.060	2.80
YP0504-5R6□	5.60	100	0.070	2.40
YP0504-6R8□	6.80	100	0.080	2.10
YP0504-8R2□	8.20	100	0.090	2.00
YP0504-100□	10.0	100	0.100	1.44
YP0504-120□	12.0	100	0.120	1.40
YP0504-150□	15.0	100	0.140	1.30
YP0504-180□	18.0	100	0.150	1.23
YP0504-220□	22.0	100	0.180	1.11
YP0504-270□	27.0	100	0.200	0.97
YP0504-330□	33.0	100	0.230	0.88
YP0504-390□	39.0	100	0.320	0.80
YP0504-470□	47.0	100	0.370	0.72
YP0504-560□	56.0	100	0.420	0.68
YP0504-680□	68.0	100	0.460	0.61

■ YP0504 Series

Part Number	Inductance (uH)	L Test Frequency (KHz)	Max.DC Resistance (Ω)	Max.Rated Current (A)
YP0504-820□	82.0	100	0.600	0.58
YP0504-101□	100	100	0.700	0.52
YP0504-121□	120	100	0.930	0.48
YP0504-151□	150	100	1.100	0.40
YP0504-181□	180	100	1.380	0.38
YP0504-221□	220	100	1.570	0.35
YP0504-271□	270	100	1.650	0.32
YP0504-331□	330	100	1.700	0.28
YP0504-391□	390	100	1.800	0.26
YP0504-471□	470	100	2.300	0.23
YP0504-561□	560	100	2.500	0.20
YP0504-681□	680	100	3.000	0.19
YP0504-821□	820	100	4.500	0.16
YP0504-102□	1000	100	4.800	0.14

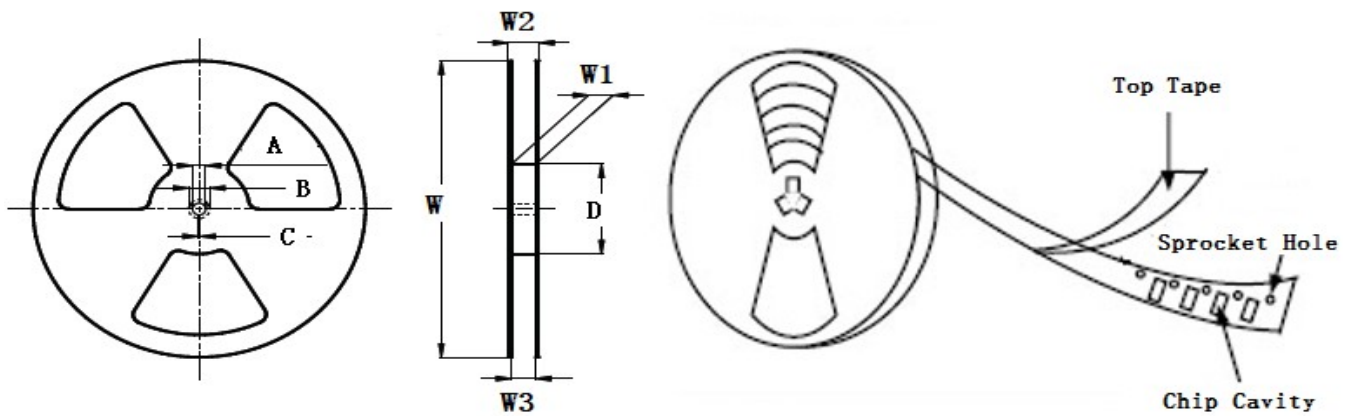
- ※ The saturation current value is the DC current value having inductance decrease down to 30%.(at 20°C)
- ※ The temperature rise current value is the DC current value having temperature increase up to 40°C. (at 20°C)
- ※ The rated current is the DC current value that satisfies both of current value saturation current value and temperature rise current value.

■ Taping Dimensions(Unit:mm)



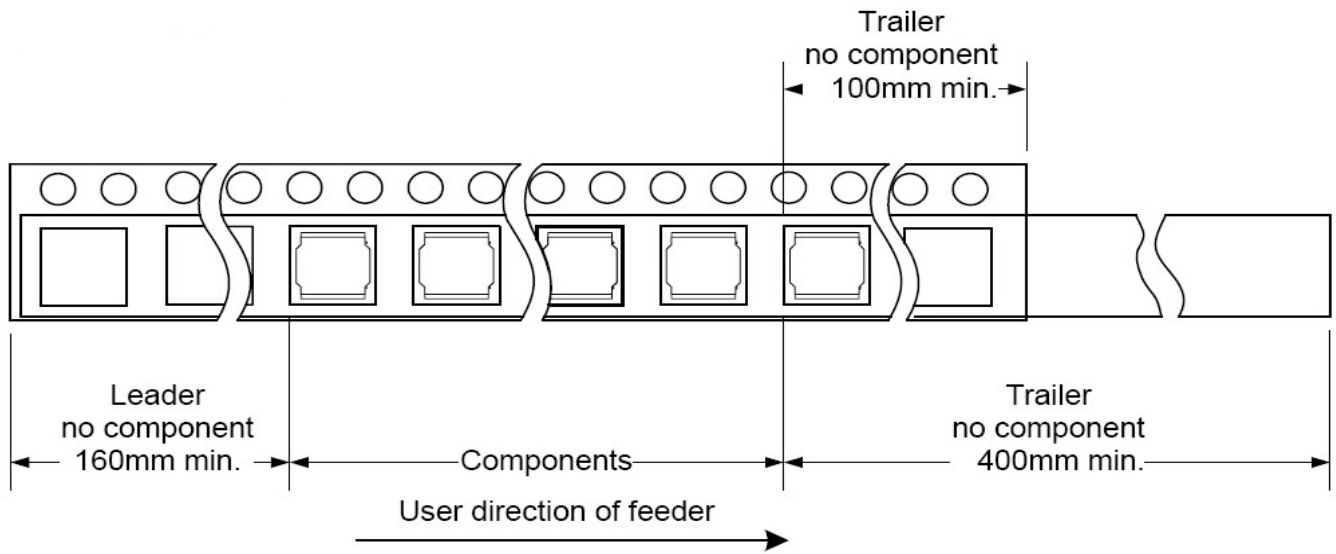
TYPE	W	A	B	C	D	E	P	K Ref	T	MPQ
YP0504	12±0.3	5.20±0.1	6.40±0.1	4.75	5.5±0.1	4.55±0.1	8.0±0.1	4.75	0.40±0.05	1500

■ Reel Dimensions(Unit:mm)



TYPE	W	W1	W2	W3	A	B	C	D
YP0504	330±2.0	12.8±1.50	18.4MAX	11.9 Min	13.0±0.50	21.0±0.80	2.0±0.50	100 Min

Direction of rolling



Cover tape peel off condition



Cover tape peel force shall be 0.1N to 1.3N.

Reference peel speed 300 ± 10 mm/min.