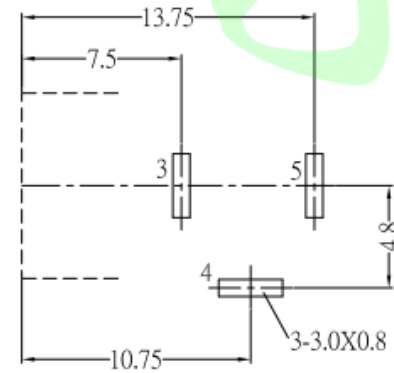

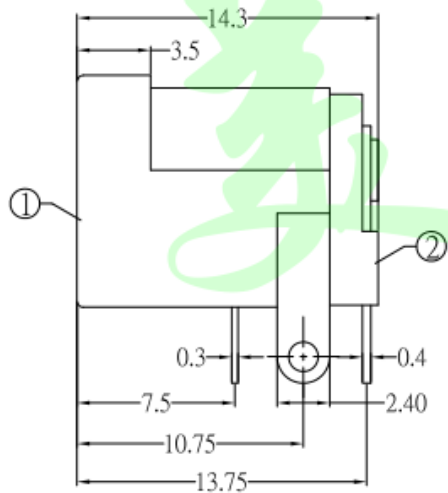


SPECIFICATION

1. Rating : DC 16V , 0.5A
2. Contact resistance : $\leq 30m\Omega$
3. Insulation resistance : $\geq 100M\Omega$
4. Withstand voltage : 500VAC
5. Insertion and extraction force : 3-20N
6. life test : 5,000 cycles



P.C.B LAYOUT MOUNTING PATTERN
(TOP VIEW)



MODEL NO.	DC-005-TX
SCHEMATIC	
CENTER PIN	$\phi 2.0$ mm
	$\phi 2.5$ mm

NO.	DESCRIPTION	QTY	MATERIAL	REMARK
6	PIN	1	Brass	Ni-Plating
5	FLAT FOOT	1	Brass	Sn-Plating
4	CURVE PIECE	1	Brass	Sn-Plating
3	SPRING PIECE	1	Phosphor Bronze	Sn-Plating
2	COVER	1	PBT	
1	HOUSING	1	PBT	

>0.5~2	± 0.05	± 0.10	± 0.15
>2~5	± 0.15	± 0.20	± 0.25
>5~10	± 0.25	± 0.28	± 0.30
角度 ANGLE	$\pm 0.5^\circ$		
未注尺寸公差 (mm)			

第一视角 	设计 Jack Jin	图面 单位 MM	东莞市美韩电子科技有限公司 Dongguan Usakro Electronic Technology Co., Ltd.		
	审核 Jacky Zhong	比例 重量	1:1	DWG NO.	型号: DC-005-2.0
	批准 Tony Meng	页码 版次	1/1 A/0	1 of 1	PART NO.
					规格: 11*9*14.3/2.0针
					SIZE A4 VER R