



ZPT054B



5mm Infrared LED

Descriptions

The ZPT054B is a high speed and high sensitive NPN silicon phototransistor molded in a standard $\phi 5$ mm package. Due to its black epoxy the device is sensitive to visible and near infrared radiation.

Features

- Fast response time
- High photo sensitivity
- Pb.Free
- This product itself will remain within RoHS compliant version.

Applications

- Infrared applied system
- Optoelectronic switch
- Copiers
- Scanners
- Amusement machines



Absolute Maximum Ratings

Parameter (Ta=25°C)	Symbol	Ratings	Unit
Power Dissipation at(or below) 25 Free Air Temperature	Pd	75	mW
Collector-Emitter Voltage	V _{CEO}	30	V
Emitter-Collector-Voltage	V _{ECO}	5	V
Operating Temperature	T _{opr}	-40~+85	°C
Storage Temperature	T _{stg}	-40~+100	°C
Lead Soldering Temperature (2mm form body for 5 seconds)	T _{sol}	260	°C

Electro-Optical Characteristics

Parameter (Ta=25°C)	Symbol	Condition	Min.	Typ.	Max.	Units
Collector – Emitter Breakdown Voltage	BV _{CEO}	I _C =100μA E _e =0mW/cm ²	30	--	--	V
Emitter-Collector Breakdown Voltage	BV _{ECO}	I _C =100μA E _e =0mW/cm ²	5	--	--	V
Collector-Emitter Saturation Voltage	V _{CE(sat)}	I _C =100μA E _e =0mW/cm ²	--	--	0.4	V
Rise Time	t _r	V _{CE} =5V I _C =1mA R _L =1000Ω	--	15	--	μS
Fall Time	t _f	V _{CE} =5V I _C =1mA R _L =1000Ω	--	15	--	μS
Collector Dark Current	I _{CEO}	E _e =0mW/cm ² V _{CE} =20V	--	--	100	nA
On State Collector Current	I _{c(ON)}	E _e =0.555mW/cm ² V _{CE} =5V	0.7	--	--	mA
Rang Of Spectral Bandwidth	λ _{0.5}	--	760	--	1100	nm
Wavelength of Peak Sensitivity	λ _p	--	--	940	--	nm



Rank

Parameter	Symbol	Condition	Min.	Max.	Unit
G	$I_{c(ON)}$	$E_e=1\text{mW}/\text{cm}^2, V_{CE}=5\text{V}$	0.70	1.90	mA
H	$I_{c(ON)}$	$E_e=1\text{mW}/\text{cm}^2, V_{CE}=5\text{V}$	1.14	2.60	mA
J	$I_{c(ON)}$	$E_e=1\text{mW}/\text{cm}^2, V_{CE}=5\text{V}$	1.77	3.61	mA
K	$I_{c(ON)}$	$E_e=1\text{mW}/\text{cm}^2, V_{CE}=5\text{V}$	2.67	5.07	mA
L	$I_{c(ON)}$	$E_e=1\text{mW}/\text{cm}^2, V_{CE}=5\text{V}$	4.18	7.07	mA

Note:

*Measurement Uncertainty of Forward Voltage: $\pm 0.1\text{V}$

*Measurement Uncertainty of Photographic Intensity: $\pm 10\%$

*Measurement Uncertainty of Dominant Wavelength $\pm 1.0\text{nm}$



Typical Electrical/Optical/Characteristics Curves

Fig.1 Collector Power Dissipation vs.

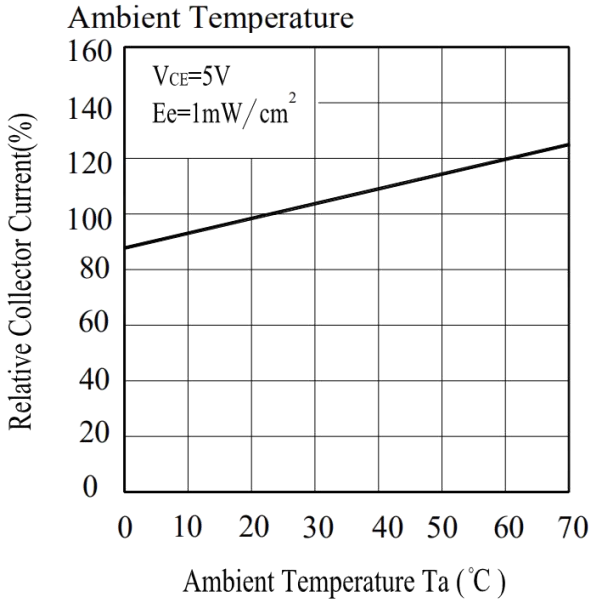


Fig.2 Spectral Sensitivity

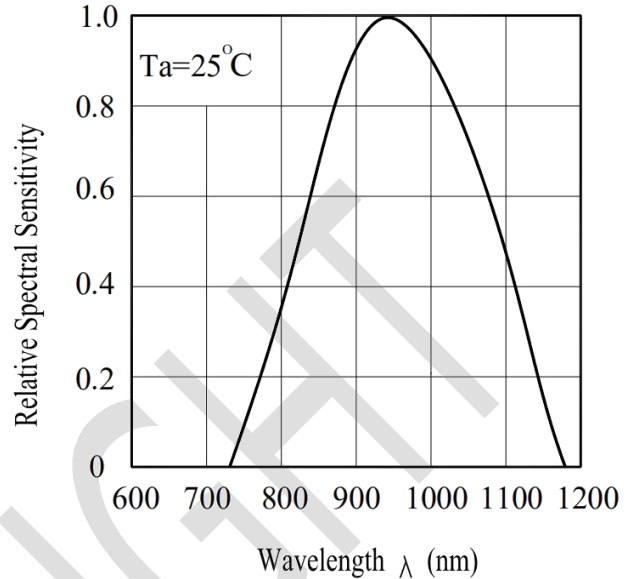


Fig.3 Relative Collector Current vs. Ambient Temperature

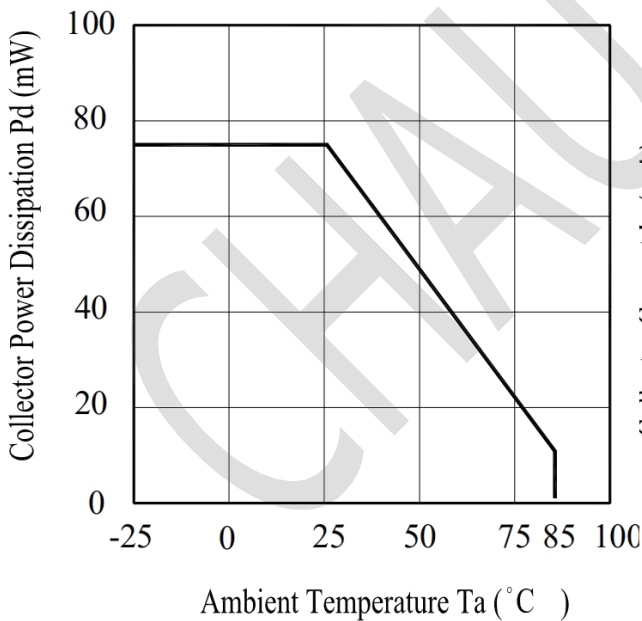


Fig.4 Collector Current vs. Irradiance

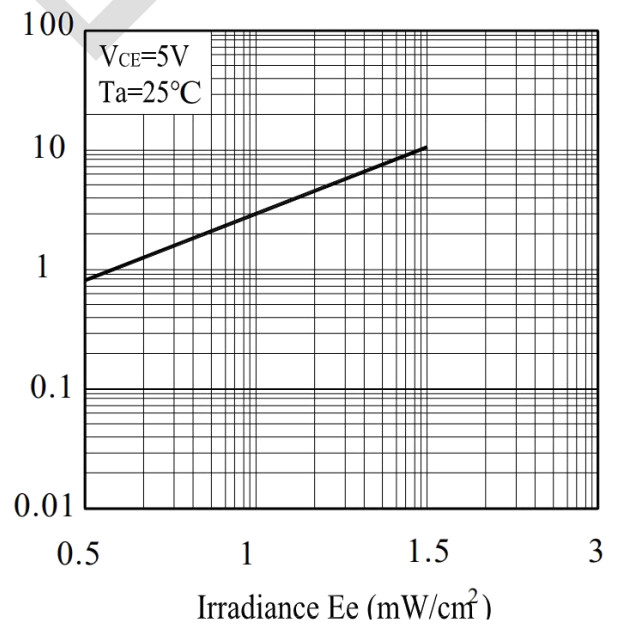




Fig.5 Collector Dark Current vs. Ambient Temperature

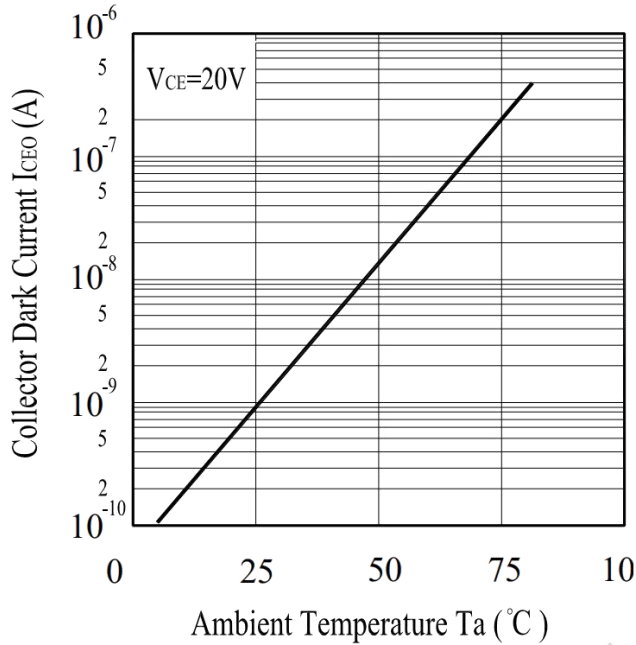
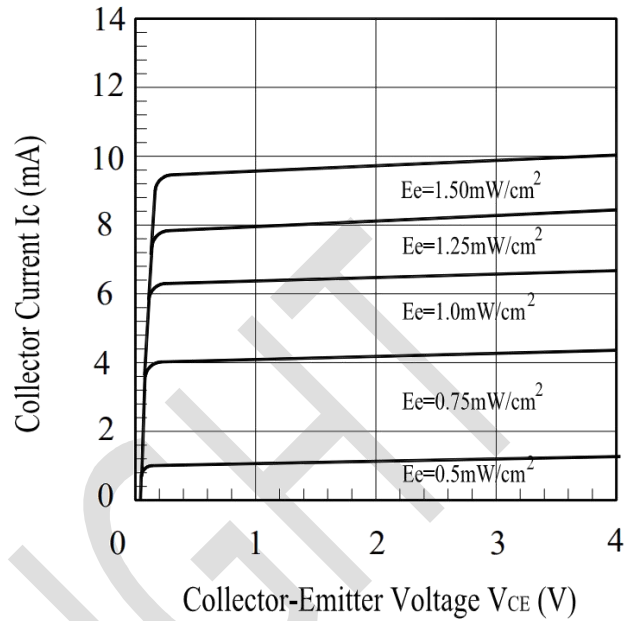


Fig.6 Collector Current vs. Collector-Emitter Voltage





Packing Quantity Specification

1. 500PCS/1Bag, 5Bags/1Box
2. 10Boxes/1Carton

Notes

1. Above specification may be changed without notice. CHAU LIGHT will reserve authority on material change for above specification.
2. When using this product, please observe the absolute maximum ratings and the instruction for using outlined in these specification sheets. CHAU LIGHT assumes no responsibility for any damage resulting from use of the product which does not comply with the absolute maximum ratings and the instructions included in these specification sheets.
3. These specification sheets include materials protected under copyright of CHAU LIGHT corporation. Please don't reproduce or cause anyone to reproduce them without CHAU LIGHT's consent.

CHAU LIGHT