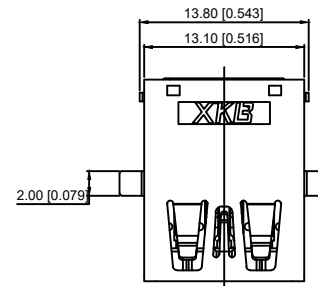
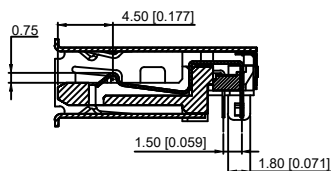
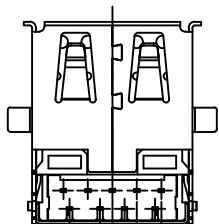
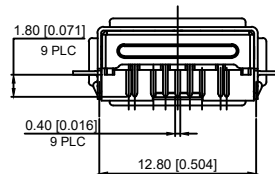
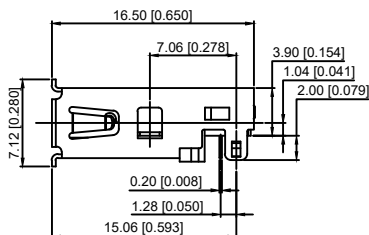
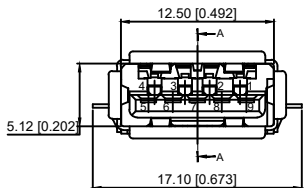


ITEM	DESCRIPTION	PART NO.	QTY
6	FRONT SHELL	03-X001-435	1
5	REAR SHELL	03-X001-436	1
4	3.0 TERMINAL	02-0XXX-521	5
3	2.0 TERMINAL	02-1XXX-522	4
2	SPACER	1-XX01-T006	1
1	HOUSING	1-XX01-T002	1

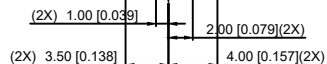


F: Flat

S: Scrolls



SECTION A-A



Material

Housing Material: PA9T, UL94V-0, blue

Contact Terminal: Copper Alloy

Metallic Shell: SUS

Plating

Underplating: Nickel

Contact Plating: 1μ" Gold

Solder Tail: 100μ" Min. Tin

Metallic Shell: Nickel

Electrical

Voltage Rating: 100 V AC

Current Rating: 0.25A (Signal pins 2,3,5,6,7,8,9) 1.8A (Power Pins 1,4)

Contact Resistance: 30mΩ Max.

Insulation resistance: 1000MΩ Min.

Dielectric withstanding voltage: 100V AC/Minute

Mechanical

Durability: 1500 cycles

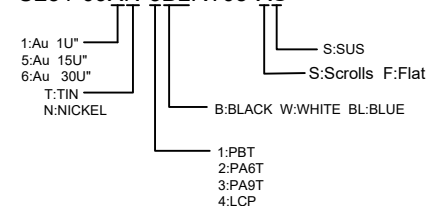
Mating Force: 35N (3.57Kgf) Max

Unmating Force: 10N (1.02Kgf) Min. initial, 8N min after test

Environmental and Processing

Operating Temperature: -40°C to +85°C

U231-09XN-3BLRT05-XS



					ANGLAR	±5°	DSND	DATE	SCALE: N/A	MODEL TYPE:		
ΔX					L ≤ 4	±0.2	DWN	DATE	VIEW:	USB 3.0		
ΔX					4 < L ≤ 16	±0.3	CHKD	DATE	UNIT: mm/in	PART NO.:		
ΔX					16 < L ≤ 63	±0.4	APPD	DATE	SIZE: A4	DWG NO.:		
MARK	DESCRIPTION	DATE	REVISED	APPROVED	L > 63	±0.5				U231-09XN-3BLRT05-XS		
REVISIONS					UNSPECIFIED TOLERANCES		XKB INDUSTRIAL PRECISION CO., LIMITED			WEIGHT	SHEET	REVISION
www.xk-dg.cn www.helloxkb.com www.helloxkb.cn										1.0g	1/1	A0