


JH1310/P **JH1310/S**

电缆插头
Cable connector
与 JH1311, JH1312 相配
Mate with JH1311, JH1312

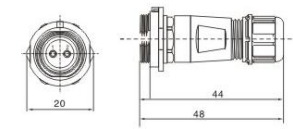


电缆外径 Cable outer diameter: 1.4-6.5mm (不标), 1.5-8mm
芯数 Number of contact: 2, 3, 4, 5, 6, 7, 9




JH1311/P **JH1311/S**

电缆对接插座
In-line cable connector
与 KF1310 相配
Mate with JH1310

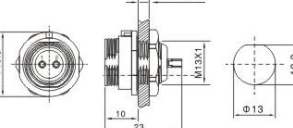


芯数 Number of contact: 2, 3, 4, 5, 6, 7, 9




JH1312/P **JH1312/S**

后螺母插座
Rear mount
与 KF1310 相配
Mate with JH310



芯数 Number of contact: 2, 3, 4, 5, 6, 7, 9



JH-13大电缆罩


JH 3 电缆罩 $\Phi 5-8\text{mm}$

芯数排列及技术特性表 Contact arrangement and spec

芯数 Number of contact	2	3	4	5	6	7	9
插针绝缘体正面图 Male contact face view							
额定电流A Rated current(A)	13A	13A	5A	5A	5A	5A	3A
接触件直径 Contact diameter	$\Phi 1.6 \times 2$	$\Phi 1.6 \times 3$	$\Phi 1 \times 4$	$\Phi 1 \times 5$	$\Phi 1 \times 6$	$\Phi 1 \times 7$	$\Phi 0.7 \times 9$
工作电压(AC.V) Rated voltage(AC.V)	250V	250V	200V	180V	125V	125V	125V
耐压(AC.V)1min Test voltage(AC.V)1min	1500V	1500V	1500V	1000V	1000V	1000V	1000V



★ 接触件可以是插针或插孔
Each side can be male or female contact



材料和技术参数 Material and spec

接插方式 Couoting	螺纹锁紧 Threaded coupling
外壳材料 Shell material	热塑塑料 PA66 阻燃等级 V-0 Nylon66, fire resistance: V-0
绝缘体 Insert material	热塑塑料 PPS 耐高温 260℃ PPS max temperature 260℃
接触件材料 Contact material	铜镀金 Brass with gold plating
接线方式 Termination	KF13: 焊接, KF17: 焊接, KF21: 焊接/压接 KF13:solder, KF17:solder, KF21:solder/screw
电缆直径 Cable outer diameter range	KF13 I: 4-6.5mm (不标) KF13 II: 5-8mm KF17: 7-10mm (不标) KF21 I: 4.5-7mm KF21 II: 7-12mm (不标)
防护等级 IP rating	IP68 Solder/screw
接插次数 Mating cycle	> 500次 >500
温度范围 Temperature range	-25℃~+85℃
绝缘电阻M Ω Insulation resistance M Ω	2000

JH2110/P **JH2110/S**

电缆插头
Cable connector
与JH2111, JH2112, JH2113相配
Mate with JH2111, JH2112, JH2113

电缆外径 Cable outer diameter
I: 4.5-7mm, II: 7-12mm(不标)
芯数 Number of contact: 2, 3, 4, 5, 7, 9, 12

JH 710/P **JH1710/S**

电缆插头
Cable connector
与JH1711, JH1712相配
Mate with JH1711, JH1712

芯数 Number of contact: 2, 3, 4, 5, 7, 9

JH2111/P **JH2111/S**

电缆对接插座
In-line cable connector
与KF2110相配
Mate with JH2110

JH1711/P **JH1711/S**

电缆对接插座
In-line cable connector
与JH1710相配
Mate with JH1710

JH2112/P **JH2112/S**

后螺母插座
Rear mount
与JH2110相配
Mate with JH2110

芯数 Number of contact: 2, 3, 4, 5, 7, 9

JH1712/P **JH1712/S**

后螺母插座
Rear mount
与JH1710相配
Mate with JH1710

与JH1710相配

JH2113/P **JH2113/S**

2孔法兰插座
2-hole flange
与KF2110相配
Mate with JH2110

JH1713/P **JH1713/S**

2孔法兰插座
2-hole flange
与JH1710相配
Mate with JH2110

芯数排列及技术特性表
Contact arrangement and spec

芯数 Number of contact	2	3	4	5	5B	5C	7	9	12
插针绝缘体正面图 Male contact face view									
额定电流(A) Rated current(A)	30A	30A	30A	30A	5A, 30A	15A	15A	5A	5A
接触件直径 Contact diameter	Φ3×2	Φ3×3	Φ3×4	Φ3×5	Φ1×3 Φ3×2	Φ2×5	Φ2×7	Φ1×9	Φ1×12
接线方式 Termination	焊接/压接 solder/screw	焊接/压接 solder/screw	焊接/压接 solder/screw	焊接/压接 solder/screw	焊接/压接 solder/screw	焊接 solder	焊接 solder	焊接 solder	焊接 solder
工作电压(AC.V) Rated voltage(AC.V)	500V	500V	500V	500V	500V	500V	500V	500V	400V
耐压(AC.V)1min Test voltage(AC.V)1min	1500V	1500V	1500V	1500V	1500V	1500V	1500V	1500V	1200V
接触电阻mΩ Contact resistance mΩ	1	1	1	1	5, 1	2.5	2.5	5	5
线规mm ² /AWG Wire size mm ² /AWG	≤4.17/11	≤4.17/11	≤4.17/11	≤4.17/11	≤0.785/18 ≤4.17/11	≤2/14	≤2/14	≤0.785/18	≤0.785/18

芯数排列及技术特性表
Contact arrangement and spec

芯数 Number of contact	2	3	4	5	7	9
插针绝缘体正面图 Male contact face view						
额定电流5A-10A Rated current(A)	10A	10A	5A	5A	5A	5A
接触件直径 Contact diameter	Φ1.5×2	Φ1.5×3	Φ1×4	Φ1×5	Φ1×7	Φ1×9
工作电压(AC.V) Rated voltage(AC.V)	500V	500V	500V	500V	400V	400V
耐压(AC.V)1min Test voltage(AC.V)1min	1500V	1500V	1500V	1500V	1200V	1200V