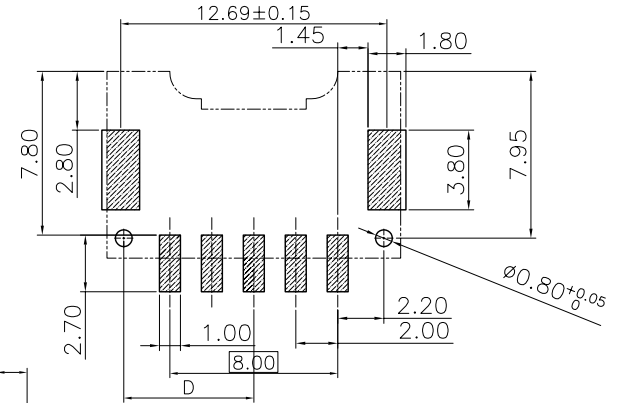
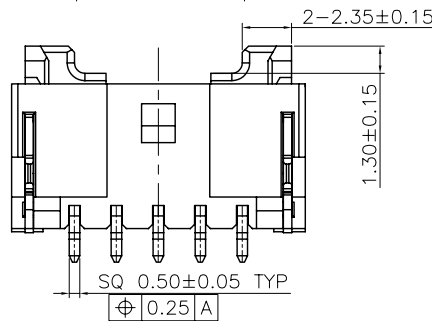
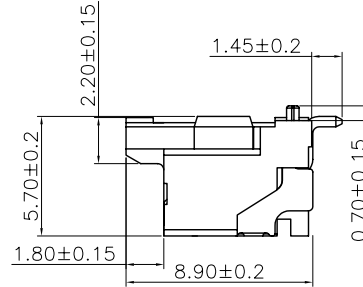
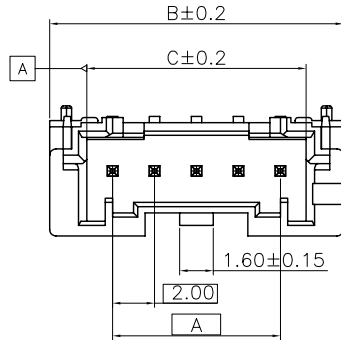
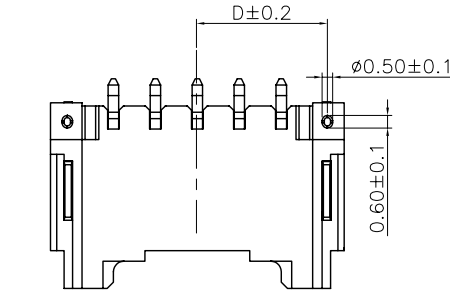
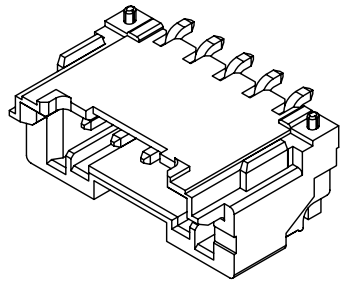


REV.	DATE	ECN NO.	MODIFICATION	APPROVER
AO	2017.12.12	/	新增料	JASON



PCB LAYOUT

规格:

Specifications:

- 额定电流: 3A AC/DC (使用AWG#22时)  
Current rating: 3A AC/DC (AWG#22)
- 额定电压: 250V AC/DC  
Voltage rating: 250V AV/DC
- 使用温度范围: -25°C~+85°C (含通电时温度上升)  
Temperature range: -25°C~+85°C (including temperature rise in applying electrical current)
- 接触电阻: 初期 / 10 mΩ 以下  
环境试验后 / 20 mΩ 以下  
Contact resistance: Initial value/10mΩ max  
After environmental tests/20 mΩ max
- 绝缘电阻: 初期/1000MΩ 以上  
Insulation resistance: 1000 MΩ min
- 耐电压: AC 800V/1分钟  
Withstanding voltage: 800VAC/minute
- 适用电线范围: AWG#28~#22  
Applicable wire: AWG#28 to #22
- 适合的印刷电路板厚度: 1.6mm  
Applicable PC board thickness: 1.6mm
- 主体材料: NYLON, UL94-V0, 天然色  
Housing material: NYLON, UL94-V0, natural
- 端子材料: 黄铜, 镀锡  
Terminal material: brass, plating Tin

极数	尺寸				ATOM料号
	A	B	C	D	
2	2.00	8.00	4.45	3.2	WF200**-01***
3	4.00	10.00	6.45	4.2	WF200**-01***
4	6.00	12.00	8.45	5.2	WF200**-01***
5	8.00	14.00	10.45	6.2	WF20005-01204
6	10.00	16.00	12.45	7.2	WF200**-01***
7	12.00	18.00	14.45	8.2	WF200**-01***
8	14.00	20.00	16.45	9.2	WF200**-01***
9	16.00	22.00	18.45	10.2	WF200**-01***
10	18.00	24.00	20.45	11.2	WF200**-01***
11	20.00	26.00	22.45	12.2	WF200**-01***
12	22.00	28.00	24.45	13.2	WF200**-01***
13	24.00	30.00	26.45	14.2	WF200**-01***
15	28.00	34.00	30.45	16.2	WF200**-01***

GENERAL TOLERANCE				UNITS mm		NAME (INTENDED USE)		深圳市爱特姆科技有限公司 SHENZHEN ATOM TECHNOLOGY CO., LTD.		
SELECT	✓			MAT'L		WAFER 2.0 PITCH SMT				
TOL. ON:	1	2	3	FINISH		PART NO. (INTENDED USE)		TITLE: WAFER 2.0MM XP SMT 卧贴 带扣带定位 柱 卷装		
X.XXX	±0.15	±0.05	±0.15			WF200**-01***		DWG NO.: ATOM-A03661		
X.XX	±0.25	±0.13	±0.25			CHKD:		SCALE SHEET REV.		
X.X	±0.30	±0.25	±0.50			DR: TOM		1:1 1/1 AO		
X.	±0.38	±0.38	±1.00	Q'TY						
ANGLE	±5°									