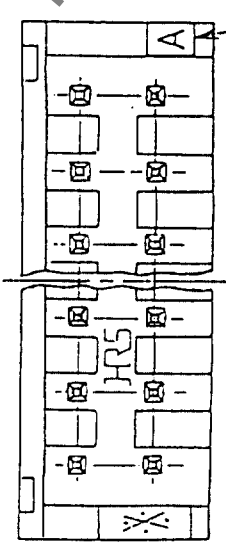
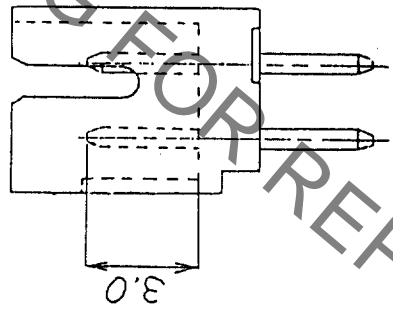
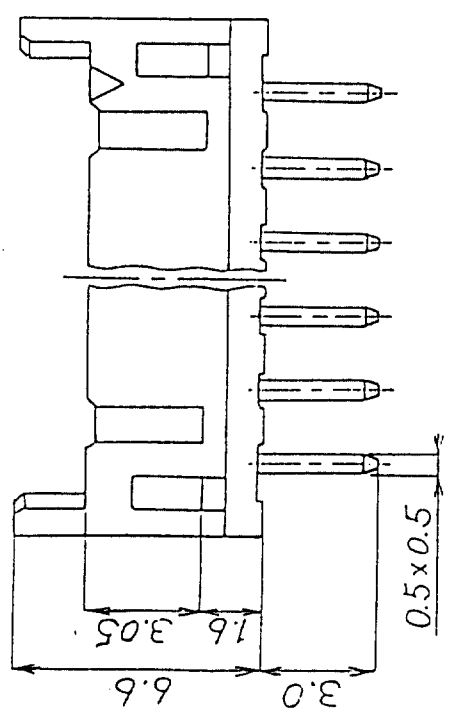


Contact No. 1



Mold CAV No.

No. of Pin	Part. No.	A	B
4	DF11-4DP-2DSA(01)	6.0	2.0
6	DF11-6DP-2DSA(01)	8.0	4.0
8	DF11-8DP-2DSA(01)	10.0	6.0
10	DF11-10DP-2DSA(01)	12.0	8.0
12	DF11-12DP-2DSA(01)	14.0	10.0
14	DF11-14DP-2DSA(01)	16.0	12.0
16	DF11-16DP-2DSA(01)	18.0	14.0
18	DF11-18DP-2DSA(01)	20.0	16.0
20	DF11-20DP-2DSA(01)	22.0	18.0
22	DF11-22DP-2DSA(01)	24.0	20.0
24	DF11-24DP-2DSA(01)	26.0	22.0
26	DF11-26DP-2DSA(01)	28.0	24.0
28	DF11-28DP-2DSA(01)	30.0	26.0
30	DF11-30DP-2DSA(01)	32.0	28.0
32	DF11-32DP-2DSA(01)	34.0	30.0

Notes: The minimum ordering quantity for header is one package(containing 100 pieces).
 2: Insulator : Nylon resin ,Black
 Contact Material: Brass
 Contact Plating : 0.2 μm gold plating

REVISIONS	BY	CHKD	DATE	REVISIONS	BY	CHKD	DATE
Δ							
Δ							
Δ							

No.	MATERIAL	FINISH, REMARKS	No.	MATERIAL	FINISH, REMARKS
APPROVED	14 Yamazaki	20.8.29	GENERAL DIMENSION TOLERANCE	HRG	HIROSE ELECTRIC CO., LTD.
REVIEWED			6 of less ±0.3		ISSUED BY
CHECKED			over 6 to 18 ±0.5		
DESIGNED	J.Om A	90.8.29	over 18 to 50 ±0.7		
DRAWN	J.Om A	90.8.29	over 50 to 125 ±1		
DRAWING No.	EDC3-162393-01		over 125 to 250 ±1.3		
			ANGULAR		
			UNITS	SCALE	CODE NO.
			mm	5:1	DF11- X DP-2DSA(01)