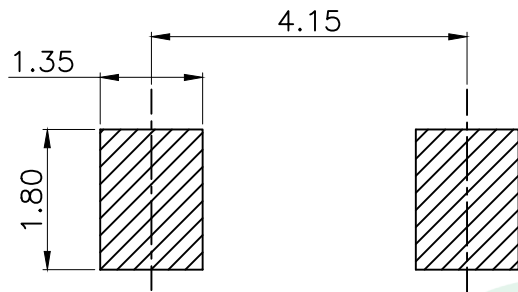
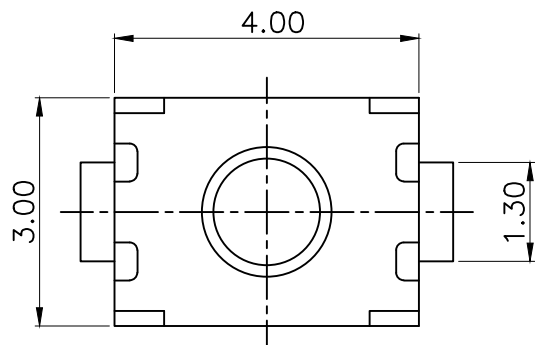
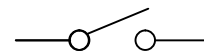


RoHS



PCB Layout(Pattern side)

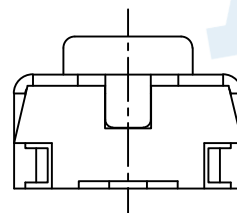
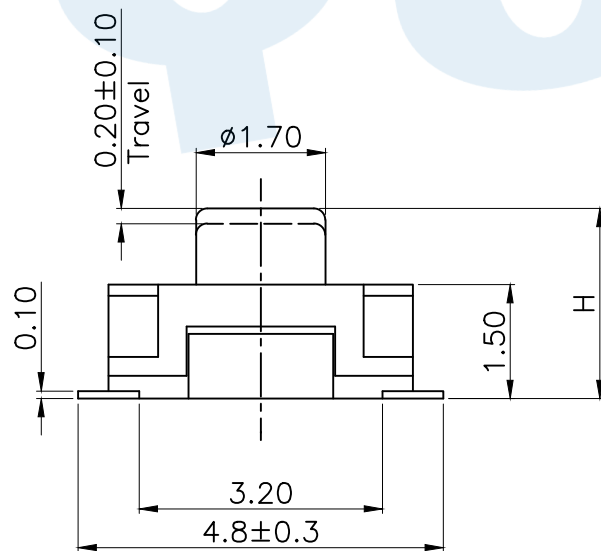


Circuit Diagram

TOTAL HEIGHT	
CODE	H
A1	2.0
A2	2.5

SHRAPNEL	
CODE	MATERIAL/QTY
D2	SUS/1PCS
D4	SUS/2PCS

OPERATING FORCE	
CODE	VIGOR
B2	180±30gf
B3	250±30gf



Ⓕ	Dust film		1	Polyimide tape	
Ⓔ	Terminal		2	Phosphorus bronze	Silvering
Ⓗ	Reed		2	SUS	Silver covered
Ⓒ	Button		1	Silica gel	Blue
Ⓑ	Cover		1	SUS	Natural
Ⓐ	Base		1	LCP	Black
NO.	Name	Number	Qty	Materil	Remarks

**YUANDI®** Yuandi Electronics Co, Ltd

design	date	name	TACT SWITCHS
Review	date	name	TS-1071AS-A□B□-D□
Approved	date	name	

Drawing number: Proportion 1:1 unit mm gage number A4

modify Review Approved Tolerance not specified