

D4KB10 Thru D4KB100

High Current Glass Passivated Molding Single-Phase Bridge Rectifier

Reverse Voltage 100 to 1000V Forward Current 4.0 A

FEATURES

- Plastic Package has Underwriters Laboratory Flammability Classification 94V-0
- High current capacity with small package
- Glass passivated chip junctions
- Superior thermal conductivity
- High IFSM



1. Maximum & Thermal Characteristics Ratings at 25°C ambient temperature unless otherwise specified.

Parameter Symbol	Symbol	D4KB10	D4KB20	D4KB40	D4KB60	D4KB80	D4KB100	Unit
Maximum repetitive voltage	VRRM	100	200	400	600	800	1000	V
Maximum RMS Voltage	VRMS	70	140	280	420	560	700	V
Maximum DC Blocking Voltage	VDC	100	200	400	600	800	1000	V
Maximum DC reverse current TA=25 °C	IR	5						μA
at rated DC blocking voltage TA=125°C		500						
Average rectified forward current Tc=100°C	Io	4						A
60Hz Sine wave Resistance load TA=40°C		3						A
Peak forward surge current 8.3ms single half sine-wave superimposed on rated load	IFSM	135						A
Rating of fusing (t<8.3ms)	I ² t	75						A ² sec
Dielectric strength terminals to case, AC 1 minute Current 1mA	Vdia	2.5						KV
Max instantaneous forward voltage at 2.0A	VF	1.1						V
Operating junction temperature	TJ	-55~150						°C
Maximum thermal on P.C.B. without heat-sink	ReJA	14						°C/W
resistance per leg on Al plate heat-sink	ReJC	8.2						
Storage temperature	Tstg	-55~150						°C

D4KB10 Thru D4KB100

2. Ratings and Characteristic Curves ($T_A = 25^\circ\text{C}$ unless otherwise noted)

Fig. 1 Derating Curve

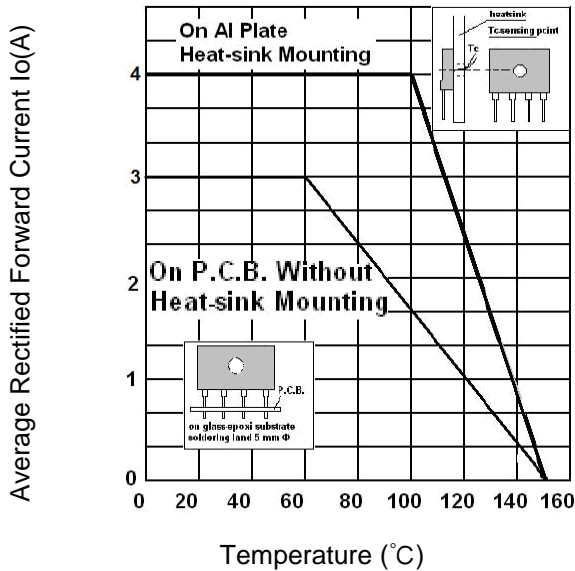


Fig.2 Typical Reverse Characteristics

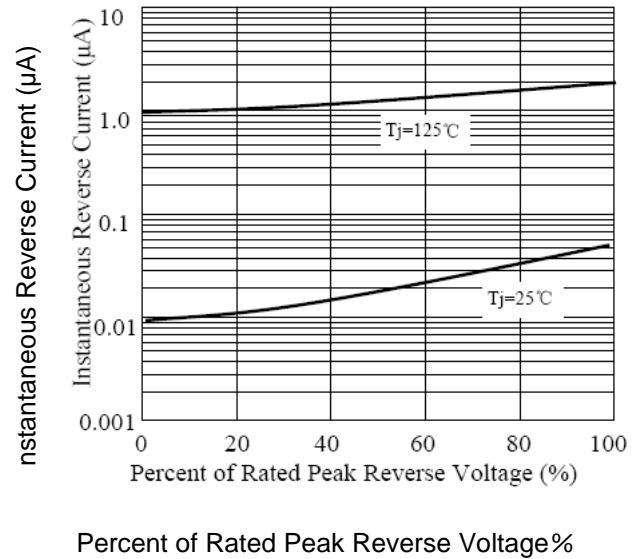


Fig.3 Forward Voltage

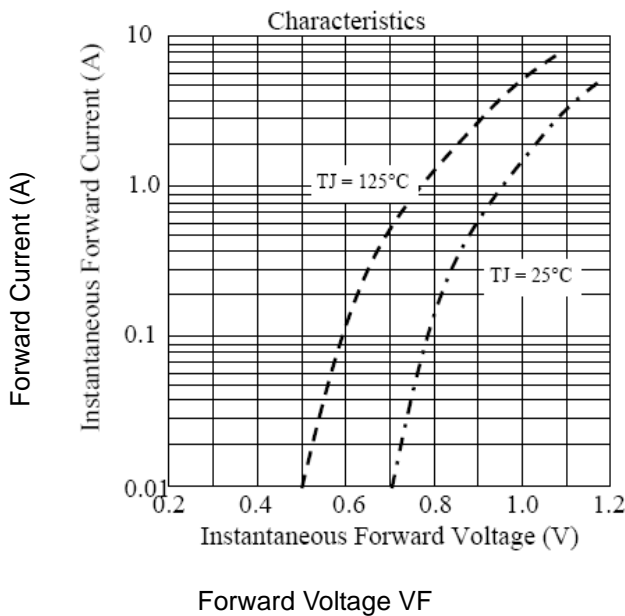
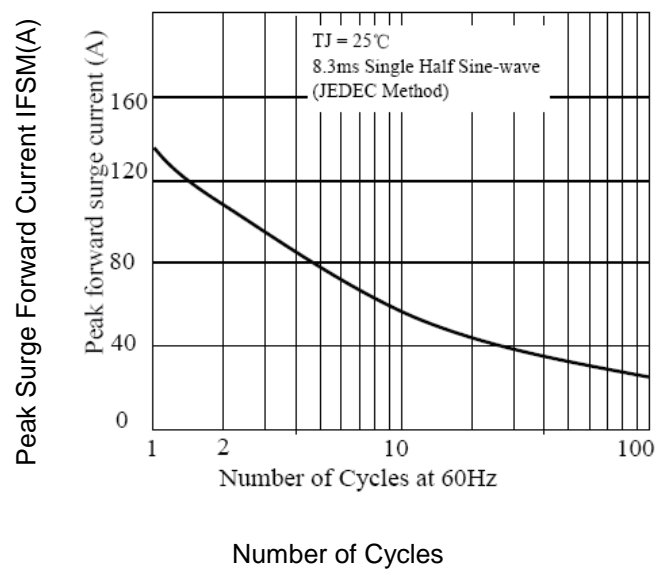
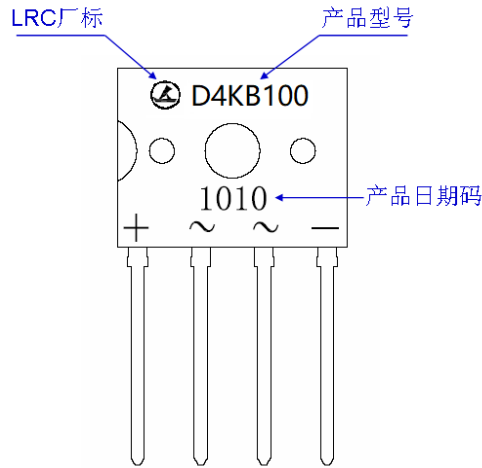


Fig.4 Peak Surge Forward Capability



D4KB10 Thru D4KB100

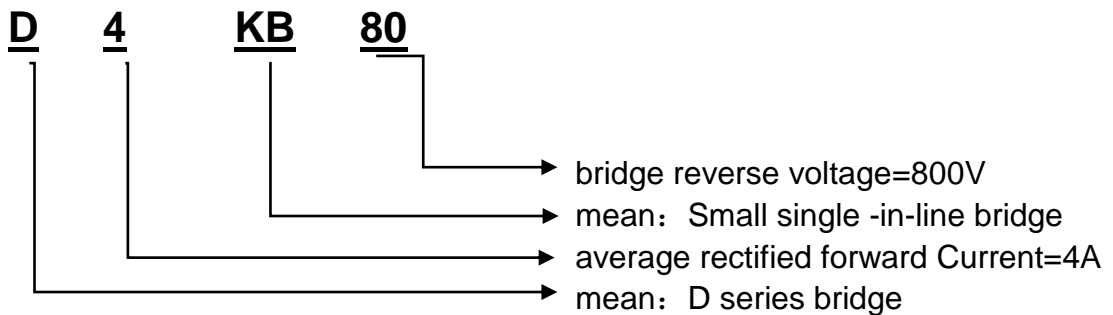
3. Marking Identification



Note:

生产日期码包含4位数字，例如“1010”，前两个数字“10”表示为2010年，另外二个数字“10”是指第10周，即表示该产品为2010年10周生产。

型号:



4. Dimension

