

Metal Film (Thin Film) Chip Resistors, High Reliability Type

102

102

102

Type: **ERA 1A, 2A, 3A, 6A, 8A**

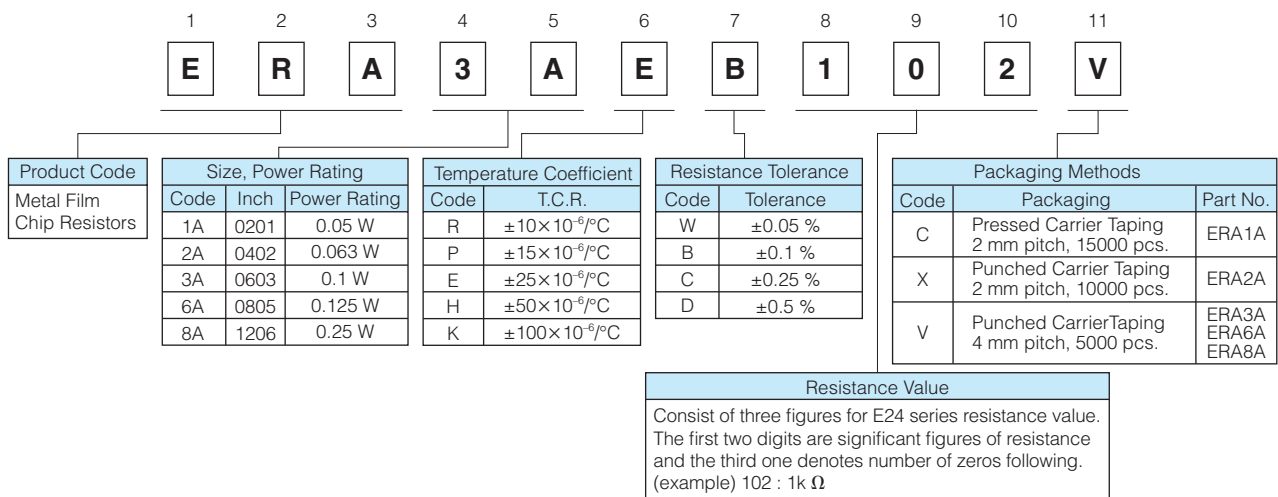
Features

- High reliability Stable at high temperature and humidity
(85 °C 85 %RH rated load, Category temperature range : -55 °C to +155 °C)
- High accuracy Small resistance tolerance and Temperature Coefficient of Resistance
- High performance Low current noise, excellent linearity
- Reference Standard IEC 60115-8, JIS C 5201-8, EIAJ RC-2133B
- AEC-Q200 qualified
- RoHS compliant

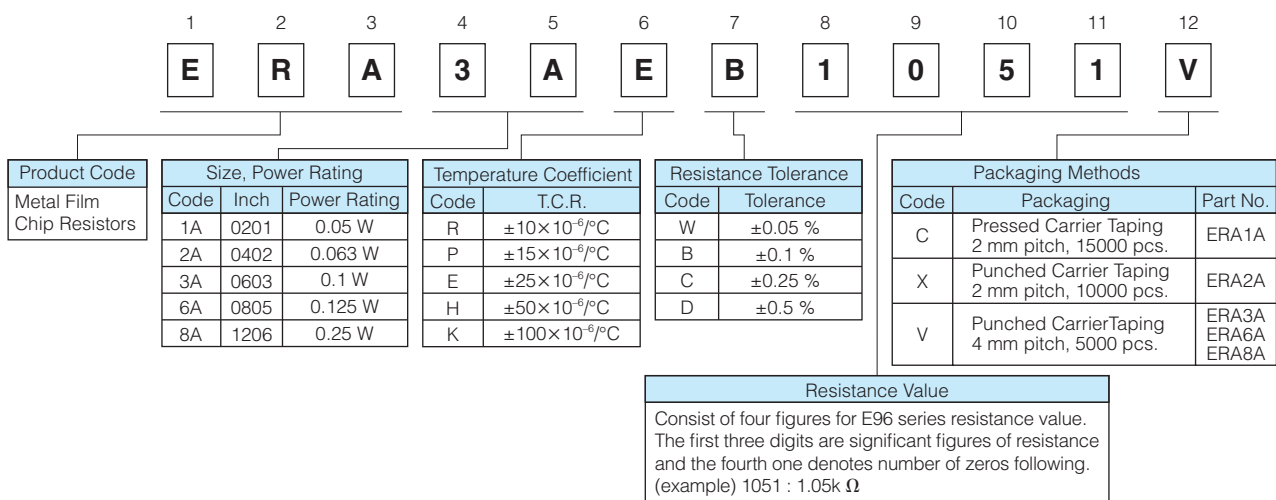
As for Packaging Methods, Land Pattern, Soldering Conditions and Safety Precautions,
Please see Data Files

Explanation of Part Numbers

- E24 Series

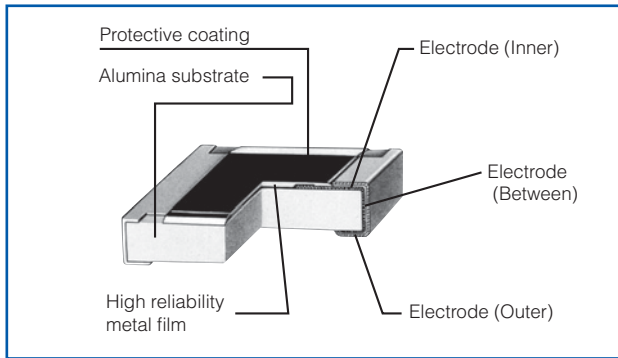


- E96 Series and other Resistance values

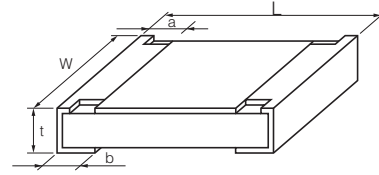


note : Duplicated resistance values as E24 series part numbers shall follow E24 part numbers.
(apply three digit resistance value)

Construction



Dimensions in mm (not to scale)



Part No. (inch size)	Dimensions (mm)					Mass (Weight) [g/1000pcs.]
	L	W	a	b	t	
ERA1A (0201)	0.60 ^{±0.03}	0.30 ^{±0.03}	0.15 ^{±0.05}	0.15 ^{±0.05}	0.23 ^{±0.03}	0.14
ERA2A (0402)	1.00 ^{±0.10}	0.50 ^{±0.05}	0.15 ^{±0.10}	0.25 ^{±0.10}	0.35 ^{±0.05}	0.6
ERA3A (0603)	1.60 ^{±0.20}	0.80 ^{±0.20}	0.30 ^{±0.20}	0.30 ^{±0.20}	0.45 ^{±0.10}	2
ERA6A (0805)	2.00 ^{±0.20}	1.25 ^{±0.10}	0.40 ^{±0.25}	0.40 ^{±0.25}	0.50 ^{±0.10}	4
ERA8A (1206)	3.20 ^{±0.20}	1.60 ^{±0.15}	0.50 ^{±0.25}	0.50 ^{±0.25}	0.60 ^{±0.10}	8

Ratings

Part No. (inch size)	Power Rating at 85 °C (W)	Limiting Element Voltage ⁽¹⁾ (V)	Maximum Overload Voltage ⁽²⁾ (V)	Part No. (detail)	Resistance Tolerance (%)	T.C.R. (×10 ⁻⁶ /°C)	Resistance Range ⁽³⁾⁽⁴⁾ (Ω)	Category Temperature Range (°C)	
ERA1A (0201)	0.05	25	50	ERA1AEB	±0.1	±25	100 to 10k (E24, E96)	-55 to +155	
				ERA1AEC	±0.25				
				ERA1ARC	±0.25				
				ERA1ARB	±0.1				
				ERA1ARW	±0.05				
ERA2A (0402)	0.063	50	100	ERA2AKD	±0.5	±100	10 to 46.4 (E24, E96)		
				ERA2AED	±0.5				
				ERA2AEC	±0.25				
				ERA2AEB	±0.1				
				ERA2APC	±0.25				±15
				ERA2APB	±0.1				
				ERA2ARC	±0.25				
ERA3A (0603)	0.1	75	150	ERA2ARB	±0.1	±10	200 to 47k (E24, E96)		
				ERA3AHD	±0.5			±50	10 to 46.4 (E24, E96)
				ERA3AED	±0.5				
				ERA3AEC	±0.25			±25	47 to 330k (E24, E96)
				ERA3AEB	±0.1				
				ERA3APC	±0.25			±15	470 to 100k (E24, E96)
				ERA3APB	±0.1				
				ERA3ARC	±0.25				
ERA6A (0805)	0.125	100	200	ERA3ARB	±0.1	±10	1k to 100k (E24, E96)		
				ERA3ARW	±0.05				
				ERA6AHD	±0.5			±50	10 to 46.4 (E24, E96)
				ERA6AED	±0.5				
				ERA6AEC	±0.25			±25	47 to 1M (E24, E96)
				ERA6AEB	±0.1				
				ERA6APC	±0.25			±15	470 to 100k (E24, E96)
				ERA6APB	±0.1				
ERA6ARC	±0.25								
ERA8A (1206)	0.25	150	300	ERA6ARB	±0.1	±10	1k to 100k (E24, E96)		
				ERA6ARW	±0.05				
				ERA8AHD	±0.5			±50	10 to 46.4 (E24, E96)
				ERA8AED	±0.5				
				ERA8AEC	±0.25			±25	47 to 1M (E24, E96)
				ERA8AEB	±0.1				
				ERA8APC	±0.25			±15	470 to 100k (E24, E96)
				ERA8APB	±0.1				
ERA8ARC	±0.25								
ERA8A (1206)	0.25	150	300	ERA8ARB	±0.1	±10	1k to 100k (E24, E96)		
				ERA8ARW	±0.05				

(1) Rated Continuous Working Voltage (RCWV) shall be determined from $RCWV = \sqrt{\text{Rated Power} \times \text{Resistance Values}}$, or Limiting Element Voltage listed above, whichever less.
 (2) Overload (Short-time Overload) Test Voltage (SOTV) shall be determined from $SOTV = 2.5 \times RCWV$ or max. Overload Voltage listed above whichever less.
 (3) E192 series resistance values are also available. Please contact us for details.
 (4) Duplicated resistance values between E96, E192 and E24 series shall follow E24 Part Numbers. (apply three digit resistance value)

Power Derating Curve

For resistors operated in ambient temperatures above 85 °C, power rating shall be derated in accordance with the figure on the right.

