


### Small-sized Side-operational SMD Light Touch Switches

Type: **EVQPU**



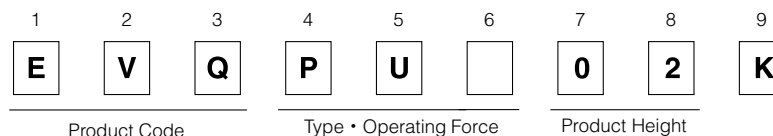
#### ■ Features

- External dimensions : 4.7 mm×3.5 mm(Excluding the push plate), Height 1.65mm
- A wide range of terminal type : J-bent, Straight

#### ■ Recommended Applications

- Operation switches for portable electronic equipment  
(Mobile phones, Digital still cameras, Camcorders,  
Portable audio players, etc.)

#### ■ Explanation of Part Numbers


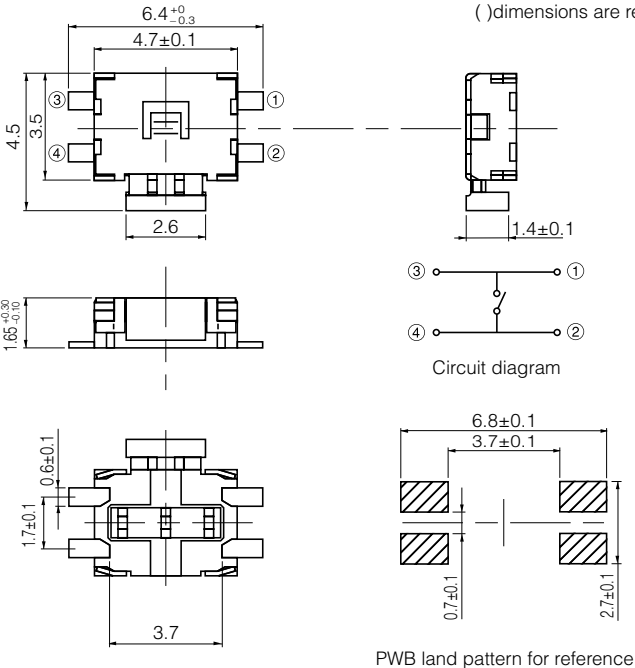

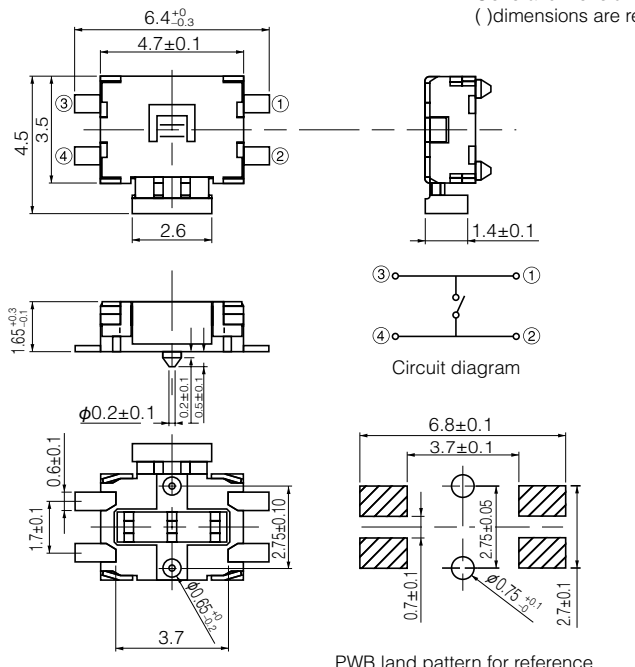


#### ■ Specifications

Type		Snap action / Push-on type SPST
Electrical	Rating	10 $\mu$ A 2 V DC to 50 mA 12 V DC (Resistive load)
	Contact Resistance	500 m $\Omega$ max.
	Insulation Resistance	100 M $\Omega$ min. (at 100 V DC)
	Dielectric Withstanding Voltage	250 V AC for 1 minute
	Bouncing	10 ms max. (ON, OFF)
Mechanical	Operating Force	1.6 N <sup>+0.7</sup> <sub>-0.4</sub> N      2.2 N <sup>+0.8</sup> <sub>-0.7</sub> N
	Travel	0.3 mm <sup>+0.1</sup> <sub>-0.2</sub> mm
	Push Strength	30 N (1 minute)
Endurance	Operating Life	100,000 cycles min.
Operating Temperature		-20 °C to +70 °C
Storage Temperature		-40 °C to +85 °C (Bulk) -20 °C to +60 °C (Taping)
Minimum Quantity/Packing Unit		4,000 pcs. Embossed Taping (Reel Pack)
Quantity/Carton		20,000 pcs.


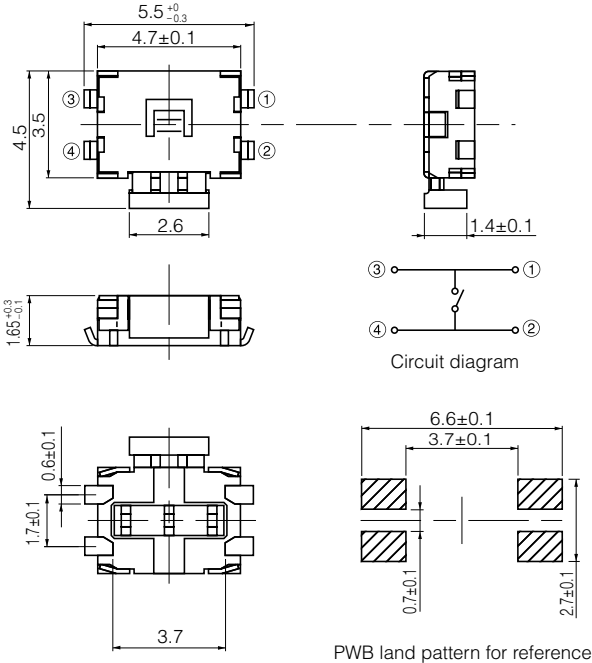

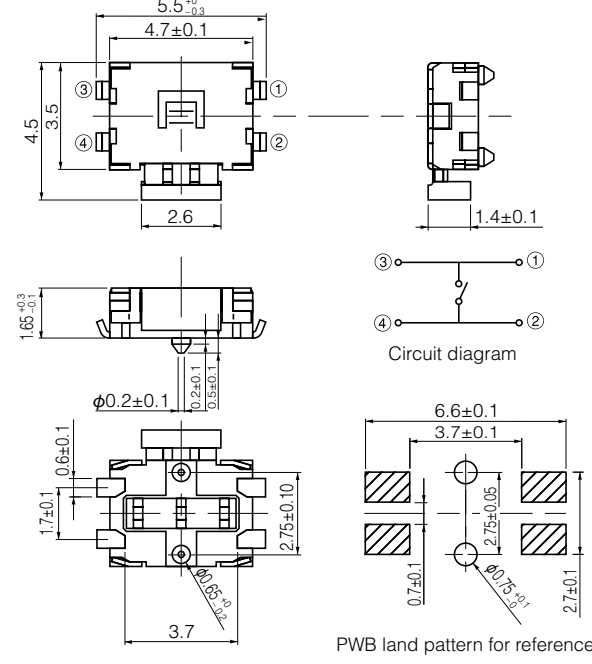
Design and specifications are each subject to change without notice. Ask factory for the current technical specifications before purchase and/or use.  
Should a safety concern arise regarding this product, please be sure to contact us immediately.

### ■ Dimensions in mm (not to scale)

<p>No. 1</p> <p><b>EVQPUJ</b> <b>EVQPUA</b></p> <p>(Embossed Taping)</p> <p>With straight terminals Without boss</p> 	<p>General dimension tolerance : <math>\pm 0.2</math> ( ) dimensions are reference dimensions.</p>  <p>Top view dimensions: <math>6.4^{+0}_{-0.3}</math>, <math>4.7 \pm 0.1</math>, <math>4.5</math>, <math>3.5</math>, <math>2.6</math></p> <p>Side view dimensions: <math>1.65^{+0.30}_{-0.10}</math></p> <p>Front view dimensions: <math>1.7 \pm 0.1</math>, <math>0.6 \pm 0.1</math>, <math>3.7</math></p> <p>Circuit diagram: ③, ④, ①, ②</p> <p>PWB land pattern for reference: <math>6.8 \pm 0.1</math>, <math>3.7 \pm 0.1</math>, <math>0.7 \pm 0.1</math>, <math>2.7 \pm 0.1</math></p>			
<p>Part Numbers</p>	<p>Operating Force</p>	<p>Height</p>	<p>Push Plate Color</p>	<p>Operating Life</p>
<p>EVQPUJ02K</p>	<p>1.6 N</p>	<p>1.65 mm</p>	<p>Black</p>	<p>100,000 cycles</p>
<p>EVQPUA02K</p>	<p>2.2 N</p>	<p>1.65 mm</p>	<p>Black</p>	<p>100,000 cycles</p>
<p>No. 2</p> <p><b>EVQPUL</b> <b>EVQPUC</b></p> <p>(Embossed Taping)</p> <p>With straight terminals With boss</p> 	<p>General dimension tolerance : <math>\pm 0.2</math> ( ) dimensions are reference dimensions.</p>  <p>Top view dimensions: <math>6.4^{+0}_{-0.3}</math>, <math>4.7 \pm 0.1</math>, <math>4.5</math>, <math>3.5</math>, <math>2.6</math></p> <p>Side view dimensions: <math>1.65^{+0.3}</math></p> <p>Front view dimensions: <math>1.7 \pm 0.1</math>, <math>0.6 \pm 0.1</math>, <math>3.7</math>, <math>2.75 \pm 0.10</math>, <math>\phi 0.2 \pm 0.1</math>, <math>0.2 \pm 0.1</math>, <math>0.05 \pm 0.1</math></p> <p>Circuit diagram: ③, ④, ①, ②</p> <p>PWB land pattern for reference: <math>6.8 \pm 0.1</math>, <math>3.7 \pm 0.1</math>, <math>0.7 \pm 0.1</math>, <math>2.75 \pm 0.05</math>, <math>2.7 \pm 0.1</math>, <math>\phi 0.75^{+0.1}</math></p>			
<p>Part Numbers</p>	<p>Operating Force</p>	<p>Height</p>	<p>Push Plate Color</p>	<p>Operating Life</p>
<p>EVQPUL02K</p>	<p>1.6 N</p>	<p>1.65 mm</p>	<p>Black</p>	<p>100,000 cycles</p>
<p>EVQPUC02K</p>	<p>2.2 N</p>	<p>1.65 mm</p>	<p>Black</p>	<p>100,000 cycles</p>

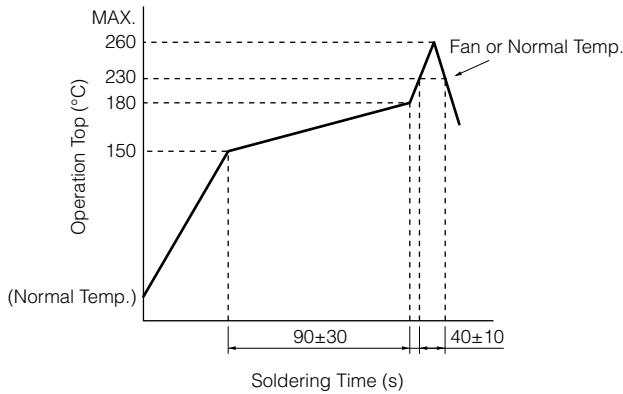
Design and specifications are each subject to change without notice. Ask factory for the current technical specifications before purchase and/or use.  
Should a safety concern arise regarding this product, please be sure to contact us immediately.

### ■ Dimensions in mm (not to scale)

<p>No. 3</p> <p><b>EVQPUK EVQPUB</b></p> <p>(Embossed Taping)</p> <p>With J-bent terminals Without boss</p> 	<p>General dimension tolerance : <math>\pm 0.2</math> ( ) dimensions are reference dimensions.</p> 			
<p>Part Numbers</p> <p>EVQPUK02K</p> <p>EVQPUB02K</p>	<p>Operating Force</p> <p>1.6 N</p> <p>2.2 N</p>	<p>Height</p> <p>1.65 mm</p> <p>1.65 mm</p>	<p>Push Plate Color</p> <p>Black</p> <p>Black</p>	<p>Operating Life</p> <p>100,000 cycles</p> <p>100,000 cycles</p>
<p>No. 4</p> <p><b>EVQPUM EVQPUD</b></p> <p>(Embossed Taping)</p> <p>With J-bent terminals With boss</p> 	<p>General dimension tolerance : <math>\pm 0.2</math> ( ) dimensions are reference dimensions.</p> 			
<p>Part Numbers</p> <p>EVQPUM02K</p> <p>EVQPUD02K</p>	<p>Operating Force</p> <p>1.6 N</p> <p>2.2 N</p>	<p>Height</p> <p>1.65 mm</p> <p>1.65 mm</p>	<p>Push Plate Color</p> <p>Black</p> <p>Black</p>	<p>Operating Life</p> <p>100,000 cycles</p> <p>100,000 cycles</p>

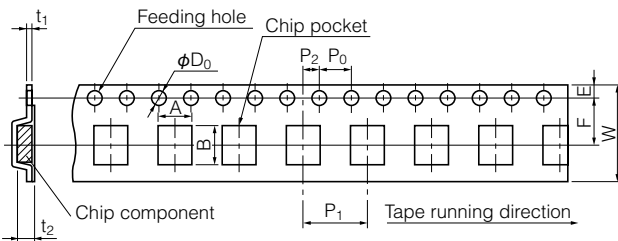
Design and specifications are each subject to change without notice. Ask factory for the current technical specifications before purchase and/or use.  
Should a safety concern arise regarding this product, please be sure to contact us immediately.

## ■ Recommended Reflow Soldering Conditions



## ● Embossed Carrier Taping

Tape width=12.0 mm



Taping condition : Lack of products in the middle of taping should be one MAX, but total quantity specified in the specifications should be secured.  
Peeling off strength of top tape : It should be within 0.2N to 1.0N at 165 degree in peeling off angle.  
Joint of carrier tape : One joint per one reel may exist.

Unit: mm

Part No.	Height	A	B	W	F	E	P <sub>1</sub>	P <sub>2</sub>	P <sub>0</sub>	D <sub>0</sub> Dia.	t <sub>1</sub>	t <sub>2</sub>
EVQPU	1.65	7.0±0.2	5.75±0.20	12.0±0.3	5.78±0.20	1.75±0.10	8.0±0.1	2.0±0.1	4.0±0.1	1.5 <sup>+0.1</sup> <sub>-0</sub>	0.35±0.05	2.4±0.2

## Requests to customers

Please refer to "the latest product specifications" when designing your product.

Requests to customers :

<https://industrial.panasonic.com/ac/e/salespolicies/>

## Safety Precautions

When using our products, no matter what sort of equipment they might be used for, be sure to confirm the applications and environmental conditions with our specifications in advance.

Please contact .....

**Panasonic Corporation**

Electromechanical Control Business Division

■ 1006, Oaza Kadoma, Kadoma-shi, Osaka 571-8506, Japan  
[industrial.panasonic.com/ac/e/](https://industrial.panasonic.com/ac/e/)

**Panasonic**<sup>®</sup>

©Panasonic Corporation 2019