

# 产品承认书

## SPECIFICATION FOR APPROVAL



客户:  
CUSTOMER: Y. 068

品名: 5\*20 玻璃快断无脚保险管 (环保产品)  
PRODUCT NAME: 5\*20 GLASS QUICK BLOW FUSE (Green Product)

型号规格: 5F 系列 1A/250V  
MODEL DETAIL: 5F SERIES 1A/250V

物料编码:  
MATERIAL CODE: 5F.1000210000R1

产品标识:  
PRODUCT MARK: F1L250V  5F     

编制 PREPARED BY	审核 CHECKED BY	批准 APPROVED BY	承认 SIGNATURE	审核 CHECKED BY	批准 APPROVED BY
张可兰 18.3.22					

供方签章:

SUPPLIER

日期:

DATE:

客户签章:


CUSTOMER:

日期:

DATE:

备注: 承认签章后请回复一份承认书 (或复印件) 给我司, 其余由贵司存档。

Please return one specification or one copy of it with your chop and signature of approval and retain the others for your record.

 旭程电子(深圳)有限公司

XC ELECTRONICS (SHENZHEN) CORP. LTD.

TEL: (0755) 89767089 89767800

FAX: (0755) 89767319

<http://www.xcfuse.com>

<http://www.xcfuse.cn.alibaba.com>

E-mail: [yewu@xcfuse.com](mailto:yewu@xcfuse.com)



## 产品规格书 Fuses Specification

### 1. 适用范围 ( Available range ) :

本保险丝适用于保护家用电器，电子仪器，电源供应器、显示器等。

For protecting instruments, power supply devices and telephone sets etc.

### 2. 型号定义解释 ( Model meaning ):

5F: 快断系列产品 ( 5F: Quick Blow Fuses )

5T: 慢断系列产品 ( 5T: Slow Blow Fuses )

### 3. 相关标准 ( Safety Standards ) : GB9364 IEC60127

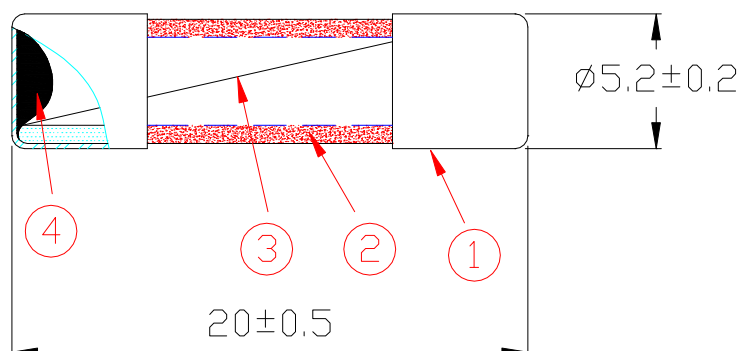
通过认证 ( Approved file No ):



### 4. 尺寸与结构 (Size and Structure):

#### 4.1 外形、结构及尺寸 (The out view, construction and dimensions):

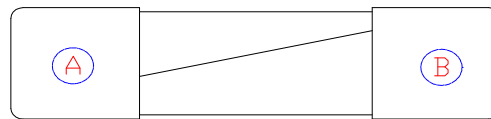
参考下图 Refer to the following figure.





编号 No.	部件 Part Name	材料 Material	备注 Remarks
①	铜帽 Brass Cap	镀镍黄铜 Nickel plated copper	
②	玻璃管 Glass Tube	玻璃 Glass	
③	熔丝 Fuse Element	合金 Alloy	
④	焊锡 Solder	锡线 ( Sn99. 3%Cu0. 7% ) Solder wire( Sn99. 3%Cu0. 7%)	RoHS

4.2 型号及标示 (Catalogue No.,and indication)



型号 Catalogue No.	A 表示 Indication A	B 表示 Indication B	备注 Remarks
	额定电压/电流 Rated Voltage/Current	商标. 品名. 认证 Trademark. Type. Approved mark	认证号 Approval No.
5F Sereis	F1L250V		VDE: 40009609 CCC: 2003010207097826 UR: E249609 PSE: JET5173-31003-2003 KC: SU05031-10026



#### 4.3 玻璃管 (Glass Tube)

管体本体无破裂、缺损等现象，玻璃管产品须透明易辨其内部的可熔体。

The tube shall have no defects such as crack, injury and contamination. For glass tube, transparent glass in which the melting wire is clear and perceptible.

#### 4.4 铜帽 (Brass caps)

铜帽应焊接牢固，以保证在未损坏熔断体时，铜帽不能被卸脱。铜帽表面镀层应结实，端帽两端均可承受大小至少为 5N、保持 1min 的轴向拉力。

The cap should be firmly attached so that it is not possible to remove them without damaging the fuse itself. The plated material should be firm. Each of the cap should be bear an axial pull of 5N for 1min.

#### 4.5 焊点 (Soldering joint)

焊接铜帽端时，残留的助焊剂及焊锡等异物不应超出铜帽口和沾附在保险管外表面。

Soldering joint in end cap shall not melt during normal operation and shall not have solder clips on the tube, element in view and outer surface of caps.

### 5. 机械特性 (Mechanical characteristics)

保险丝应能承受下列试验：

Fuses should endure both of the following tests:

- 5.1 扭力试验：固定保险丝的一端铜帽，然后在另一端铜帽上顺时针和逆时针方向上顺序施加 100g.cm 力矩，两端铜帽不应松动，管体也不应破碎。

**Wresting test:** Fixed one cap of the fuse, applied 100g.cm of torsion power in clockwise and counter-clockwise on the other cap, as a result, the tube shall be no damage and the cap should be no loosening.





5.2 拉力试验：固定保险丝的一端铜帽，然后在另一端铜帽上，沿水平轴方向施加 5N 的拉力 1min，两端铜帽不应松动且管体不应破碎。

**Pulling test:** Fixed one cap of the fuse, applied level pull force of 5N to the other cap for 1 minute, there shall be no damage with the tube and no loosening with the caps and the pigtails.

5.3 管子强度试验：两端铜帽固定好后，在管体的中心位置施加 10N 的压力，管体不应破碎。

**Stress test:** Fixed two caps of the fuse, applied the stress of 10N to the tube center , there shall be no damage with the tube .

## 6. 电气特性 (Electrical performance)

### 6.1 测试条件 (Testing Ambient)

测试条件都应在下列大气条件下进行:

All tests should be carried out under the following conditions:

-温度 (Surrounding temperature): 15°C ~ 35°C;

-相对湿度 (Relative humidity): 45% ~ 75%;

-大气压力 (Atmosphere pressure):  $8.6 \times 10^4$  Pa ~  $1.06 \times 10^5$

### 6.2 时间/电流特性 (Time-current Characteristic)

型号类别 \ 电流 (In ratio)	150%	210%	275%
5F 系列 Series	> 1h	< 30min	$\geq 50\text{ms}$ $\leq 2\text{s}$
1A $I^2t$ 参考值	4.26A <sup>2</sup> S		

### 6.3 分断能力 (Breaking capacity)

1) AC 250V 35A 或  $10I_n$  (注:  $I_n$  代表额定电流) 取最大。

Breaking capacity: 35A or  $10I_n$  (AC250V), whichever is greater.



2) 每一次测试，保险管能安全动作，不能出现以下现象：

In each of the tests, the fuse-link shall operate satisfactorily without any of the following phenomena:

- 持续电弧;
- permanent arcing;
- 引燃;
- ignition;
- 保险管爆炸;
- Bursting of the fuse-link.

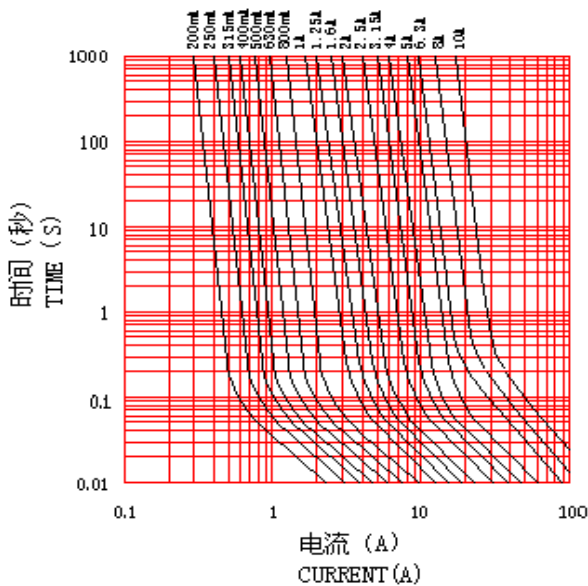
注意：颜色改变不认为是不合格.

**NOTE:** changes in color are not considered as a failure.

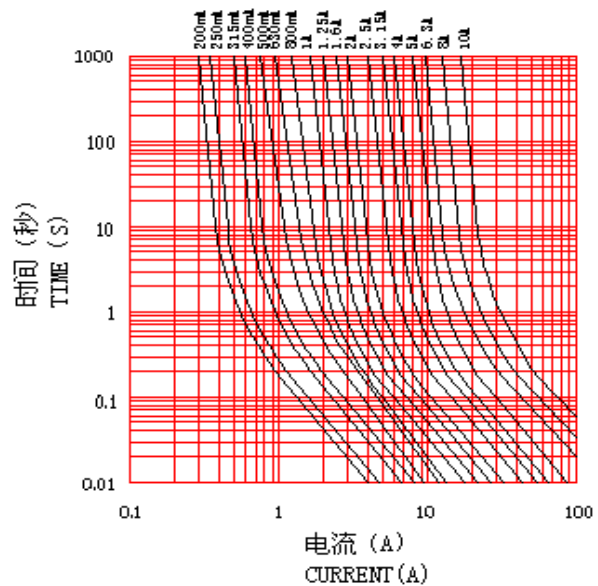
型号 Model	额定电流 Rated Current	安全认证分断电流 Safe attestation Breaking current
5F 系列 5F Series	$I_n \leq 3.15A$	35A AC 250V
	$I_n > 3.15A$	10 $I_n$ AC 250V

### 6.4 时间电流特性曲线图 (Time-current curves)

5F I-T Characteristics Curves



5T I-T Characteristics Curves





#### 6.5 耐久性试验 (Endurance test)

1) 对保险丝通过 1.2 倍额定电流 1 小时，然后切断 15 分钟，重复此循环 100 次。

A current 1.2 In is passed through the fuse-link for a period of 1h.The current is then seitched off for a period of 15 min.The cycle is repeated 100 times.

2) 然后对熔断体通以 1.5 倍额定电流 1 小时。

A current 1.5In is then passed through the fuse-link for 1h.

3) 测量熔断体两端的电压降，试验后，熔断体两端的电压降的增大量不大于试验前测得值的 10%。

Finally, the voltage drop across the fuse-link is measured. The voltage drop across the fuse-link after the test shall not have increased by more than 10% of the value measured before the test.

4) 试验后，标记仍应清晰可辨，而且诸如端帽上的焊点不应出现任何明显的劣变。

After the test, the marking shall still be legible and soldered joints on end caps, for example, shall not show and appreciable deterioration

#### 7. 环保焊接条件 Soldering conditions (RoHS)

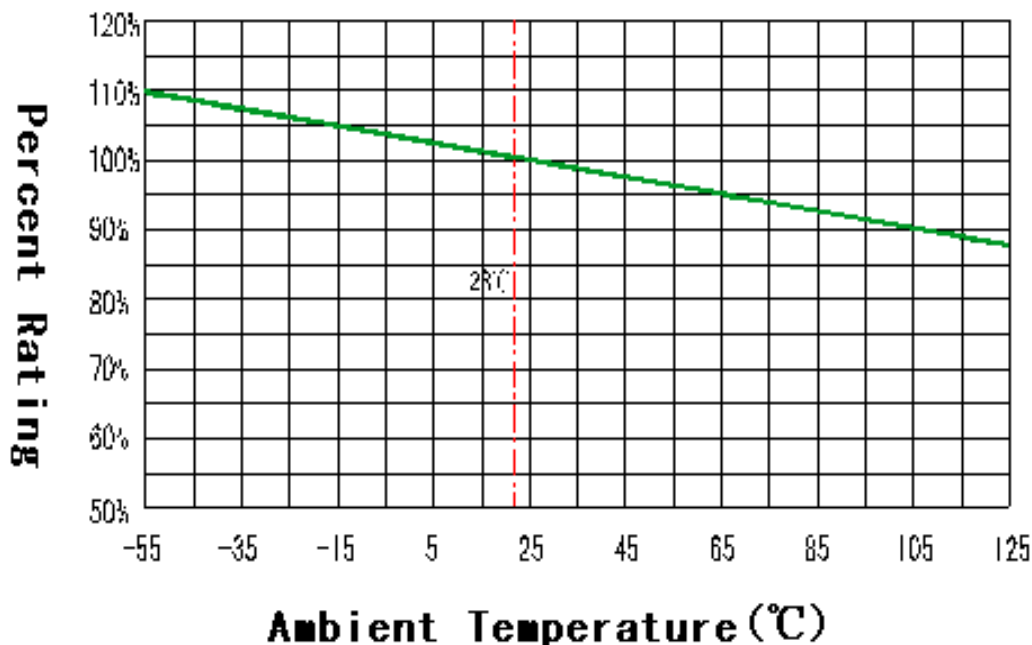
波峰焊/Wave solder: 260°C, ≤5S

手工焊/Hand solder: 360°C, ≤1S



## 8. 环境特性 Environmental characteristic

### 8.1 温度-电流负荷比曲线 Temperature-Current Curve



### 8.2 贮存条件 Storage conditions

贮存温度/Storage temperature: 5°C ~ 35°C

贮存湿度/Storage humidity: 25% ~ 85%

贮存周期/Storage time: 6 months

## 9. 信赖性试验 (Reliability test)

项目/Item	试验要求/Test Requirement	试验条件/Test Condtiton
高低温试验 High & low Temperature Test	试验后保险丝管的电阻符合范围 After test, the resistance value of the fuses shall be in range	测试高温: 85°C, 测试时间: 48h Test high temperature: 85°C, Test time: 48h 测试低温: -20°C, 测试时间: 48h Test low temperature: -20°C, Test time: 48h
高湿试验 High Humidity Test	试验后保险丝管的电阻符合范围 After test, the resistance value of the fuses shall be in range	测试温度: 85°C, 测试湿度: 95%, 测试时间: 96h Test temperature: 85°C, Test humidity: 95%, Test time: 96h
落下、冲击实验	铜帽应固定牢固, 以保证在未损坏熔断体时,	保险管从 152cm 高自由落下, 跌落 5 次。



Falling Shock Test	<p>铜帽不能被卸下，铜帽表面镀层应牢固不易脱落，每个端帽应能经受专用的设备外加轴向拉力 5N，保持 1 分钟，玻璃管必须无缺陷破裂和缺损。试验后保险丝管的电阻符合范围。</p> <p>Cap should be firmly attached so that it is not possible to remove them without damaging the fuse itself. The means of attachment shall be sufficient to withstand an axial pull of 5N applied to each cap for 1 minute. The cap shall be nickel plated firmly. The glass tube shall have no defects such as crack and injury. After falling shock test, the resistance value of the fuses shall be in range.</p>	<p>Falling Height:152cm</p> <p>Falling Times:5</p>
<p>振动试验</p> <p>Vibration</p>	<p>试验后保险丝管的电阻符合范围</p> <p>After test, the resistance value of the fuses shall be in range</p>	<p>振幅 1.5mm, 频率 10 ~ 55 ~ 10Hz, 时间 2 小时</p> <p>Amplitude: 1.5mm, Frequency: 10 ~ 55 ~ 10Hz, Test time: 2h</p>

### 10. 产品标志 (Marking)

#### 10.1 保险丝上的标志应易于看清。

The marking on fuse shall be indelibly marked on the end cap and easily visible.


#### 10.2 每个保险丝标记应包含下列内容：

The symbol for every fuse shall be as prescribed below:

1) 额定电流 (Rated current): 1A

2) 额定电压 (Rated voltage): 250V

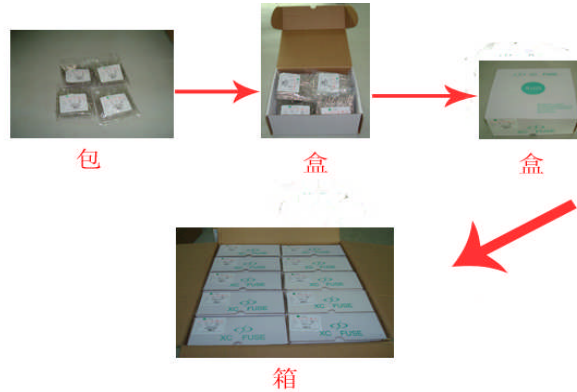
3) 型号名称 (Catalogue code): 5F

4) 安全认证标志 (Safety mark logo):     

5) 厂标 (Trade mark): 



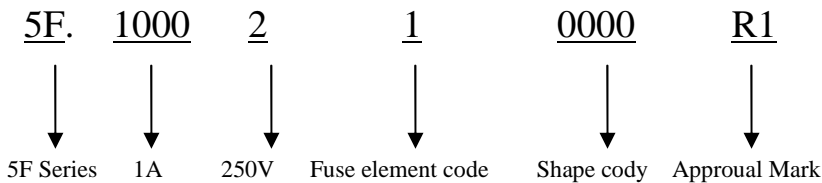
11. 包装(200PCS/包、2000PCS/盒、20000PCS/箱)仅供参考,以实际数量为准.  
Packaging (200PCS/Bag、2000PCS/Box、20000PCS / External Carton)



12. 认证和环保/Certification and RoHS

参考附加档案/See the attached files

13. 料号解释/Part No. description



14. 文件管控/Document control

Edition	Date	Description	version
1	2017-03-29	新版发行/New version	3.0
2			
3			





## ZEICHENGENEHMIGUNG MARKS APPROVAL

XC Electronics (Shen Zhen)  
Corp. Ltd.  
Bldg. 11, Jingyuan Ind. Zone  
Henggang Town, Longgang Distr.  
518115 SHENZHEN  
CHINA

ist berechtigt, für ihr Produkt /  
is authorized to use for their product

**G-Sicherungseinsatz**  
**Cartridge fuse-link**

die hier abgebildeten markenrechtlich geschützten Zeichen  
für die ab Blatt 2 aufgeführten Typen zu benutzen /  
*the legally protected Marks as shown below for the types referred to on page 2 ff.*



Gepprüft und zertifiziert nach /  
*Tested and certified according to*

DIN EN 60127-1 (VDE 0820-1):2015-12; EN 60127-1:2006+A1:2011+A2:2015  
DIN EN 60127-2 (VDE 0820-2):2015-07; EN 60127-2:2014  
IEC 60127-1:2006  
IEC 60127-1:2006/AMD1:2011  
IEC 60127-1:2006/AMD2:2015  
IEC 60127-2:2014

VDE Prüf- und Zertifizierungsinstitut GmbH  
VDE Testing and Certification Institute  
Zertifizierungsstelle / Certification

Aktenzeichen: 5003281-1170-0001 / 237219

File ref.:

Ausweis-Nr. 40009609

Blatt 1

Certificate No.

Page

Weitere Bedingungen siehe Rückseite und Folgeblätter /  
*further conditions see overleaf and following pages*

Offenbach, 2004-03-09

(letzte Änderung / updated 2017-06-30)

VDE Zertifikate sind nur gültig bei Veröffentlichung unter:  
VDE certificates are valid only when published on:

<http://www.vde.com/zertifikat>  
<http://www.vde.com/certificate>



# VDE Prüf- und Zertifizierungsinstitut Zeichengenehmigung

Ausweis-Nr. / Blatt /  
Certificate No. / Page  
40009609 2

Name und Sitz des Genehmigungs-Inhabers / Name and registered seat of the Certificate holder

XC Electronics (Shen Zhen) Corp. Ltd., Bldg. 11, Jingyuan Ind. Zone, Henggang Town, Longgang Distr., 518115  
SHENZHEN, Guangdong, CHINA

Aktenzeichen / File ref.

5003281-1170-0001 / 237219 / CC2 / EUL

letzte Änderung / updated

2017-06-30

Datum / Date

2004-03-09

Dieses Blatt gilt nur in Verbindung mit Blatt 1 des Zeichengenehmigungsausweises Nr. 40009609.

*This supplement is only valid in conjunction with page 1 of the Certificate No. 40009609.*

## G-Sicherungseinsatz Cartridge fuse-link

Typ(en) / Type(s)

5F

Bemessungsspannung Rated voltage	AC 250 V
Bemessungsstrom Rated current	250 mA; 315 mA; 500 mA; 630 mA; 800 mA; 1 A; 1,25 A; 1,6 A; 2 A; 2,5 A; 3,15 A; 4 A; 5 A; 6,3 A; 8 A; 10 A
Normblatt Standard sheet	2
Maße in mm Dimension in mm	5 x 20
Kennzeichnung der Charakteristik Characteristic symbol	F
Kennzeichnung des Ausschaltvermögens Breaking capacity symbol	L
Bemessungsausschaltvermögen Rated breaking capacity	35 A bzw. 10 x In 35 A resp. 10 x In
Zeit/Strom-Charakteristik Time/current-characteristic	flink quick-acting

Fortsetzung siehe Blatt 3 /  
continued on page 3



# VDE Prüf- und Zertifizierungsinstitut Zeichengenehmigung

Ausweis-Nr. / Blatt /  
Certificate No. / Page  
40009609 3

Name und Sitz des Genehmigungs-Inhabers / *Name and registered seat of the Certificate holder*

XC Electronics (Shen Zhen) Corp. Ltd., Bldg. 11, Jingyuan Ind. Zone, Henggang Town, Longgang Distr., 518115  
SHENZHEN, Guangdong, CHINA

Aktenzeichen / *File ref.*

5003281-1170-0001 / 237219 / CC2 / EUL

letzte Änderung / *updated*

2017-06-30

Datum / *Date*

2004-03-09

Dieses Blatt gilt nur in Verbindung mit Blatt 1 des Zeichengenehmigungsausweises Nr. 40009609.

*This supplement is only valid in conjunction with page 1 of the Certificate No. 40009609.*

Anmerkung

Wahlweise mit Drahtanschlüssen

(nur 1 A; 1,6 A; 2 A und 3,15 A bis 10 A).

Remark

Optional with lead wires

(only 1 A; 1,6 A; 2 A and 3,15 A up to 10 A)

Dieser Zeichengenehmigungs-Ausweis bildet eine Grundlage für die EG-Konformitätserklärung und CE-Kennzeichnung durch den Hersteller oder dessen Bevollmächtigten und bescheinigt die Konformität mit den grundlegenden Schutzanforderungen der **EG-Niederspannungsrichtlinie 2014/35/EU**.

*This Marks Approval is a basis for the EC Declaration of Conformity and the CE Marking by the manufacturer or his agent and proves the conformity with the essential safety requirements of the **EC Low-Voltage Directive 2014/35/EU**.*

VDE Prüf- und Zertifizierungsinstitut GmbH

VDE Testing and Certification Institute

Fachgebiet CC2

Section CC2



# VDE Prüf- und Zertifizierungsinstitut Zeichengenehmigung

Ausweis-Nr. / Beiblatt /  
Certificate No. Supplement  
40009609

Name und Sitz des Genehmigungs-Inhabers / Name and registered seat of the Certificate holder

XC Electronics (Shen Zhen) Corp. Ltd., Bldg. 11, Jingyuan Ind. Zone, Henggang Town, Longgang Distr., 518115  
SHENZHEN, Guangdong, CHINA

Aktenzeichen / File ref.

5003281-1170-0001 / 237219 / CC2 / EUL

letzte Änderung / updated

2017-06-30

Datum / Date

2004-03-09

Dieses Beiblatt ist Bestandteil des Zeichengenehmigungsausweises Nr. 40009609.

*This supplement is part of the Certificate No. 40009609.*

## G-Sicherungseinsatz Cartridge fuse-link

### Fertigungsstätte(n) Place(s) of manufacture

Referenz/Reference  
**30014949**

XC Electronics (Shen Zhen)  
Corp. Ltd.  
Bldg. 11, Jingyuan Ind. Zone  
Henggang Town, Longgang Distr.  
518115 SHENZHEN  
Guangdong  
CHINA

VDE Prüf- und Zertifizierungsinstitut GmbH  
VDE Testing and Certification Institute  
Fachgebiet CC2  
Section CC2





# VDE Prüf- und Zertifizierungsinstitut Zeichengenehmigung

Ausweis-Nr. / Infoblatt /  
Certificate No. / Info sheet  
40009609

Name und Sitz des Genehmigungs-Inhabers / Name and registered seat of the Certificate holder

XC Electronics (Shen Zhen) Corp. Ltd., Bldg. 11, Jingyuan Ind. Zone, Henggang Town, Longgang Distr., 518115  
SHENZHEN, Guangdong, CHINA

Aktenzeichen / File ref.

5003281-1170-0001 / 237219 / CC2 / EUL

letzte Änderung / updated

2017-06-30

Datum / Date

2004-03-09

Dieses Blatt gilt nur in Verbindung mit Blatt 1 des Zeichengenehmigungsausweises Nr. 40009609.

*This supplement is only valid in conjunction with page 1 of the Certificate No. 40009609.*

## **Genehmigung zum Benutzen des auf Seite 1 abgebildeten markenrechtlich geschützten Zeichens des VDE:**

Grundlage für die Benutzung sind die Allgemeinen Geschäftsbedingungen (AGB) der VDE Prüf- und Zertifizierungsinstitut GmbH ([www.vde.com\AGB-Institut](http://www.vde.com\AGB-Institut)). Das Recht zur Benutzung erstreckt sich nur auf die bezeichnete Firma mit den genannten Fertigungsstätten und die oben aufgeführten Produkte mit den zugeordneten Bezeichnungen. Die Fertigungsstätte muss so eingerichtet sein, dass eine gleichmäßige Herstellung der geprüften und zertifizierten Ausführung gewährleistet ist.

Die Genehmigung ist so lange gültig wie die VDE-Bestimmungen gelten, die der Zertifizierung zugrunde gelegen haben, sofern sie nicht auf Grund anderer Bedingungen aus der VDE Prüf- und Zertifizierungsordnung (PM102) zurückgezogen werden muss.

Der Gültigkeitszeitraum einer VDE-GS-Zeichengenehmigung kann auf Antrag verlängert werden. Bei gesetzlichen und / oder normativen Änderungen kann die VDE-GS-Zeichengenehmigung ihre Gültigkeit zu einem früheren als dem angegebenen Datum verlieren.

Produkte, die das Biozid Dimethylfumarat (DMF) enthalten, dürfen gemäß der Kommissionsentscheidung 2009/251/EG nicht mehr in den Verkehr gebracht oder auf dem Markt bereitgestellt werden.

Der VDE-Zeichengenehmigungsausweis wird ausschließlich auf der ersten Seite unterzeichnet.

### **Approval to use the legally protected Mark of the VDE as shown on the first page:**

*Basis for the use are the general terms and conditions of the VDE Testing and Certification Institute ([www.vde.com/terms-institute](http://www.vde.com/terms-institute)). The right to use the mark is granted only to the mentioned company with the named places of manufacture and the listed products with the related type references. The place of manufacture shall be equipped in a way that a constant manufacturing of the certified construction is assured.*

*The approval is valid as long as the VDE specifications are in force, on which the certification is based on, unless it is withdrawn according to the VDE Testing and Certification Procedure (PM102E).*

*The validity period of a VDE-GS-Mark Approval may be prolonged on request. In case of changes in legal and / or normative requirements, the validity period of a VDE-GS-Mark Approval may be shortened.*

*Products containing the biocide dimethylfumarate (DMF) may not be marketed or made available on the EC market according to the Commission Decision 2009/251/EC.*

*The approval is solely signed on the first page.*



UL Online Certifications Directory

[Home](#) [Quick Guide](#) [Contact Us](#) [UL.com](#)

**JDYX2.E249609**  
**Fuses, Supplemental - Component**

**Fuses, Supplemental - Component**

[See General Information for Fuses, Supplemental - Component](#)

XC ELECTRONICS (SHENZHEN) CORP LTD

E249609

BLDG 11

HEAO HENGGANG, JINYUAN INDUSTRY ZONE

SHENZHEN, GUANGDONG 518115 CHINA

**Supplemental fuses**

Cat. No.	Size mm(in)	Amps (A)	Volts (V)	Interrupting Rating (A)
4F	3.6 x 10 (0.14 x 0.39)	0.2 - 6.3	300Vac	50
4T	3.6 x 10 (0.14 x 0.39)	0.2 - 6.3	300Vac	50
5F	5.2 x 20 (0.20 x 0.79)	0.25 - 0.8	250Vac	35
		4	250Vac	40
		5	250Vac	50
		6.3	250Vac	63
		1.0 - 3.15	250Vac	35
6G	6.35 x 31.8 (0.25 x 1.25)	12	125Vac	200
		12	250Vac	200
		15 - 20	125Vac	200
		15 - 20	250Vac	200
6S	6.35 x 31.8 (0.25 x 1.25)	12	125Vac	200
		12	250Vac	200
		15	125Vac	200
		15	250Vac	200
5F	5.2 x 20 (0.20 x 0.79)	1.25	250Vac	35
		8	250Vac	80
		10	250Vac	100
5G	5.2 x 20 (0.20 x 0.79)	12 - 15	250Vac	200
5S	5.2 x 20 (0.20 x 0.79)	12 - 15	250Vac	200
5T	5.2 x 20	0.4 - 1.25	250Vac	35

	(0.20 x 0.79)			
		8	250Vac	80
		10	250Vac	100
5C	5.2 x 20 (0.20 x 0.79)	0.25 - 10	250Vac	1500
5H	5.2 x 20 (0.20 x 0.79)	0.25 - 10	250Vac	1500
5T	5.2 x 20 (0.20 x 0.79)	1.6 - 3.15	250Vac	35
		4	250Vac	40
		5	250Vac	50
		6.3	250Vac	63
		0.25 - 0.315	250Vac	35
		0.5 - 0.8	250Vac	35
		1	250Vac	35
12F	3.2 x 1.6 x 0.65 (0.13 x 0.06 x 0.03)	0.25 - 4	63Vdc	100
		4.5 - 7	32Vdc	100
		8 - 12	24Vdc	150
12T	3.2 x 1.6 x 0.65 (0.13 x 0.06 x 0.03)	0.25 - 4	63Vdc	100
		4.5 - 7	32Vdc	100
		8 - 12	24Vdc	150
5TR	8.35 x 7.2 (0.33 x 0.28)	0.2 - 3.15	250Vac	35
		4	250Vac	40
		5	250Vac	50
		6.3	250Vac	63
2F	2.7 x 7.3 (0.11 x 0.29)	0.25 - 1	250Vac	25
		1.25 - 10	250Vac	25
2T	2.7 x 7.3 (0.11 x 0.29)	0.25 - 1	250Vac	25
		1.25 - 10	250Vac	25
5TR	8.35 x 7.2 (0.33 x 0.28)	0.25 - 3.15	250Vac	35
		3.5 - 4	250Vac	40
		5	250Vac	50
		6 - 6.3	250Vac	63
		0.25 - 6.3	300Vac	100
		0.25 - 6.3	350Vac	100

Marking: Company name or trademark  and model designation.

[Last Updated](#) on 2014-11-13

**JDYX8.E249609**  
**Fuses, Supplemental Certified for Canada - Component**

**Fuses, Supplemental Certified for Canada - Component**

[See General Information for Fuses, Supplemental Certified for Canada - Component](#)

XC ELECTRONICS (SHENZHEN) CORP LTD

E249609

BLDG 11

HEAO HENGGANG, JINYUAN INDUSTRY ZONE

SHENZHEN, GUANGDONG 518115 CHINA

**Supplemental fuses**

Cat. No.	Size mm (in)	Amps (A)	Volts (V)	Interrupting Rating (A)
4F	3.6 x 10 (0.14 x 0.39)	0.2 - 6.3	300Vac	50
4T	3.6 x 10 (0.14 x 0.39)	0.2 - 6.3	300Vac	50
5F	5.2 x 20 (0.20 x 0.79)	0.25 - 0.8	250Vac	35
		4	250Vac	40
		5	250Vac	50
		6.3	250Vac	63
		1.0 - 3.15	250Vac	35
6G	6.35 x 31.8 (0.25 x 1.25)	12	125Vac	200
		12	250Vac	200
		15 - 20	125Vac	200
		15 - 20	250Vac	200
6S	6.35 x 31.8 (0.25 x 1.25)	12	125Vac	200
		12	250Vac	200
		15	125Vac	200
		15	250Vac	200
5F	5.2 x 20 (0.20 x 0.79)	1.25	250Vac	35
		8	250Vac	80
		10	250Vac	100
5G	5.2 x 20 (0.20 x 0.79)	12 - 15	250Vac	200
5S	5.2 x 20 (0.20 x 0.79)	12 - 15	250Vac	200
5T	5.2 x 20 (0.20 x 0.79)	0.4 - 1.25	250Vac	35

		8	250Vac	80
		10	250Vac	100
5C	$\begin{matrix} 5.2 \times 20 \\ (0.20 \times 0.79) \end{matrix}$	0.25 - 10	250Vac	1500
5H	$\begin{matrix} 5.2 \times 20 \\ (0.20 \times 0.79) \end{matrix}$	0.25 - 10	250Vac	1500
5T	$\begin{matrix} 5.2 \times 20 \\ (0.20 \times 0.79) \end{matrix}$	1.6 - 3.15	250Vac	35
		4	250Vac	40
		5	250Vac	50
		6.3	250Vac	63
		0.25 - 0.315	250Vac	35
		0.5 - 0.8	250Vac	35
		1	250Vac	35
12F	$\begin{matrix} 3.2 \times 1.6 \times 0.65 \\ (0.13 \times 0.06 \times 0.03) \end{matrix}$	0.25 - 4	63Vdc	100
		4.5 - 7	32Vdc	100
		8 - 12	24Vdc	150
12T	$\begin{matrix} 3.2 \times 1.6 \times 0.65 \\ (0.13 \times 0.06 \times 0.03) \end{matrix}$	0.25 - 4	63Vdc	100
		4.5 - 7	32Vdc	100
		8 - 12	24Vdc	150
5TR	$\begin{matrix} 8.35 \times 7.2 \\ (0.33 \times 0.28) \end{matrix}$	0.2 - 3.15	250Vac	35
		4	250Vac	40
		5	250Vac	50
		6.3	250Vac	63
2F	$\begin{matrix} 2.7 \times 7.3 \\ (0.11 \times 0.29) \end{matrix}$	0.25 - 1	250Vac	25
		1.25 - 10	250Vac	25
2T	$\begin{matrix} 2.7 \times 7.3 \\ (0.11 \times 0.29) \end{matrix}$	0.25 - 1	250Vac	25
		1.25 - 10	250Vac	25
5TR	$\begin{matrix} 8.35 \times 7.2 \\ (0.33 \times 0.28) \end{matrix}$	0.25 - 3.15	250Vac	35
		3.5 - 4	250Vac	40
		5	250Vac	50
		6 - 6.3	250Vac	63
		0.25 - 6.3	300Vac	100
		0.25 - 6.3	350Vac	100

Marking: Company name or trademark 

model designation and the Recognized Component Mark for Canada, 

[Last Updated](#) on 2014-11-13





# 中国国家强制性产品认证证书

证书编号: 2003010207097826

## 申请人名称及地址

旭程电子(深圳)有限公司  
深圳市龙岗区横岗镇荷坳金源工业区第11栋1-2楼

## 商标:

## 制造商名称及地址

旭程电子(深圳)有限公司  
深圳市龙岗区横岗镇荷坳金源工业区第11栋1-2楼

## 生产企业名称及地址

旭程电子(深圳)有限公司  
深圳市龙岗区横岗镇荷坳金源工业区第11栋1-2楼

## 产品名称和系列、规格、型号

管状熔断体

5F250 F250L250V; 5F315 F315L250V; 5F500 F500L250V; 5F630 F630L250V; 5F800  
F800L250V; 5F1 F1L250V; 5F1.6 F1.6L250V; 5F2 F2L250V; 5F2.5 F2.5L250V; 5F3.15  
F3.15L250V; 5F4 F4L250V; 5F5 F5L250V; 5F6.3 F6.3L250V

## 产品标准和技术要求

GB9364.1-1997, GB9364.2-1997

上述产品符合强制性产品认证实施规则的要求, 特发此证。

发证日期: 2003年12月3日

本证书的有效性依据发证机构的定期监督获得保持。



主任:

李怀林



中国·北京·朝阳区芳草地西街15号 100020 网址: www.cqc.com.cn

A 0100507



平成24年 4月 6日

April 6, 2012

XC ELECTRONICS (SHENZHEN) CORP., LTD.  
GENERAL MANAGER HUANG QIBO

東京都渋谷区代々木5-14-12  
一般財団法人 電気安全環境研究所  
製品認証部

5-14-12, Yoyogi, Shibuya-Ku, Tokyo  
Japan Electrical Safety & Environment technology Laboratories(JET)  
Product Certification Division

平成24年 2月23日 付けでお申込みいただきました下記の特定期間電気用品に  
つきましては、同封の適合性同等検査合格書のとおり平成24年 4月 6日付  
にて交付され、平成31年 4月 5日 まで有効であることをお知らせします。

I hereby inform you that with respect to the application of Feb 23, 2012, for conformity assessment for the  
specified product hereunder, the certificate, as enclosed herewith, was issued on Apr 6, 2012 and the term  
of validity of this certificate is from the date of its issue to Apr 5, 2019.

### 記

1. 受付番号 : A11T1304  
Project No.

2. 特定期間電気用品名 : 管形ヒューズ  
Name of Product Cartridge fuses

3. 製品の型 : 5F  
Model

4. 合格書番号 : JET5173-31003-2003  
Statement Number

5. 製造工場名 (Manufacturer)

住所 : NO.11 BUILDING HEAO JINYUAN INDUSTRY ZONE HENGGANG,  
Address SHENZHEN, CHINA

氏名又は名称 : XC ELECTRONICS (SHENZHEN) CORP., LTD.  
Name

6. 型式 : (Type)

250V, 1A, 銅合金1, 充てん物なし, ガラス筒, 筒形端子, 排気孔なし, 溶断表  
示なし, 電子機器用, 遮断電流35A

# 適合性同等検査合格書

Statement of Conformity Assessment

電気用品安全法第8条第1項に規定する技術基準及び同法第9条第2項の経済産業省令で定める基準（法第9条第1項第2号に係る検査に係るものに限る）に適合していることを証明します

I hereby certify that the product mentioned below complies with the technical requirements stipulated in Paragraph 1 of Article 8 of Electrical Appliance and Material Safety Law (hereunder referred to as the Law) and the requirements defined by the ordinance of the Ministry of Economy, Trade and Industry based on Paragraph 2 of Article 9 of the Law (limited to Item 2 of Paragraph 1 of Article 9 for Inspection of the Law).

1. 合格書番号: JET5173-31003-2003  
Statement Number
2. 交付年月日: 平成24年4月6日  
Effective Date April 6, 2012
3. 有効年月日: 平成31年4月5日  
Date of Validity April 5, 2019
4. 申込者名 (Applicant)  
住 所: NO. 11 BUILDING HEAO JINYUAN INDUSTRY ZONE  
Address HENGGANG, SHENZHEN, CHINA

氏名又は名称: XC ELECTRONICS (SHENZHEN) CORP., LTD.  
Name

5. 特定電気用品名: 管形ヒューズ  
Name of Product Cartridge fuses
6. 型式の区分: 別紙のとおり  
Type Classification See attached "Type Classification"
7. 製造工場名 (Manufacturer)  
住 所: NO. 11 BUILDING HEAO JINYUAN INDUSTRY ZONE  
Address HENGGANG, SHENZHEN, CHINA

氏名又は名称: XC ELECTRONICS (SHENZHEN) CORP., LTD.  
Name

8. 適用試験規格: 電気用品の技術上の基準を定める省令第2項  
Applied Standard for Testing Article 2 of The Technical Requirements of the METI Ordinance  
J60127-1 (H22) 及び J60127-2 (H20)  
J60127-1 (H22) and J60127-2 (H20)

9. 適合性検査の方法: (Testing Method for Conformity Assessment)

- 1) 試験用の特定電気用品については、電気用品の技術上の基準を定める省令に定める方法

With respect to testing for Category A products, the testing method is based on the technical requirements of the Electrical Appliance and Material stipulated in the METI Ordinance.

- 2) 当該特定電気用品に係る届出事業者又は事業場における検査設備については、電気用品安全法施行規則別表第四の検査設備の欄に掲げる検査設備ごとにそれぞれ同表の技術上の基準の欄に掲げる方法

With respect to inspection facilities required for Category A products at the factory, Testing Method described in the column of the technical requirements for each inspection facilities in the column of inspection facilities is shown in the Appendix 4 of Enforcement Regulations of the Law.

一般財団法人 電気安全環境研究所  
Japan Electrical Safety & Environment technology Laboratories (JET)

理事長 末廣 恵雄  
President Shigeo Suehiro

東京都渋谷区代々木5-14-12 (5-14-12, Yoyogi, Shibuya-ku, Tokyo)



# 適合性同等検査合格書別紙

Statement of Conformity Assessment

## 型式の区分

Type Classification

要素 Factor	区分 Classification
定格電圧 Rated voltage	(2) 125Vを超えるもの Exceeding 125V
定格電流（定格電流表示のあるものの場合に限る。） Rated current (limited to those with rated current markings)	(1) 5 A以下のもの 5A or less
可溶体の主材料 Fuse element materials	(5) 銅のもの Copper
可溶体の数 Number of fuse elements	(1) 1のもの One
内部充てん物 Filler materials	(2) ないもの Without filler materials
筒（内筒を除く。）の材料（管形ヒューズ、筒形ヒューズ及びその他の包装ヒューズの場合に限る。） Outer cartridge materials (limited to cartridge fuses, tubular fuses, and other enclosed fuses)	(3) 磁器のもの又はガラスのもの Ceramic or glass
端子（栓形ヒューズの場合を除く。） Terminals (excluding plug fuse (formerly known as end contact plug fuses))	(2) 筒形のもの Tubular terminal
排気孔 Exhausting opening	(2) ないもの Without exhausting opening
溶断の表示 Blowout fuse indicator	(2) ないもの Without blowout fuse indicator
用途 Application	(2) 電子機器用のもの For use in electric appliances
定格遮断電流 Rated breaking capacity	(1) 100 A以下のもの 100A or less

合格書番号 : J E T 5 1 7 3 - 3 1 0 0 3 - 2 0 0 3



접수번호 : 10-1920-7000  
(Receipt No.)



# 전기용품안전인증서

## Electrical Appliances Safety Certificate

안전인증번호 : SU05031-10026  
(Certificate No.)

제조업자명 : XC Electronics(Shenzhen) Corp. Ltd.  
(Factory)

대표자명 : Qibo Huang  
(President)

제조공장의  
소재지 : Bldg.11, Jinyuan Ind. Zone, Henggang Town, Longgang Distr.  
(Factory Address) 518115 Shen zhen Guangdong P.R.CHINA

제품명 : 퓨즈(Cartridge fuse-link)  
(Product)

기본모델명 : 5F F2L250V  
(Basic Model)

정격 : F2A, L, 250V  
(Rating)

파생모델명 : 5F F1L250V, 5F F1.25L250V, 5F F1.6L250V, 5F F2.5L250V  
(Series Model)

적용기준 : K60127-1(2008-12), K60127-2(2006-11)  
(Standard)

「전기용품안전 관리법 시행규칙」 제6조제2항에 따라 위의 전기용품에 대하여 안전인증서를 발급합니다.

We Issue Electrical Appliances Safety Certification as above product by Article 6 Section 2 of the Electrical Appliances Safety Control Law Enforcement Regulation.

2011년 01월 21일  
year month day

**ktl**

한국산업기술시험원장

KOREA TESTING LABORATORY



※ 이 인증서는 「전기용품안전 관리법」에 따른 전기용품 안전성 확인에 한정된 것이며, 그 밖의 다른 법률이 적용되는 제품의 경우에는 해당 법률에 따라 추가로 인증·허가 등을 받아야 합니다.

첨부 : 1. 안전관리부품 및 재질목록 (List of Critical Components)  
(Annex) 2. 기본모델·파생모델의 내용 (General Descriptions of Certified Products)  
3. 전기용품안전인증의 변경 현황 (Status of Certificate Revisions)