

GENERAL TOLERANCES (±)		
RANGE OF NOMINAL SIZE	PART	ASSEMBLY
UP TO 10 INCL.	1.0	1.5
OVER 10 TO 120 INCL.	1.5	2.5

RELIABILITY SPECIFICATIONS

TEST ITEMS	TEST CONDITIONS	DURATION	STANDARDS
HIGH TEMP-OPERATION TEST	TEMP: +80°C VOLTAGE: +5.6V RESISTER CONNECTED SERIAL: 5.6kΩ	1000 h	1. RESISTANCE CHARACTERISTICS: (1) 4852 ± 308 Ω (AT 0°C) (2) 2341 ± 216 Ω (AT +15°C) 2. INSULATION RESISTANCE: 1MΩ MIN. (AT 500V DC) 3. APPEARANCE: SHALL BE FROM REMARKABLE RUSTS AND DAMAGE.
LOW TEMP. OPERATION TEST	TEMP.: -30°C VOLTAGE: +4.4V RESISTER CONNECTED SERIAL: 5.6kΩ	1000 h	
HIGH TEMP. & HIGH HUMIDITY STORAGE TEST	TEMP.: +65°C HUMIDITY: 90-95%RH VOLTAGE: +5.6V RESISTER CONNECTED SERIAL: 5.6kΩ	500 h	
HIGH TEMP. STORAGE TEST	TEMP.: +80°C	1000 h	
LOW TEMP. STORAGE TEST	TEMP.: -40°C	1000 h	
HEAT SHOCK TEST	-30°C(0.5h) ↔ +80°C(0.5h)	1000 CYCLES	
WATER RESISTANCE TEST	SUBMERGING IN THE WATER AT NORMAL TEMP. WITH 30mm MIN. FROM THE TOP UNDER THE WATER	30 min.	
VIBRATION DURABILITY TEST	THE TEST SHALL BE CONDUCTED WITH FIXING THE SENSOR ALUMINUM CASE, PROJECTION OF COVER AND THE HARNESS OF 50mm POINT THE ALUMINUM CASE UNDER THE FOLLOWING CONDITIONS. 5Hz ~ 10Hz : 15mm(P-P) 10Hz ~ 120Hz : 24,5m/s ² 120Hz ~ 150Hz : 14,7m/s ² 150Hz ~ 500Hz : 9,8m/s ²	66 h FOR EACH DIRECTIONS	

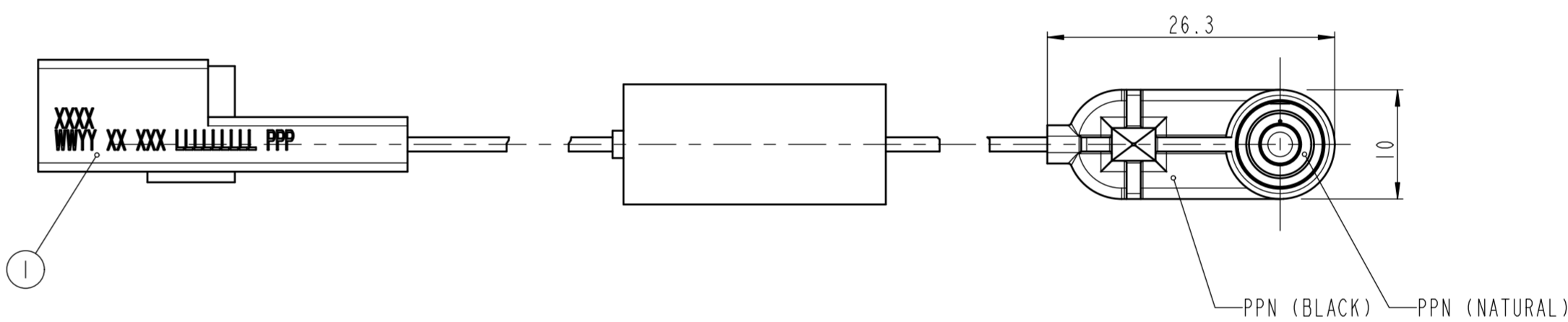
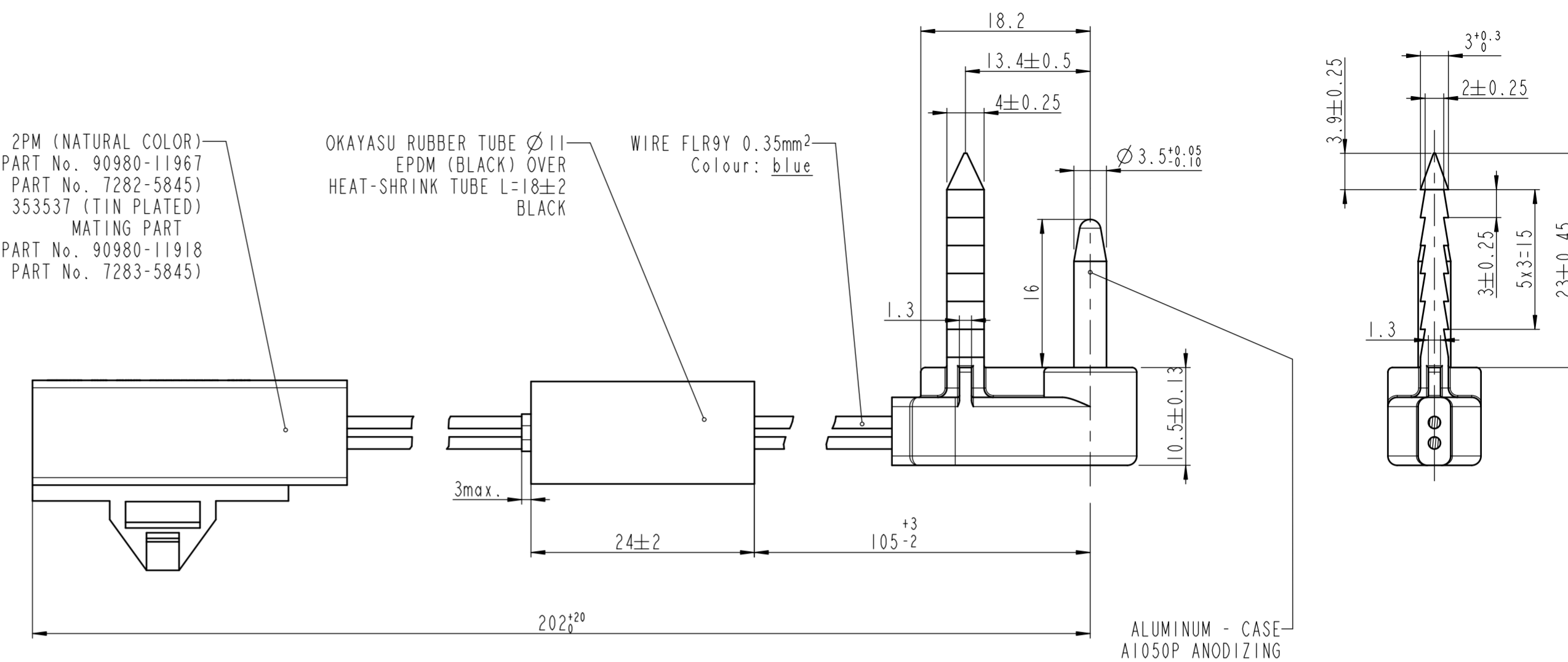
SPECIFICATION

ITEMS	STANDARD REQUIREMENTS	REMARKS
OPERATING TEMPERATURE RANGE	-30 TO +80°C	---
STORAGE TEMPERATURE RANGE	-40 TO +80°C	---
ALLOWABLE OPERATION CURRENT	0.8mA MAX.	AT +25°C
RESISTANCE	R _{0°} 4852 ± 62 Ω	AT 0°C
	R _{15°} 2341 ± 94 Ω	AT +15°C
B CONSTANT	R _{0°} /R _{15°} (3820K)	CALCULATED BY THE RESISTANCES AT 0°C AND 15°C
INSULATION RESISTANCE (BETWEEN WATER AND TERMINAL)	100MΩ MIN.	AT 500V MEGGER WITH 30mm MIN. FROM THE TOP UNDER THE WATER
RESPONSE TIME	3 ± 1s	THE TIME REACHING TO THE RESISTANCE AT 40.8°C, WHEN THE THERMISTOR IS THROWN INTO THE WATER AT 50°C FROM 25°C.

CONNECTOR, 2PM (NATURAL COLOR)
 TOYOTA PART No. 90980-11967
 (YAZAKI PART No. 7282-5845)
 TERMINAL AMP 353537 (TIN PLATED)
 MATING PART
 TOYOTA PART No. 90980-11918
 (YAZAKI PART No. 7283-5845)

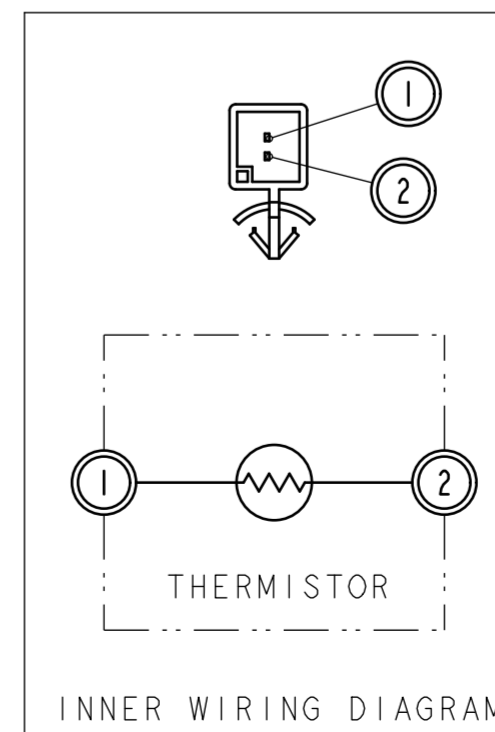
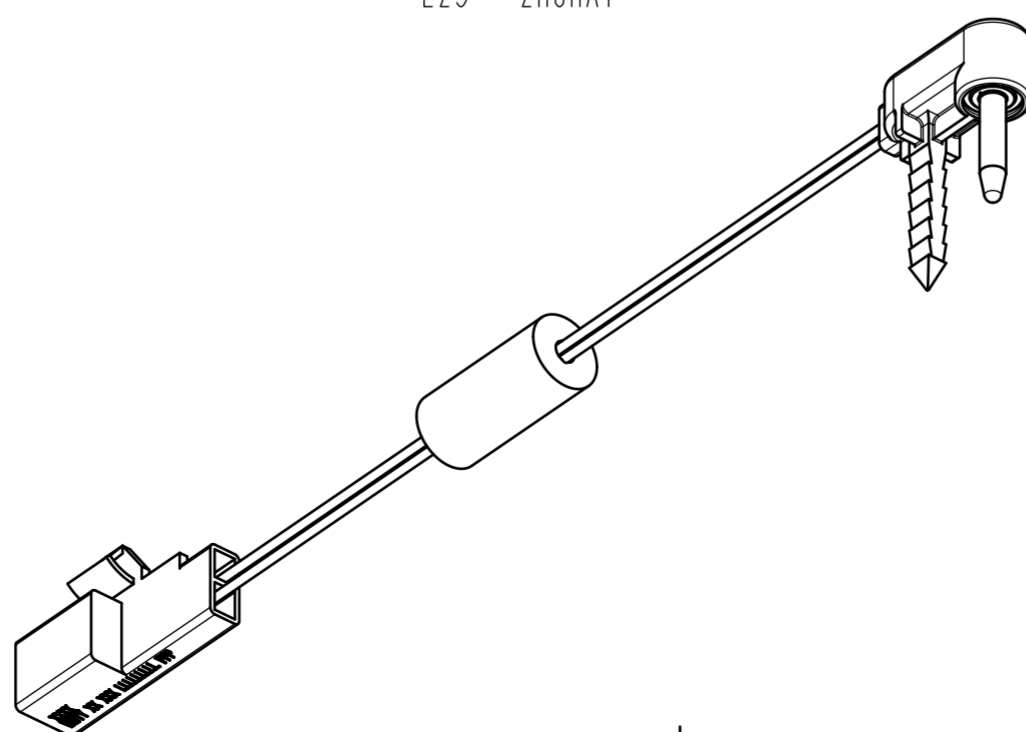
OKAYASU RUBBER TUBE Ø11
 EPDM (BLACK) OVER
 HEAT-SHRINK TUBE L=18±2
 BLACK

WIRE FLR9Y 0.35mm²
 Colour: blue



- ① PRINTED MARKING
 DATE MANUFACTURING: WYYY
 INDEX: XX
 PART- No.: XXX
 LOT-No.: LLLLLLLLL
 PRODUCTION LOCATION PPP
 AX3 - BATAM
 ACB - BERLIN
 EZ3 - ZHUHAI

◉ CONTROL DIMENSION



01	.	Zeichnung erstellt / DRAWING CREATED	10.06.2014	Rogge
Drawing Index	Kd. - / CUSTOMER Index	Aenderung / CHANGE	Datum / DATE	Name / NAME
Dimension: mm		Vervielfältigung, Weitergabe und Verwertung dieser Unterlagen und Mitteilung ihres Inhalts, sind ohne ausdrückliche Erlaubnis nicht gestattet. Zuwiderhandlungen verpflichten zu Schadenersatz. Alle Rechte für den Fall der Patentverletzung oder Gebrauchsmustererlangung vorbehalten. The copying, distribution and utilization of this document as well as the communication of its contents to others without expressed authorization is prohibited. Offenders will be held liable for payment the damage. All rights reserved in the event of the grant of a patent, utility model or ornamental design registration. Copyright (C) TDK-EPC AG & Co. KG 2011 - All rights reserved.		
CAD - Zeichnung / Datei CAD-DRAWING / FILE SENSOR_KD		-		
Nicht tolerierte Masse / UNDIMENSIONED TOLERANCE see tab "GENERAL TOLERANCES"		Maststab / SCALE 2:1		
A2	Datum / DATE	Name / NAME		EVAPORATOR SENSOR
Bearb. / DWG.	10.06.2014	Rogge		BYD
Gepr. / CHK.	-	-		-
Mat.-Nummer / MAT.-NUMBER:		Kunden-Nummer / CUSTOMER-NUMBER:		Bl. / von --
TDK-EPC AG & Co. KG		B58 100A 845A		von --