



# TAI-SAW TECHNOLOGY CO., LTD.

No. 3, Industrial 2nd Rd., Ping-Chen Industrial District,  
Taoyuan, 324, Taiwan, R.O.C.

TEL: 886-3-4690038 FAX: 886-3-4697532

E-mail: [tstsales@mail.taisaw.com](mailto:tstsales@mail.taisaw.com) Web: [www.taisaw.com](http://www.taisaw.com)


## Product Specifications Approval Sheet

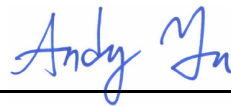
Product Name: SAW FILTER 1575.42 MHz SMD 3.0×3.0mm For GPS

TST Parts No.:TA1575IG

Customer Parts No.:\_\_\_\_\_

Customer signature required
Company:_____
Division:_____
Approved by :_____
Date:_____

Checked by:\_\_\_\_\_ Anne Chen 

Approval by:\_\_\_\_\_ Andy Yu 

Date:\_\_\_\_\_ 2019/01/02

1. Customer signed back is required before TST can proceed with sample build and receive orders.
2. Orders received without customer signed back will be regarded as agreement on the specifications.
3. Any specifications changes must be approved upon by both parties and a new revision of specifications shall be released to reflect the changes



# TAI-SAW TECHNOLOGY CO., LTD.

No. 3, Industrial 2nd Rd., Ping-Chen Industrial District,  
Taoyuan, 324, Taiwan, R.O.C.

TEL: 886-3-4690038 FAX: 886-3-4697532

E-mail: [tstsales@mail.taisaw.com](mailto:tstsales@mail.taisaw.com) Web: [www.taisaw.com](http://www.taisaw.com)

## SAW Filter 1575.42 MHz For GPS ~ LOW LOSS~

MODEL NO.: TA1575IG

REV. 7.0

### A. MAXIMUM RATING:

1. Input Power Level: 10 dBm
2. DC Voltage : 0 V
3. Operating Temperature:-40 °C to +85 °C
4. Storage Temperature: -50 °C to +100 °C
5. Moisture Sensitive Level: Level 1 (MSL1)

RoHS Compliant  
Lead free  
Lead-free soldering

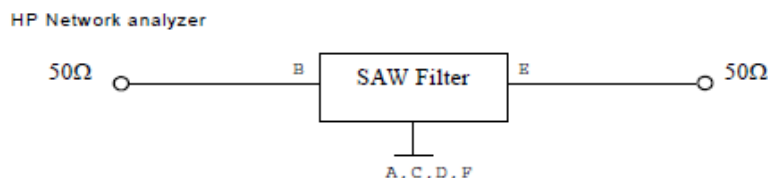
Electrostatic Sensitive Device (ESD)

### B. ELECTRICAL CHARACTERISTICS:

Item	Min	Typ.	Max
<b>Center Frequency</b>		1572.42dB	
<b>Insertion Loss</b> (1574.22 ~ 1576.62 MHz)		1.5dB	2.0dB
<b>Amplitude Ripple</b> (1572.22 ~ 1576.62 MHz)		0.15dB	1.0dB
<b>Attenuation (Reference level from 0 dB)</b>			
DC ~ 1382 MHz	37dB	40dB	
1382 ~ 1397 MHz	40dB	47dB	
1397 ~ 1478 MHz	40dB	45dB	
1478 ~ 1487 MHz	40dB	47dB	
1487 ~ 1500 MHz	30dB	52dB	
1625 ~ 1640 MHz	30dB	49dB	
1640 ~ 2000 MHz	38dB	42dB	
2000 ~ 3000 MHz	33dB	38.5dB	
<b>VSWR</b> within 1574.22 ~ 1576.62 MHz		1.1	2.0
<b>Source impedance</b>		50Ω	
<b>Load impedance</b>		50Ω	

Note1.No matching network required for operation at 50Ω

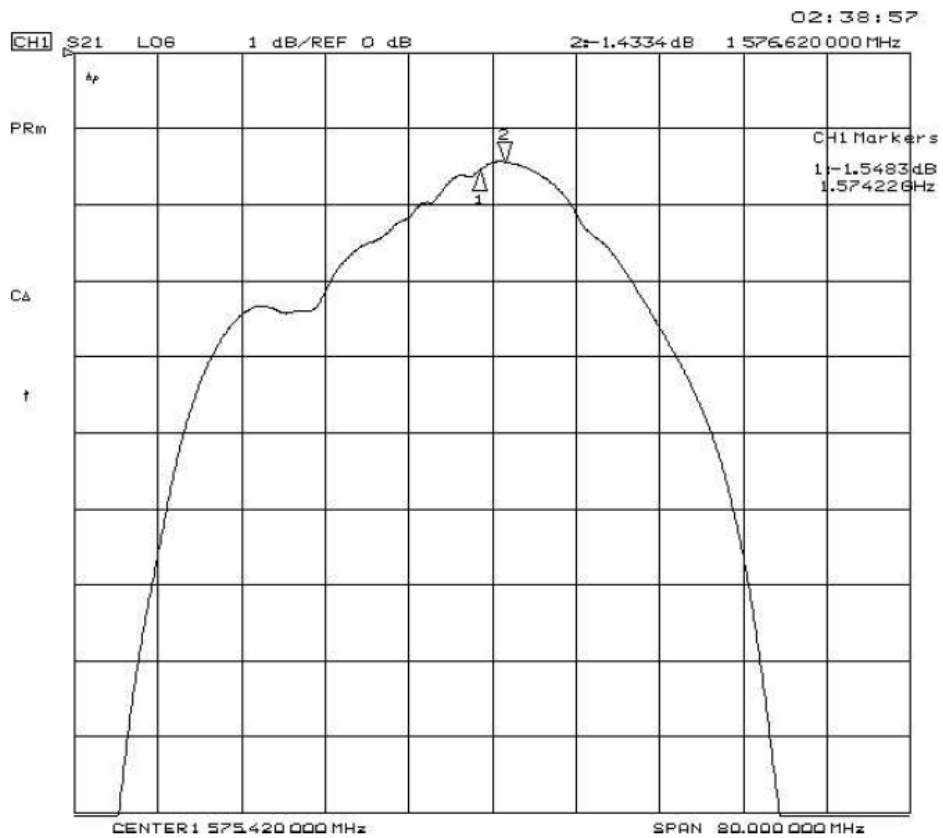
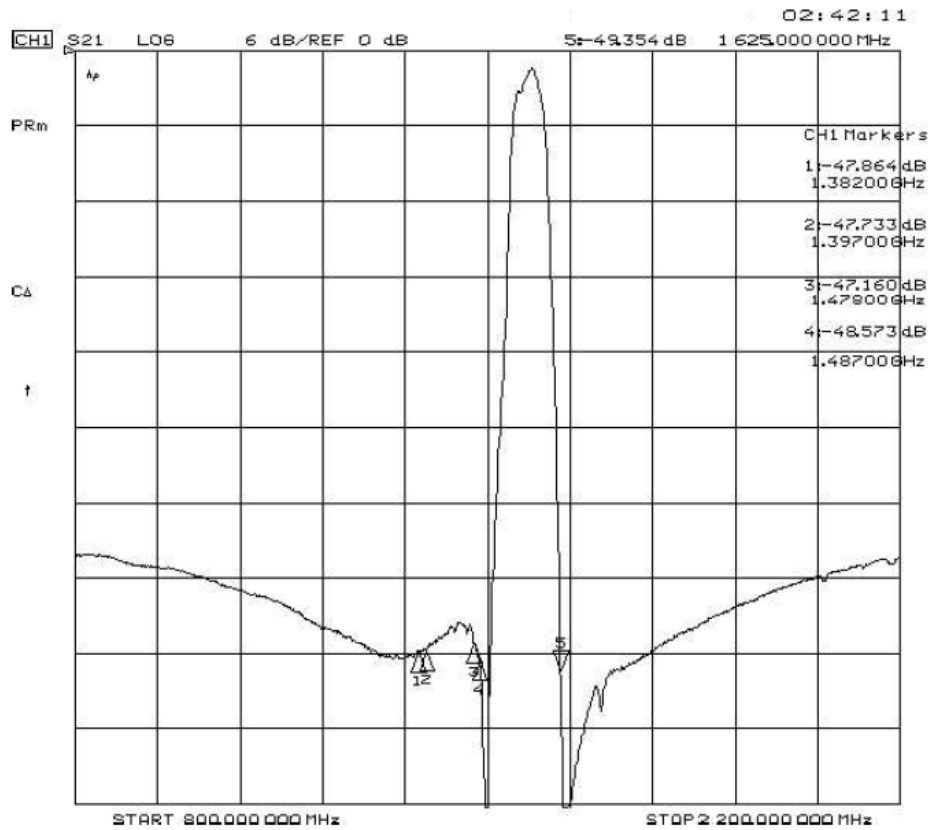
### C. MEASUREMENT CIRCUIT :



TAI-SAW TECHNOLOGY CO., LTD.

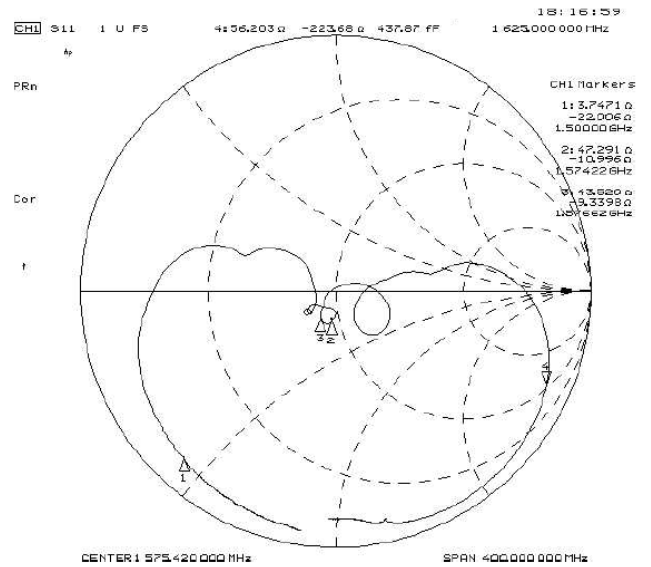
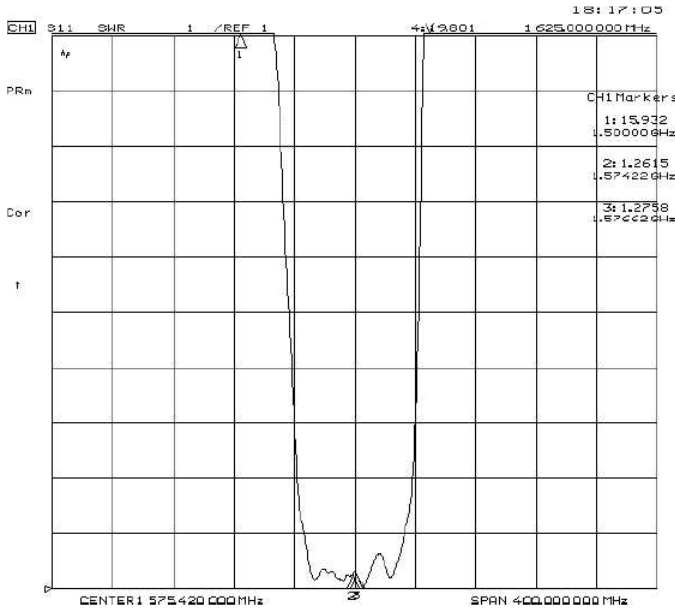
TST DCC  
Release document

**D. FREQUENCY CHARACTERISTICS:**

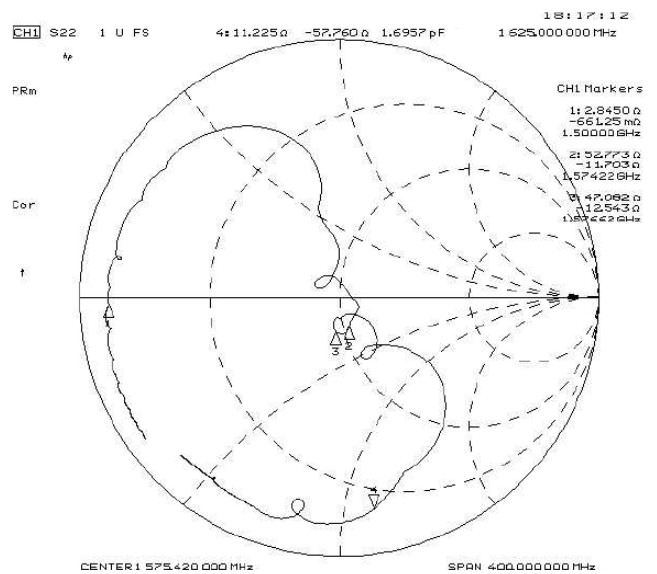
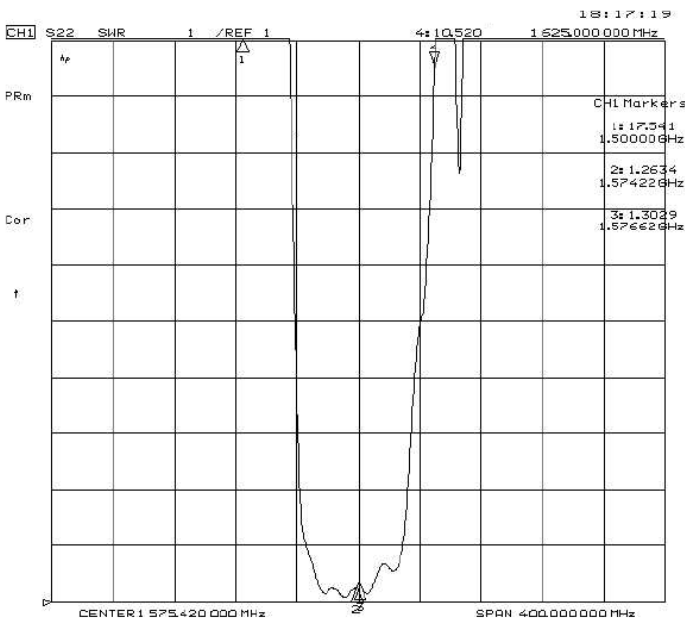


# E. REFLECTIONS FUNCTIONS:

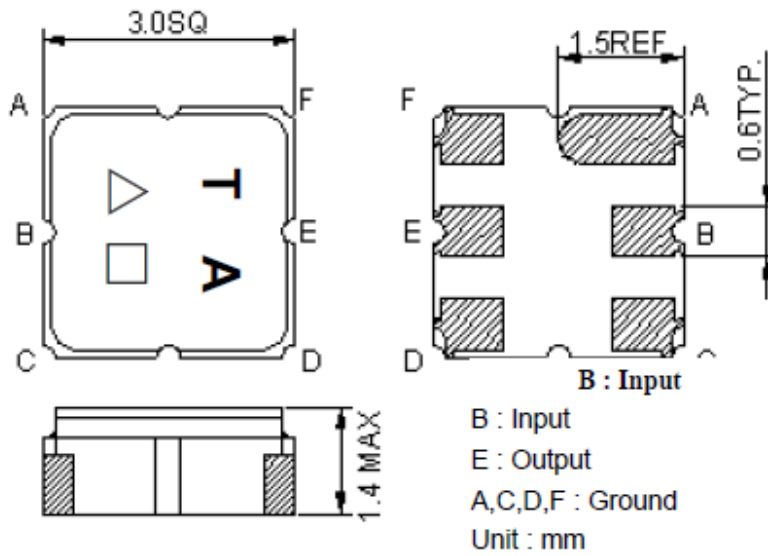
## S11 VSWR



## S22 VSWR



**F. OUTLINE DRAWING :**



Marking name : TA

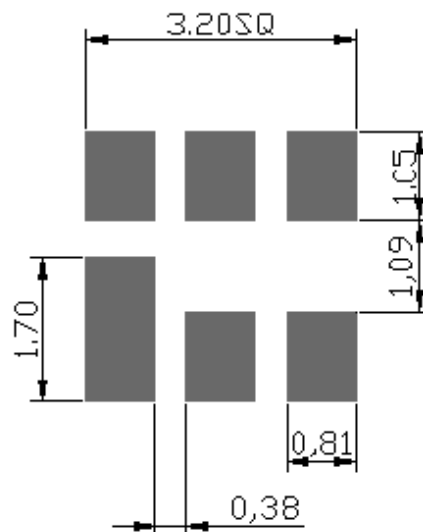
△ : year code( 2011→1, 2019→9.)

□ : Date code ((W01→A,...W26→Z,...W52→z))

**Date Code Table:**

WK01	WK02	WK03	WK04	WK05	WK06	WK07	WK08	WK09	WK10	WK11	WK12	WK13
A	B	C	D	E	F	G	H	I	J	K	L	M
WK14	WK15	WK16	WK17	WK18	WK19	WK20	WK21	WK22	WK23	WK24	WK25	WK26
N	O	P	Q	R	S	T	U	V	W	X	Y	Z
WK27	WK28	WK29	WK30	WK31	WK32	WK33	WK34	WK35	WK36	WK37	WK38	WK39
a	b	c	d	e	f	g	h	i	j	k	l	m
WK40	WK41	WK42	WK43	WK44	WK45	WK46	WK47	WK48	WK49	WK50	WK51	WK52
n	o	p	q	r	s	t	u	v	w	x	y	z

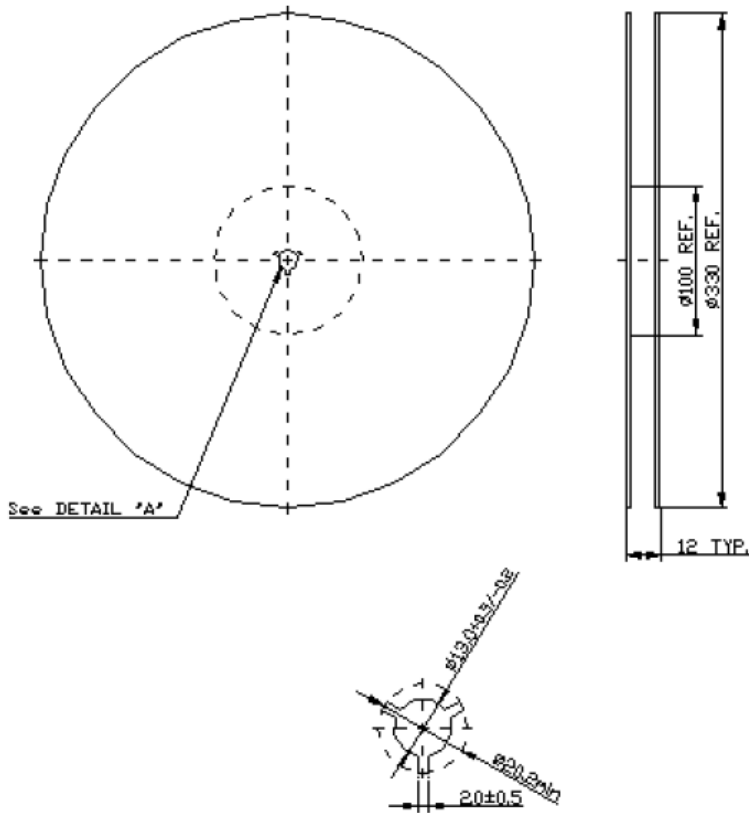
**G. PCB FOOTPRINT :**



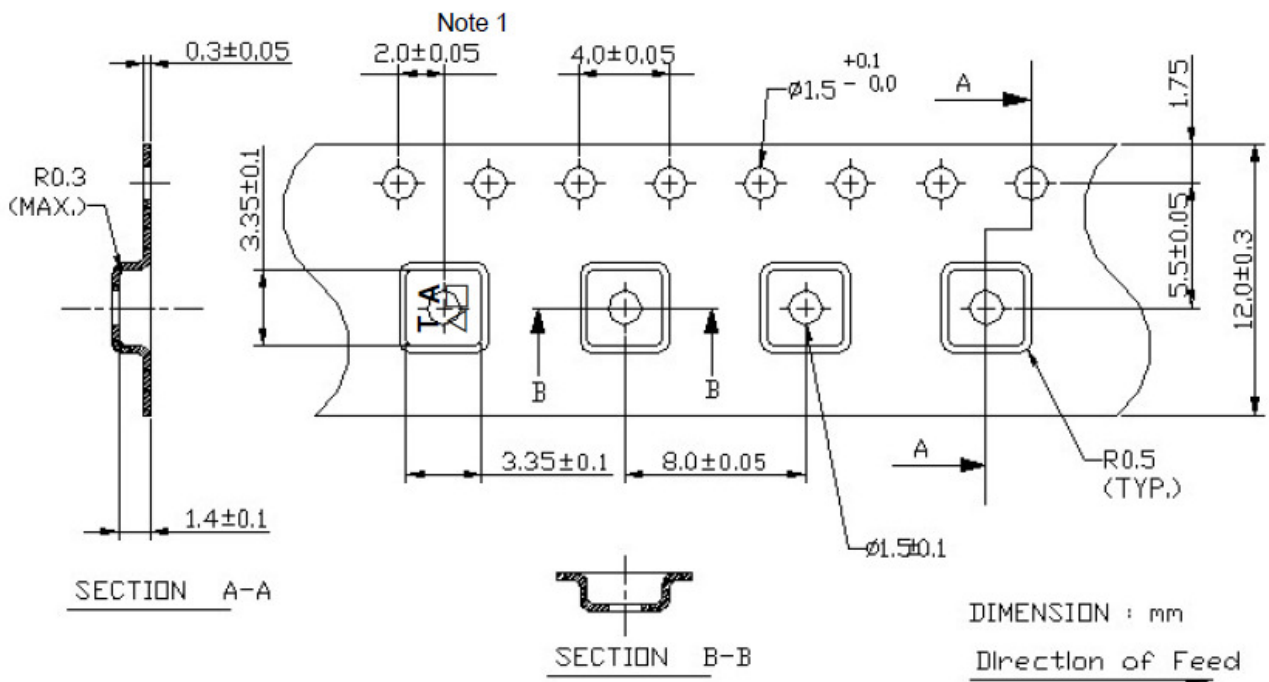
**H. PACKING:**

1. REEL DIMENSION (Reel Count : 7"=1000 ; 13"=3000)

(Please refer to FR-75D10 for packing quantity)



**2. TAPE DIMENSION**



## **I. RECOMMENDED REFLOW PROFILE:**

1. Preheating shall be fixed at 150~180°C for 60~90 seconds.
2. Ascending time to preheating temperature 150°C shall be 30 seconds min.
3. Heating shall be fixed at 220°C for 50~80 seconds and at 245~260°C peak (min.10sec).
4. Time: 2 times.

