



TAI-SAW TECHNOLOGY CO., LTD.

No. 3, Industrial 2nd Rd., Ping-Chen Industrial District,
Taoyuan, 324, Taiwan, R.O.C.

TEL: 886-3-4690038 FAX: 886-3-4697532

E-mail: tstsales@mail.taisaw.com Web: www.taisaw.com

Product Specifications Approval Sheet


Product Description: SAW Filter 895 MHz SMD 3.0x3.0 mm (BW=2 MHz)

TST Part No.: TA1427A

Customer Part No.: _____

Customer signature required
Company: _____
Division: _____
Approved by : _____
Date: _____

Checked by: _____ David Chang 張閱智

Approved by: _____ Francis Chen 

Date: _____ 2011/10/13

1. Customer signed back is required before TST can proceed with sample build and receive orders.
2. Orders received without customer signed back will be regarded as agreement on the specifications.
3. Any specifications changes must be approved upon by both parties and a new revision of specifications shall be released to reflect the changes.



TAI-SAW TECHNOLOGY CO., LTD.

No. 3, Industrial 2nd Rd., Ping-Chen Industrial District,
Taoyuan, 324, Taiwan, R.O.C.

TEL: 886-3-4690038 FAX: 886-3-4697532

E-mail: tstsales@mail.taisaw.com Web: www.taisaw.com

SAW Filter 895 MHz

MODEL NO.:TA1427A

REV. NO.:1

A. MAXIMUM RATING:

1. Input Power Level: 15 dBm
2. DC Voltage: 5V
3. Operating Temperature: -40°C to +85°C
4. Storage Temperature: -40°C to +85°C

RoHS Compliant
Lead free
Lead-free soldering

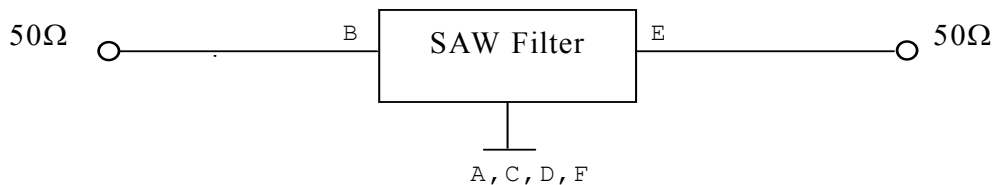
Electrostatic Sensitive Device (ESD)

B. ELECTRICAL CHARACTERISTICS:

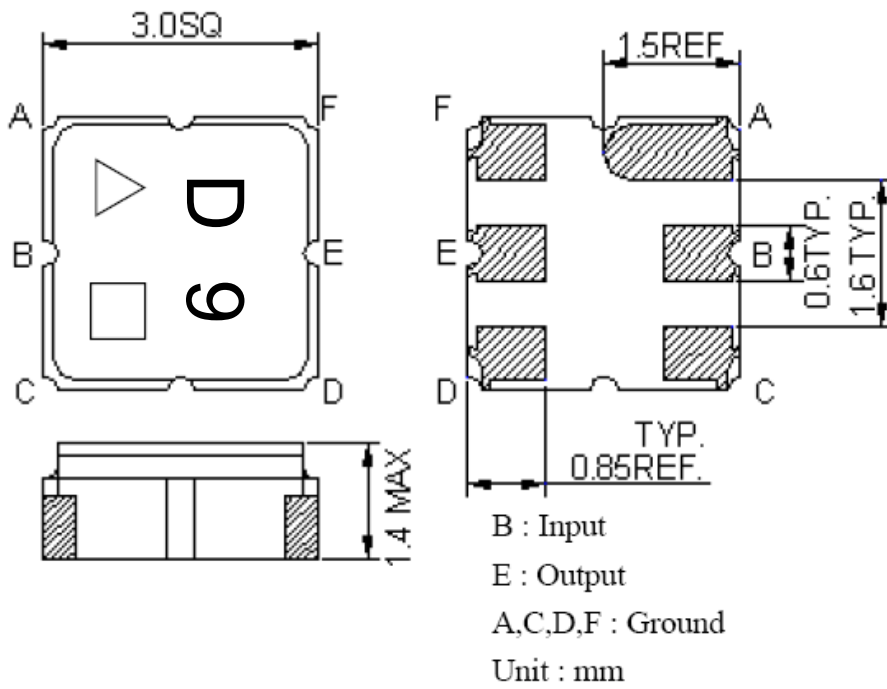
Item	Unit	Min.	Typ.	Max.
Center frequency Fc	MHz	-	895	-
Insertion Loss (894~896 MHz) IL	dB	-	2.6	3.2
Amplitude Ripple (894~896 MHz)	dB	-	0.3	1.2
Input/Output Return Loss (894~896 MHz)	dB	9	12	-
Attenuation (Reference level from 0 dB)				
10 ~ 851 MHz	dB	40	56	-
1030 ~ 1100 MHz	dB	40	54	-
1100 ~ 2600 MHz	dB	25	33	-
Temperature coefficient of frequency TCf	ppm /°C	-	-36	-

C. MEASUREMENT CIRCUIT:

HP Network analyzer



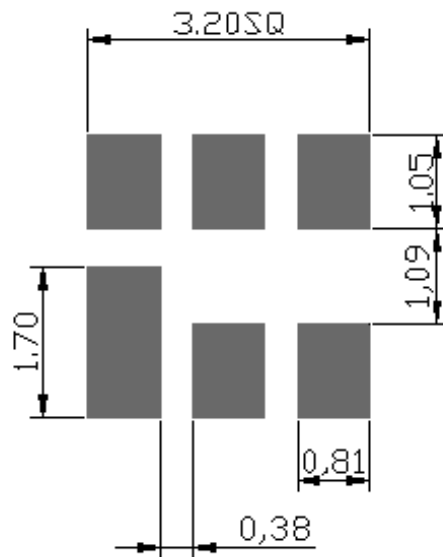
D. OUTLINE DRAWING:



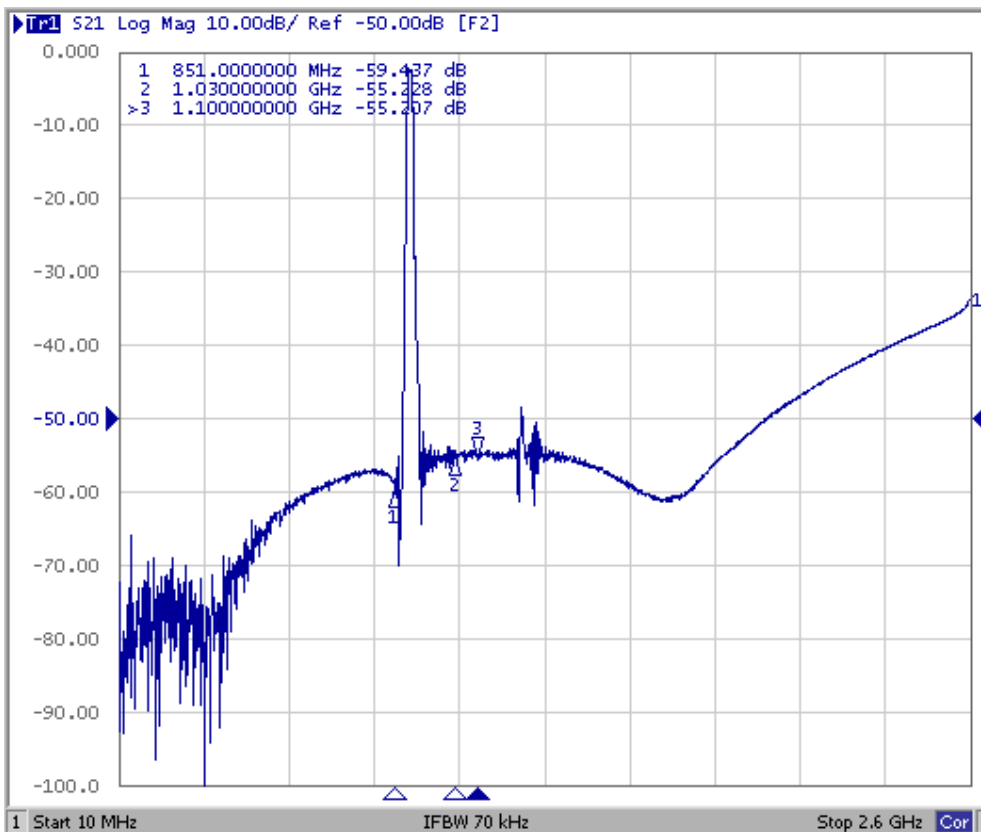
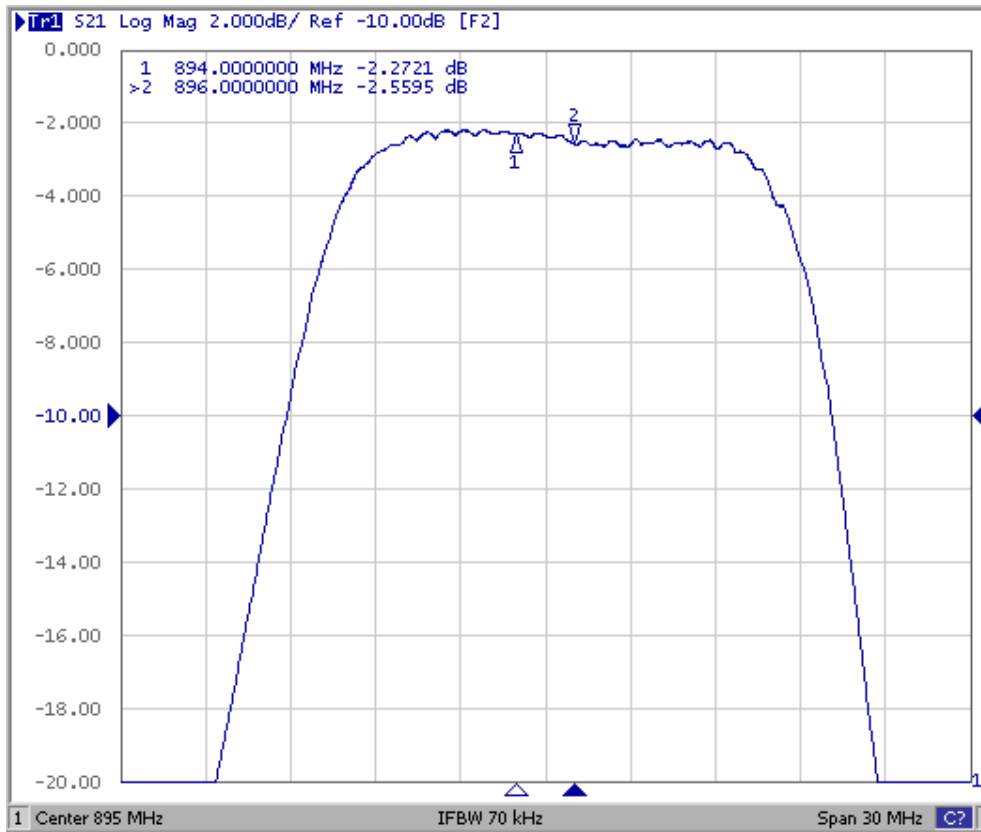
△ : Year Code (2011->1, ..., 2020->0)

□ : Date Code (Follow the table from planner each year)

E. PCB Footprint:

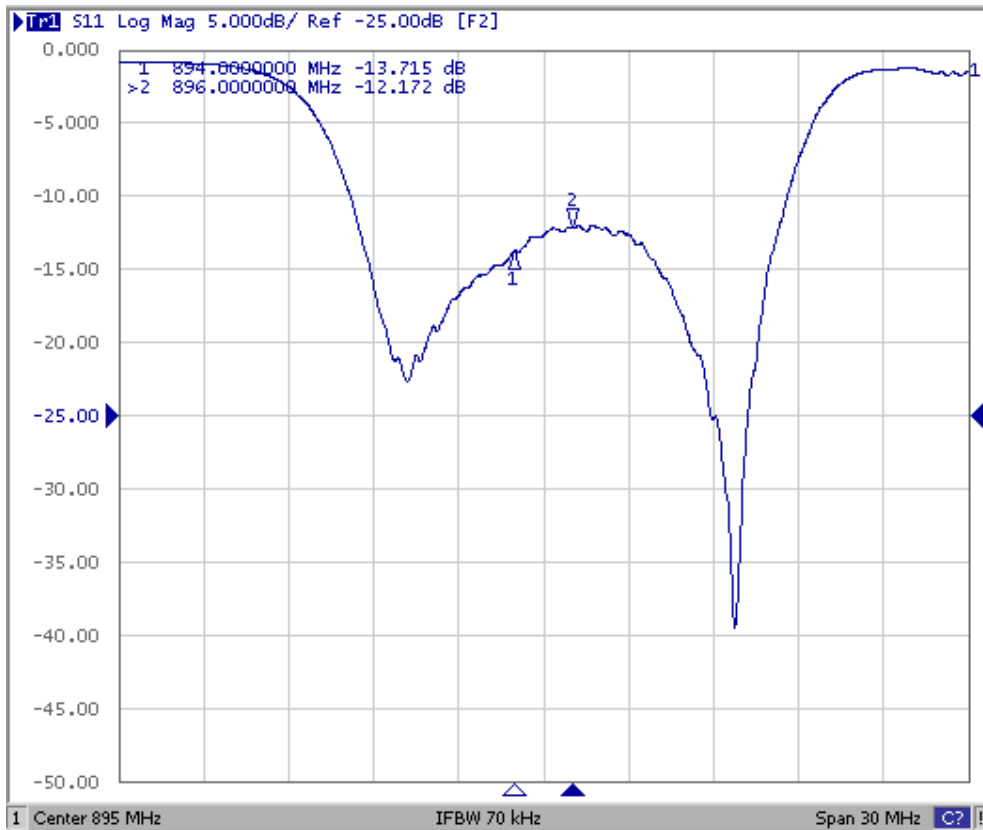


F. Frequency Characteristics:

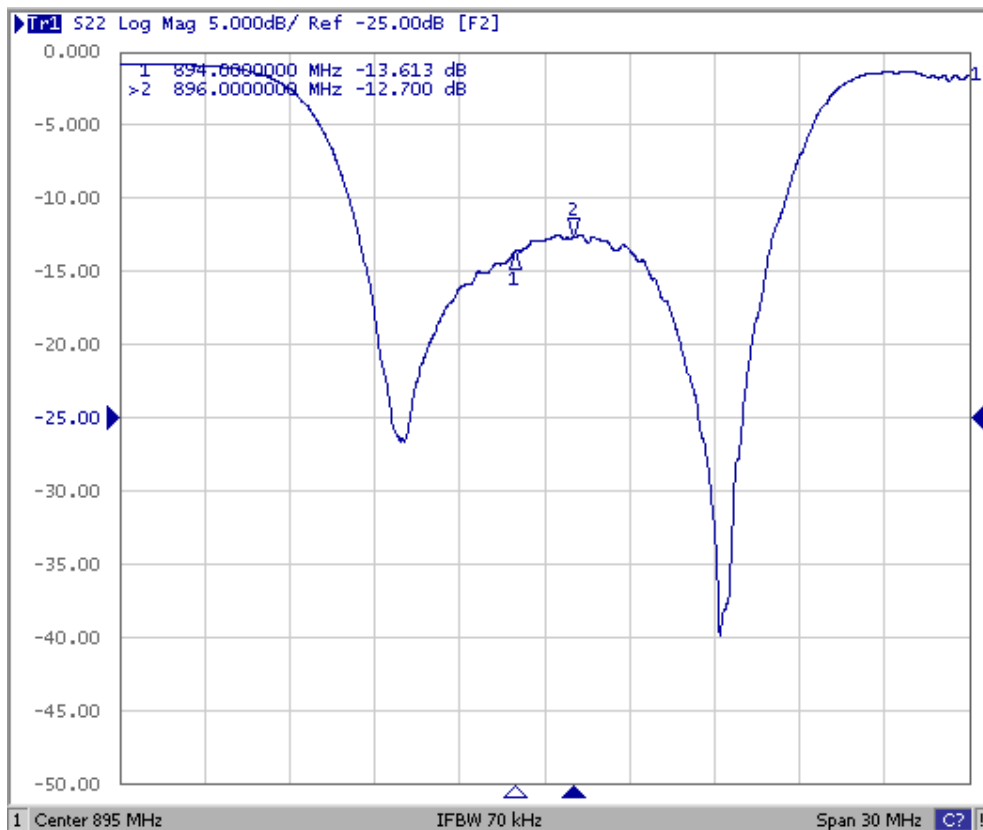


Reflection Functions:

S11

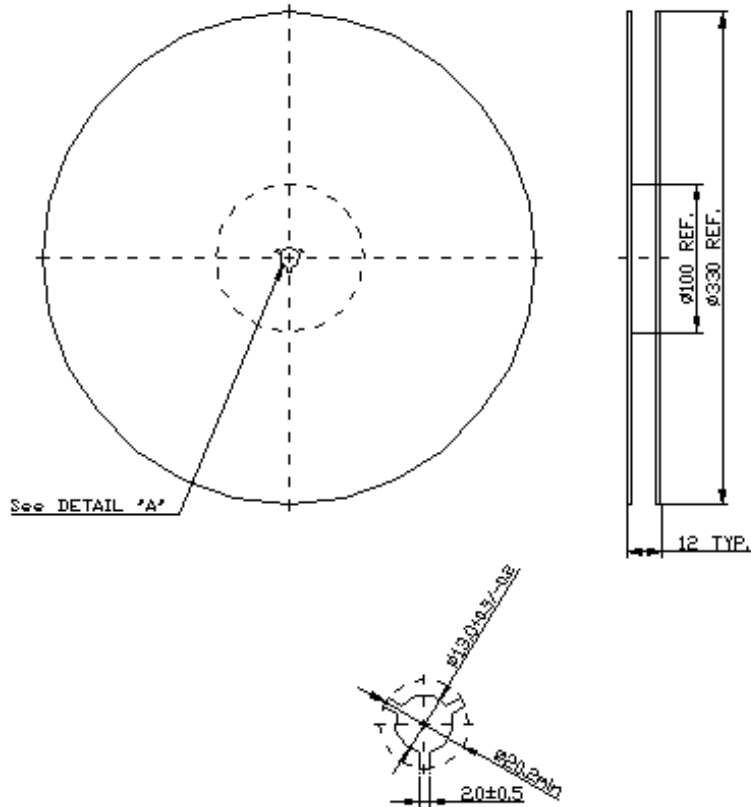


S22

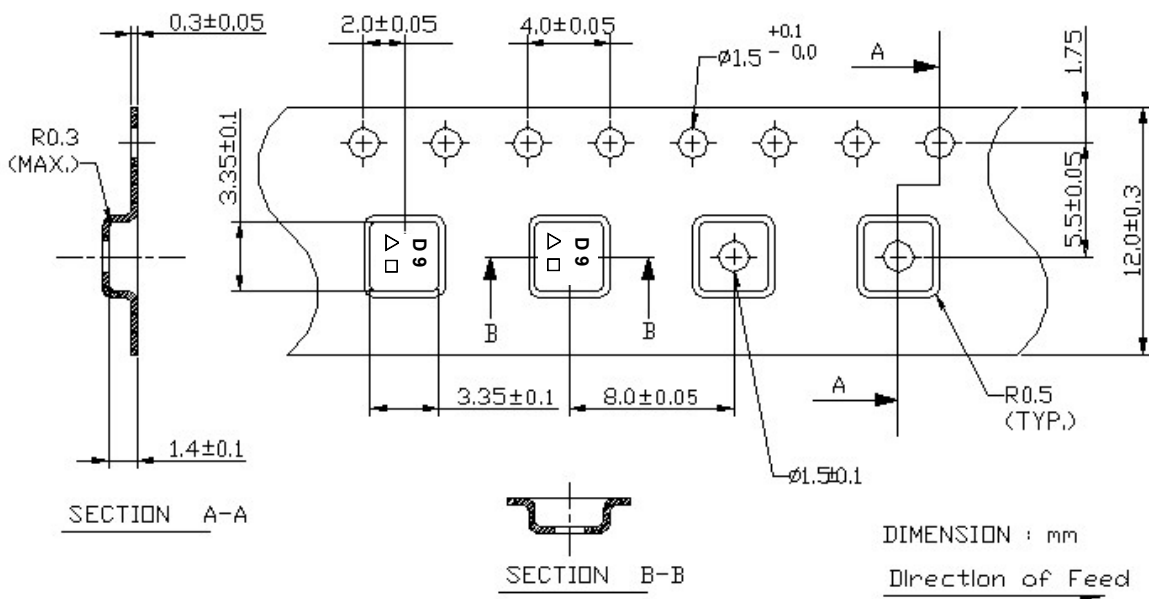


G. PACKING:

1. REEL DIMENSION



2. TAPE DIMENSION



H. RECOMMENDED REFLOW PROFILE:

