

# 产品规格承认书

Product specifications  
acknowledgment

承认厂商： \_\_\_\_\_

(Recognized manufacturers)

制造厂商：           **深圳市蝙蝠无线技术有限公司**          

(Manufacturer)

产品名称：   **2.4G 吸盘天线**  

(Description)

产品选型表：

(Product Type)

型号	说明	备注
BW2.4XWX195-8L1500J	SMA 内螺内针	线长可选配

## 供应商承认签栏

制表者	审核者	核准者

## 客户承认栏

审核者	核准者

## 1.1 Specifications

天线型号 Antennas Type	BW2.4XWX195-8L1500J
频率范围 Frequenc Range (MHz)	2400-2500
输入阻抗 Input Impendence ( $\Omega$ )	50 $\Omega$
电压驻波比 V. S. W. R	<1.5
增益 Gain (dBi)	8dBi
极化形式 Polarization Type	垂直 Vertical
功率容量 Power Capacity (w)	50
雷电保护 Lingtning Protection	None
工作电压 DC Voltage (V)	None
天线尺寸 Dimension (mm)	H=195
接口形式/Connector Type:	SMA 内螺内针
电缆型号 Cable type (mm)	RG174
电缆长度 Cable length (mm)	1500
辐射体 Radiator	
天线颜色 Color	黑色 Black
重量 Weight (g)	None
工作温度 Operating Temperature ( $^{\circ}\text{C}$ )	-40~80
储藏温度 Storage Temperature ( $^{\circ}\text{C}$ )	-20~85

## 1.2 Antenna Picture



上图型号：BW2.4XWX195-8L1500J

（定制客户中间连接线长度定制，天线形状定制）

\*天线功能較為敏感，主體周邊機構有變更請通知我們評估

## 2. Electrical Specification

### 2.1 Test Equipment

- A. VSWR and input impedance: Agilent 8753/E5071 Network Analyzer
- B. Antenna gain and efficiency: ETS three-dimensional anechoic chamber

### 2.2 Test Setup

#### 2.2.1 Frequency Range

#### 2.2.2 VSWR

Step 1: The antenna is arranged on the customer provided test fixture.

Step 2: The VSWR of the antenna is measured via Agilent 8720/8753 Network Analyzer (see figure. 1).



Figure.1

#### 2.2.3 Radiation pattern and Gain

- A. The 3D chamber provides less than -40dB reflectivity from 800MHz to 6GHz and a 40cm diameter spherical quiet zone. The measurement results are calibrated using both dipoles and standard gain horns (see figure. 2).
- B. The antenna under tested is arranged in the turned table and a decoupling sleeve is used to reduce feed line radiation (see figure. 3).
- C. The measured results of the radiation patterns and antenna gain are obtained from the control system and showed on the monitor (see figure. 4 and 5).



Figure.2



Figure.3




Figure.4

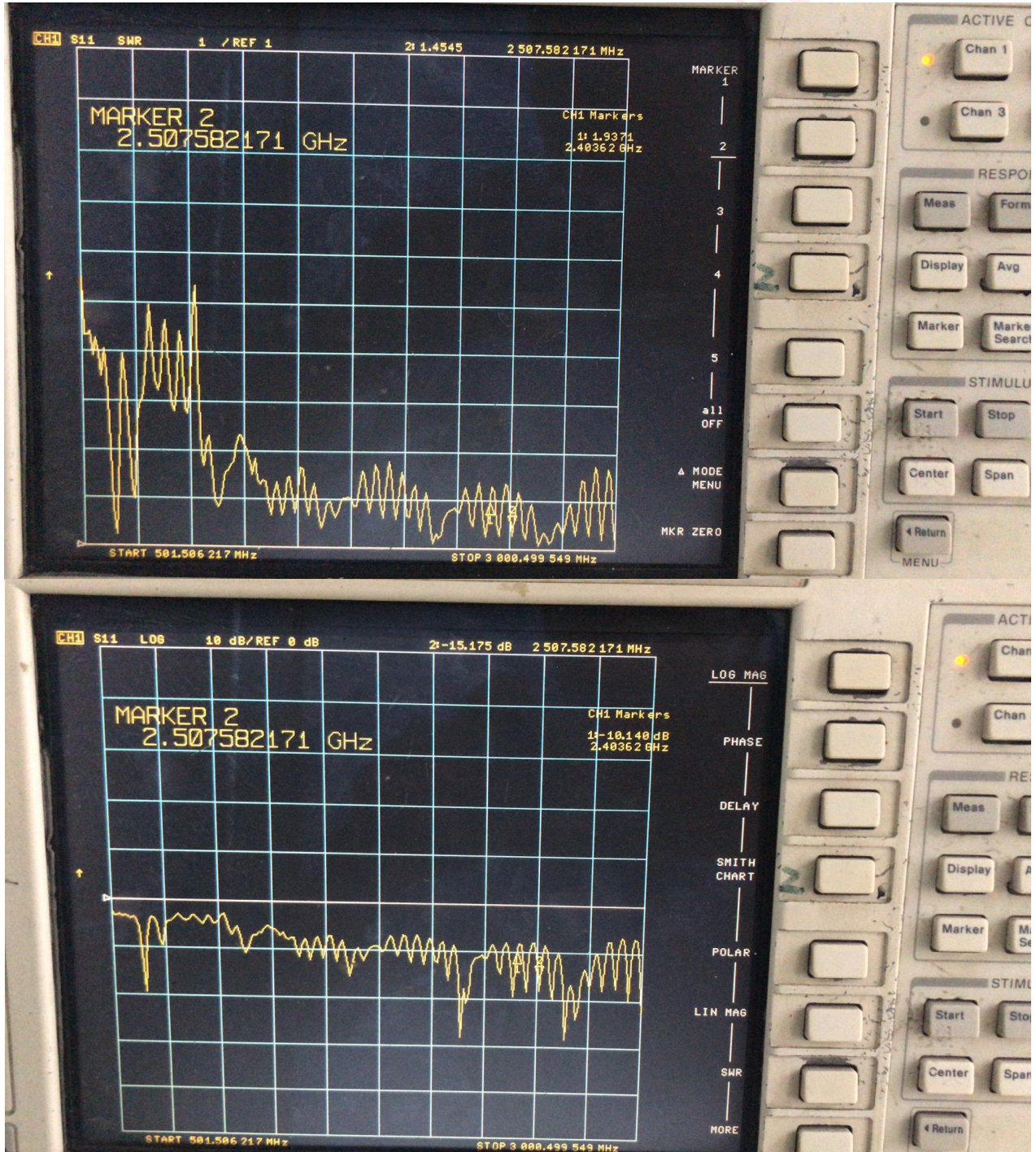


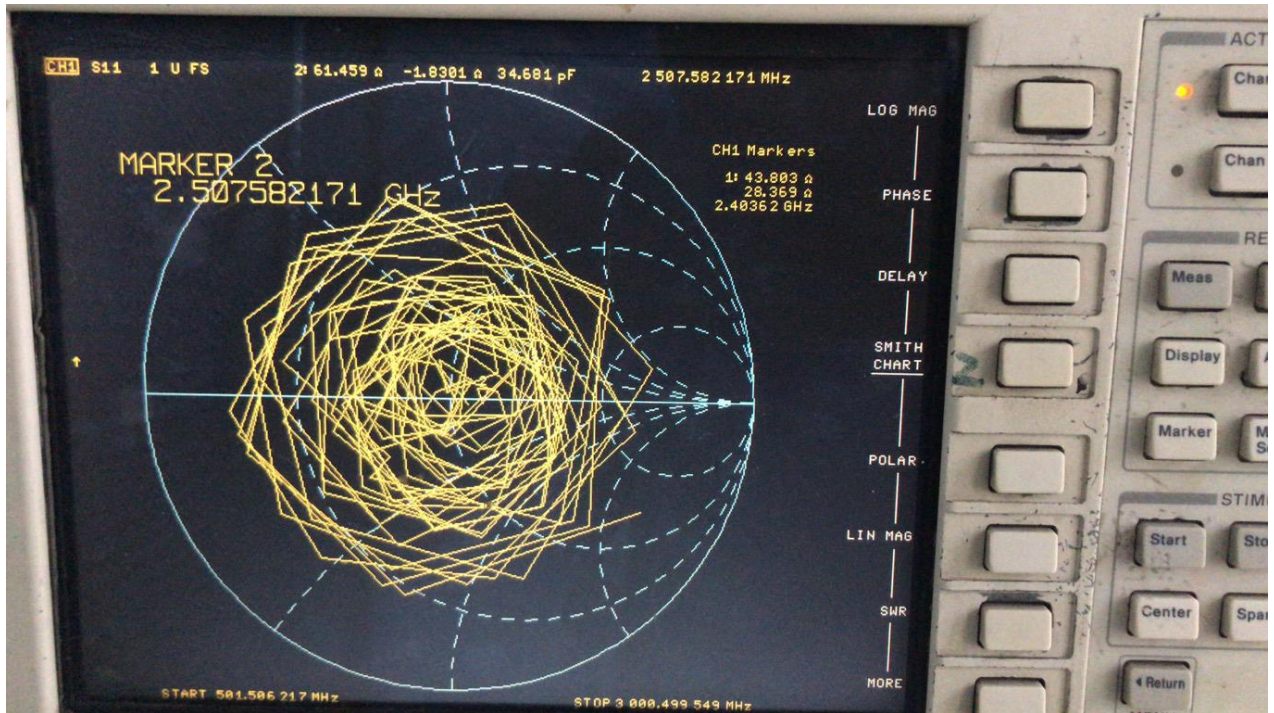
Figure.5

### 3. Performance Data

#### 3.1 Passive data

VSWR (电压驻波比) / Return Loss (回波损耗) / Smith Chart (史密斯圆图)





## 4.Mechanical Specification

### 4.1 Assembly Drawing