

■ Features

- Ultra low profile.
- Magnetic shielded for low radiation.
- Bobbin ferrite core and compact size.
- Low core loss for high frequency power application.
- Large terminal surface for good PCB bonding.
- Operating temperature:-40°C ~ +125°C.

■ Applications

- Portable communication equipment.
- Notebook PC,digital camera,LCD television set.
- Power supply for VTR,OA equipment.
- DC/DC converters.

■ Product Identification

$\frac{\text{YPRH}}{(1)}$ $\frac{\square\square\square\square}{(2)}$ - $\frac{\square\square\square}{(3)}$ $\frac{\square}{(4)}$

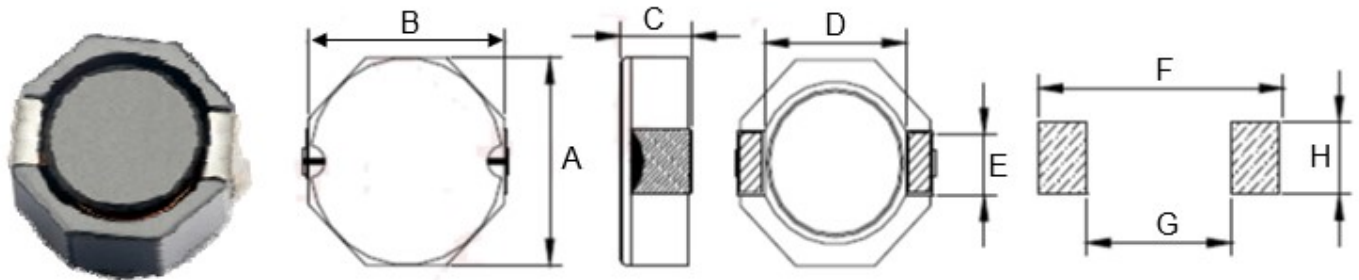
(1) : Type

(2) : Dimensions

(3) : Inductance value

(4) : Inductance Tolerance; N=±30%,M=±20%, K=±10%

■ Shapes and Dimensions (Unit: mm)



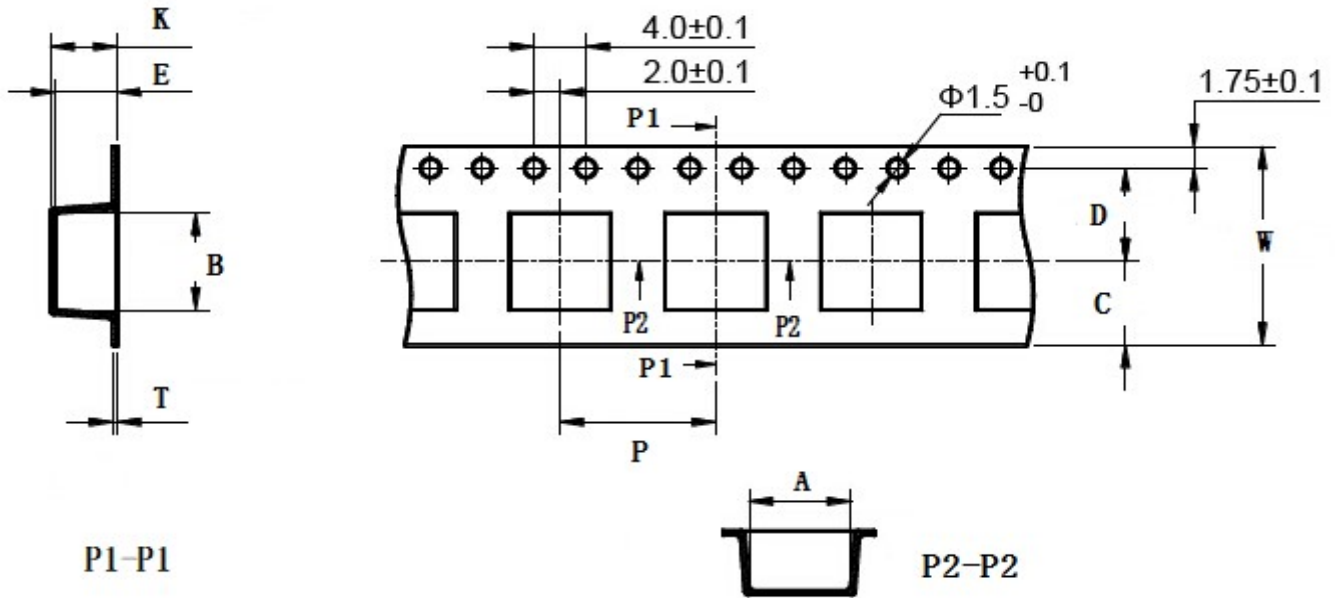
TYPE	A	B	C max.	D	E	F Ref.	G Ref.	H Ref.
YPRH8D28	8.0±0.3	8.0±0.3	3.0	6.3	2.5	10.1	6.1	2.8

■ YPRH8D28 Series

Part Number	Inductance (μ H)	Test Freq. (KHz)	DCR MAX. (Ω)	Saturation Current (A)	Heat Rating Current (A)
YPRH8D28-1R0□	1.0	100	0.011	6.50	7.00
YPRH8D28-2R5□	2.5	100	0.016	4.50	6.40
YPRH8D28-3R3□	3.3	100	0.019	4.00	6.00
YPRH8D28-4R7□	4.7	100	0.025	3.40	4.50
YPRH8D28-7R3□	7.3	100	0.039	2.80	3.40
YPRH8D28-100□	10.0	100	0.047	2.50	3.20
YPRH8D28-150□	15.0	100	0.069	1.90	2.35
YPRH8D28-220□	22.0	100	0.099	1.60	1.85
YPRH8D28-330□	33.0	100	0.156	1.30	1.49
YPRH8D28-470□	47.0	100	0.195	1.15	1.30
YPRH8D28-680□	68.0	100	0.286	0.92	0.98
YPRH8D28-101□	100	100	0.430	0.75	0.80

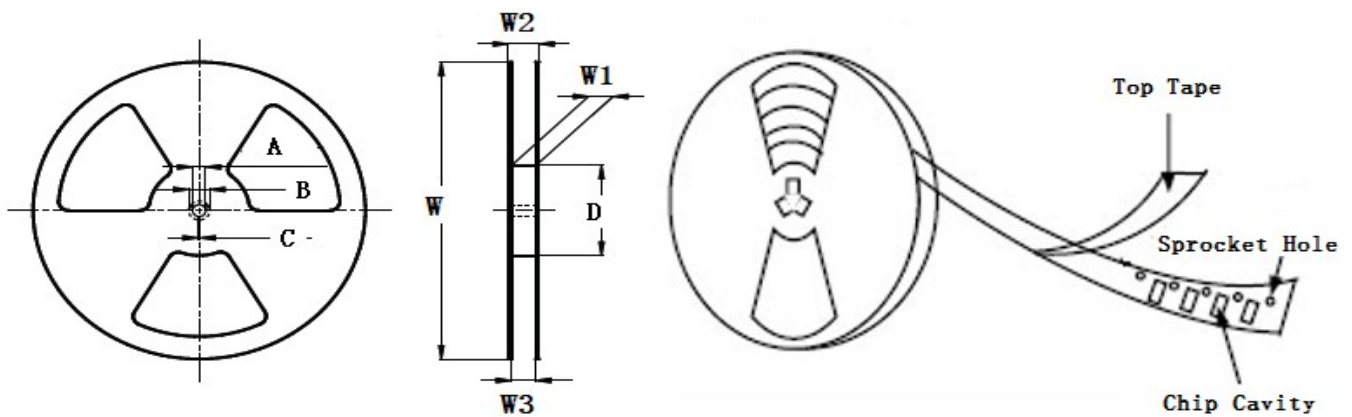
- ※ The saturation current value is the DC current value having inductance decrease down to 30%.(at 20°C)
- ※ The temperature rise current value is the DC current value having temperature increase up to 40°C. (at 20°C)
- ※ The rated current is the DC current value that satisfies both of current value saturation current value and temperature rise current value.

■ Taping Dimensions(Unit:mm)



TYPE	W	A	B	C	D	E	P	K Ref	T	MPQ
YPRH8D28	16±0.3	8.30±0.1	9.80±0.1	6.75	7.5±0.1	3.35±0.1	12±0.1	3.55	0.30±0.05	1500

■ Reel Dimensions(Unit:mm)



TYPE	W	W1	W2	W3	A	B	C	D
YPRH8D28	330±2.0	16.4±2.0	22.4 Max	15.9 Min	13.0±0.50	21.0±0.80	2.0±0.50	100 Min

Direction of rolling



Cover tape peel off condition



Cover tape peel force shall be 0.1N to 1.3N.

Reference peel speed 300 ± 10 mm/min.