

TZV 系列  
SERIES


105°C 低阻抗品  
105°C Low Impedance

•105°C 2000小时品。  
Load Life : 105°C 2000 hours.

RoHS  
compliance

•可对应AEC-Q200。  
AEC-Q200.

•可对应高温回流焊接。(JZV系列)  
High Temperature Reflow soldering is available. (JZV series)  
([http://www.rubycon.co.jp/en/catalog/e\\_pdfs/aluminum/e\\_JZV.pdf](http://www.rubycon.co.jp/en/catalog/e_pdfs/aluminum/e_JZV.pdf))



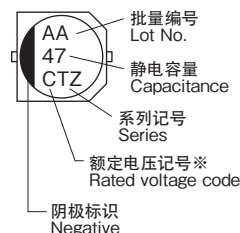
规格表 / SPECIFICATIONS

项目 Items	特性 Characteristics																																
工作温度范围 Category Temperature Range	-55~+105°C																																
额定电压范围 Rated Voltage Range	6.3~50Vdc																																
静电容量允许差 Capacitance Tolerance	±20% (20°C, 120Hz)																																
漏电流 Leakage Current(MAX)	小于I=0.01CV和3μA中的较大值 (施加额定电压2分钟后) I=0.01CV or 3μA whichever is greater. (After 2 minutes application of rated voltage) I=漏损电流(μA) Leakage Current      C=静电容量(μF) Capacitance      V=额定电压(Vdc) Rated Voltage																																
损失角正切值(tanδ) Dissipation Factor(MAX)	<table border="1"> <tr> <td>额定电压(Vdc) Rated Voltage</td> <td>6.3</td> <td>10</td> <td>16</td> <td>25</td> <td>35</td> <td>50</td> <td>(20°C, 120Hz)</td> </tr> <tr> <td>tanδ</td> <td>0.26</td> <td>0.19</td> <td>0.16</td> <td>0.14</td> <td>0.12</td> <td>0.10</td> <td></td> </tr> </table>	额定电压(Vdc) Rated Voltage	6.3	10	16	25	35	50	(20°C, 120Hz)	tanδ	0.26	0.19	0.16	0.14	0.12	0.10																	
额定电压(Vdc) Rated Voltage	6.3	10	16	25	35	50	(20°C, 120Hz)																										
tanδ	0.26	0.19	0.16	0.14	0.12	0.10																											
耐久性 Endurance	<p>在105°C环境中, 不超过额定电压的范围内叠加额定纹波电流, 连续加载2000小时后, 满足以下各项要求。 After applying rated voltage with rated ripple current for 2000 hours at 105°C, the capacitors shall meet the following requirements.</p> <table border="1"> <tr> <td>静电容量变化率 Capacitance Change</td> <td>初期值的±30%以内 Within ±30% of the initial value.</td> </tr> <tr> <td>损失角正切值 Dissipation Factor</td> <td>规格值的200%以下 Not more than 200% of the specified value.</td> </tr> <tr> <td>漏电流 Leakage Current</td> <td>规格值以下 Not more than the specified value.</td> </tr> </table>	静电容量变化率 Capacitance Change	初期值的±30%以内 Within ±30% of the initial value.	损失角正切值 Dissipation Factor	规格值的200%以下 Not more than 200% of the specified value.	漏电流 Leakage Current	规格值以下 Not more than the specified value.																										
静电容量变化率 Capacitance Change	初期值的±30%以内 Within ±30% of the initial value.																																
损失角正切值 Dissipation Factor	规格值的200%以下 Not more than 200% of the specified value.																																
漏电流 Leakage Current	规格值以下 Not more than the specified value.																																
低温特性 Low Temperature Stability (阻抗比) Impedance Ratio(MAX)	<table border="1"> <tr> <td>额定电压(Vdc) Rated Voltage</td> <td>6.3</td> <td>10</td> <td>16</td> <td>25</td> <td>35</td> <td>50</td> <td>(120Hz)</td> </tr> <tr> <td>Z(-25°C)/Z(20°C)</td> <td>2</td> <td>2</td> <td>2</td> <td>2</td> <td>2</td> <td>2</td> <td></td> </tr> <tr> <td>Z(-40°C)/Z(20°C)</td> <td>3</td> <td>3</td> <td>3</td> <td>3</td> <td>3</td> <td>3</td> <td></td> </tr> <tr> <td>Z(-55°C)/Z(20°C)</td> <td>4</td> <td>4</td> <td>4</td> <td>3</td> <td>3</td> <td>3</td> <td></td> </tr> </table>	额定电压(Vdc) Rated Voltage	6.3	10	16	25	35	50	(120Hz)	Z(-25°C)/Z(20°C)	2	2	2	2	2	2		Z(-40°C)/Z(20°C)	3	3	3	3	3	3		Z(-55°C)/Z(20°C)	4	4	4	3	3	3	
额定电压(Vdc) Rated Voltage	6.3	10	16	25	35	50	(120Hz)																										
Z(-25°C)/Z(20°C)	2	2	2	2	2	2																											
Z(-40°C)/Z(20°C)	3	3	3	3	3	3																											
Z(-55°C)/Z(20°C)	4	4	4	3	3	3																											

纹波电流修正系数 /  
MULTIPLIER FOR RIPPLE CURRENT

频率(Hz) Frequency	120	1k	10k	100k≤
4.7μF	0.30	0.60	0.80	1.00
10~47μF	0.32	0.75	0.90	1.00
100μF	0.50	0.80	0.95	1.00
220~1000μF	0.60	0.85	0.95	1.00

标识 / MARKING



※电压记号 Voltage Code

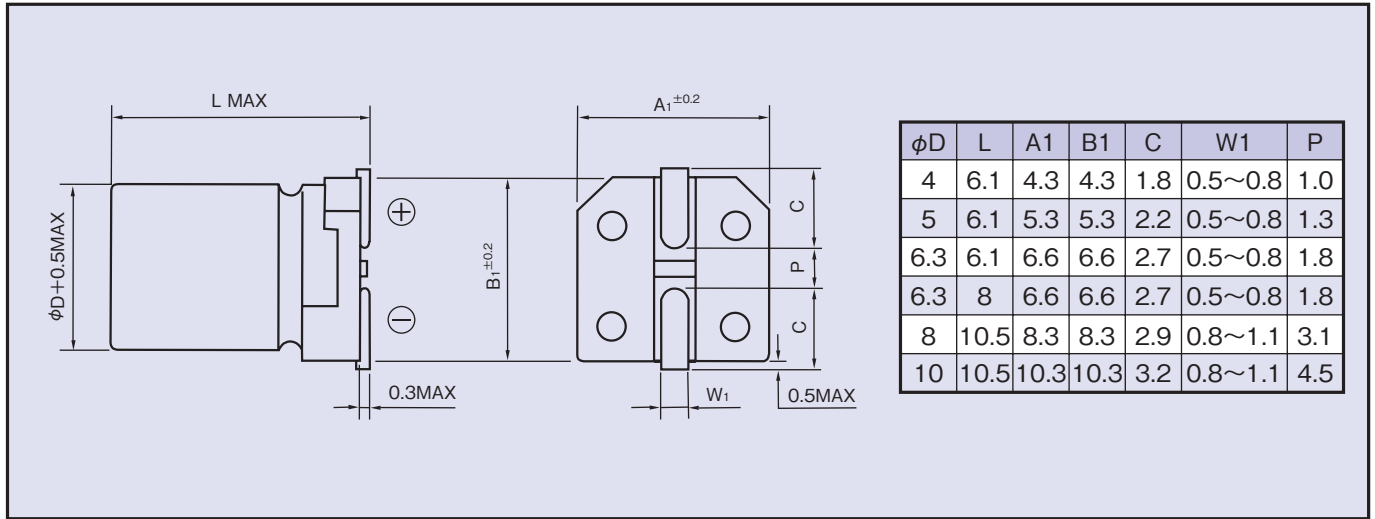
额定电压(Vdc) Rated Voltage	6.3	10	16	25	35	50
额定电压记号 Rated Voltage code	J	A	C	E	V	H

产品型号体系 / PART NUMBER

□□□	TZV	□□□□□	M	□□□	DXL
额定电压 Rated Voltage	系列名称 Series	静电容量 Capacitance	静电容量允许差 Capacitance Tolerance	副记号 Option	铝壳尺寸 Case Size

◆尺寸图 / DIMENSIONS

(mm)



◆标准品一览表 / STANDARD SIZE Size φD×L(mm), Rated Ripple Current (mA r.m.s./105°C, 100kHz), Impedance(Ω MAX/20°C, 100kHz)

Vdc	Cap (μF)	Size (φD×L)	Ripple	Impedance	Vdc	Cap (μF)	Size (φD×L)	Ripple	Impedance
6.3	22	4×6.1	90	1.35	25	33	5×6.1	170	0.70
	47	4×6.1	90	1.35			6.3×6.1	250	0.36
		5×6.1	170	0.70		47	6.3×6.1	250	0.36
	100	5×6.1	170	0.70			100	6.3×8	300
		6.3×6.1	250	0.36		220	8×10.5	600	0.16
	220	6.3×6.1	250	0.36		330	8×10.5	600	0.16
		6.3×8	300	0.34		470	10×10.5	850	0.09
	330	6.3×8	300	0.34		35	4.7	4×6.1	90
1000	8×10.5	600	0.16	10	4×6.1			90	1.45
10	33	4×6.1	90		1.35		5×6.1	170	0.70
	220	6.3×8	300	0.34	22		5×6.1	170	0.70
	470	8×10.5	600	0.16			6.3×6.1	250	0.36
	680	8×10.5	600	0.16	33		6.3×6.1	250	0.36
	1000	10×10.5	850	0.08			47	6.3×6.1	250
16	10	4×6.1	90	1.35	6.3×8		300	0.34	
	22	4×6.1	90	1.35	100	6.3×8	300	0.34	
		5×6.1	170	0.70		8×10.5	600	0.16	
	33	5×6.1	170	0.70	220	8×10.5	600	0.16	
	47	5×6.1	170	0.70		330	10×10.5	850	0.09
		6.3×6.1	250	0.36	50	4.7	4×6.1	60	2.90
	100	6.3×6.1	250	0.36		10	5×6.1	85	1.52
		6.3×8	300	0.34			6.3×6.1	165	0.88
	220	6.3×8	300	0.34		22	6.3×6.1	165	0.88
	330	8×10.5	600	0.16		33	6.3×8	195	0.68
470	8×10.5	600	0.16	47		6.3×8	195	0.68	
680	8×10.5	600	0.16	100		8×10.5	350	0.34	
	10×10.5	850	0.08	220		10×10.5	670	0.18	