



MUR460

SUPERFAST RECOVERY RECTIFIERS

VOLTAGE 600 Volts **CURRENT** 4.0 Amperes

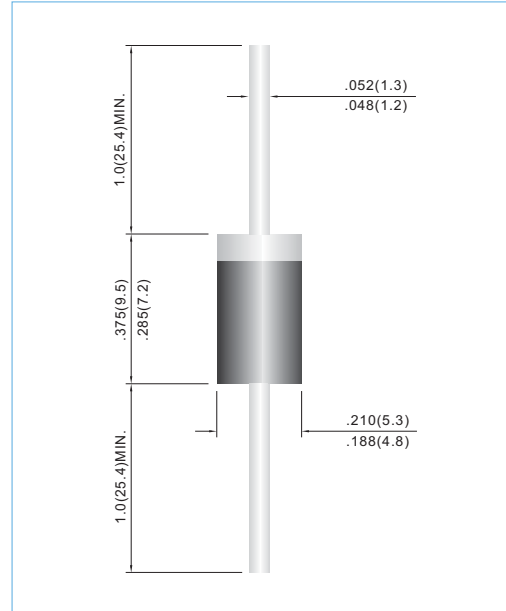
FEATURES

- Superfast recovery times-epitaxial construction
- Low forward voltage, high current capability
- Exceeds environmental standards of MIL-S-19500/228
- Hermetically sealed
- Low leakage
- High surge capability
- Plastic package has Underwriters Laboratories Flammability Classification 94V-O utilizing Flame Retardant Epoxy Molding Compound.
- In compliance with EU RoHS 2002/95/EC directives

MECHANICAL DATA

- Case: Molded plastic, DO-201AD
- Terminals: Axial leads, solderable to MIL-STD-750, Method 2026
- Polarity: Color Band denotes cathode end
- Mounting Position: Any
- Weight: 0.03957 ounce, 1.122 gram

DO-201AD Unit: inch(mm)



MAXIMUM RATINGS AND ELECTRICAL CHARACTERISTICS

Ratings at 25°C ambient temperature unless otherwise specified.
Resistive or inductive load, 60Hz.

PARAMETER	SYMBOL	MUR460	UNITS
Maximum Recurrent Peak Reverse Voltage	V_{RRM}	600	V
Maximum RMS Voltage	V_{RMS}	420	V
Maximum DC Blocking Voltage	V_{DC}	600	V
Maximum Average Forward Current .375"(9.5mm) lead length at $T_A=55^\circ\text{C}$	$I_{F(AV)}$	4.0	A
Peak Forward Surge Current : 8.3ms single half sine-wave superimposed on rated load(JEDEC method)	I_{FSM}	125	A
Maximum Forward Voltage at 4.0A	V_F	1.28	V
Maximum DC Reverse Current at Rated DC Blocking Voltage $T_A=25^\circ\text{C}$ Maximum DC Reverse Current at Rated DC Blocking Voltage $T_A=125^\circ\text{C}$	I_R	5 300	μA
Maximum Reverse Recovery Time(Note 1)	t_{rr}	50	ns
Typical Junction capacitance (Note 2)	C_J	35	pF
Typical Thermal Resistance(Note 3)	$R_{\theta JA}$ $R_{\theta JC}$	20 13	$^\circ\text{C} / \text{W}$
Operating and Storage Temperature Range T_J, T_{STG}	T_J, T_{STG}	-55 to +150	$^\circ\text{C}$

NOTES: 1. Reverse Recovery Test Conditions: $I_F=.5\text{A}$, $I_R=1\text{A}$, $I_{rr}=.25\text{A}$

2. Measured at 1 MHz and applied reverse voltage of 4.0 VDC

3. Thermal resistance from junction to ambient and from junction to lead length 0.375"(9.5mm) P.C.B. mounted



MUR460

RATING AND CHARACTERISTIC CURVES

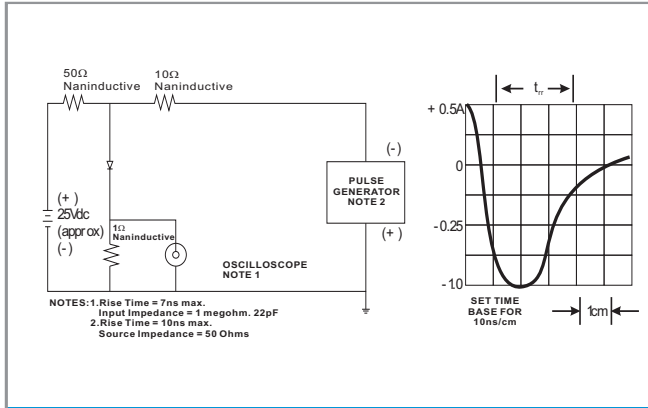


FIG.1 REVERSE RECOVERY TIME CHARACTERISTIC AND TEST CIRCUIT DIAGRAM

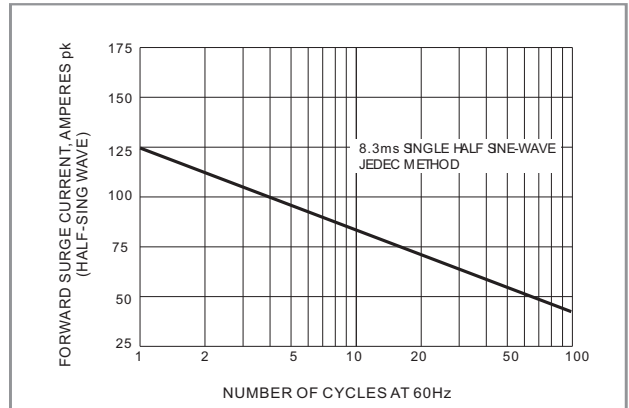


FIG.2 MAXIMUM NON-REPEITIVE SURGE CURRENT

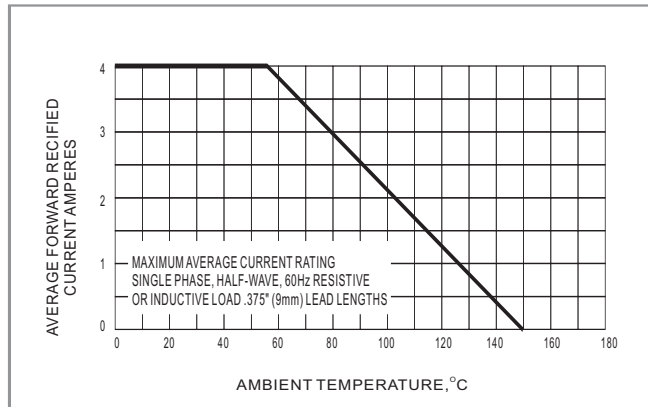


FIG.3 MAXIMUM AVERAGE FORWARD CURRENT RATING

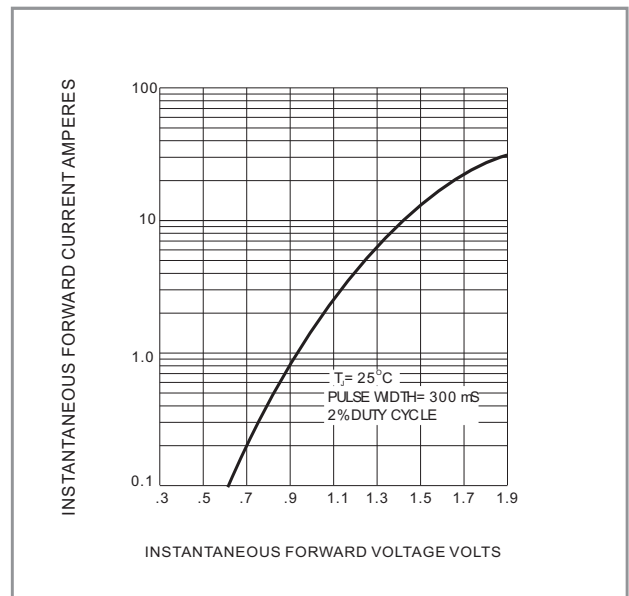


FIG.4 TYPICAL JUNCTION CAPACITANCE

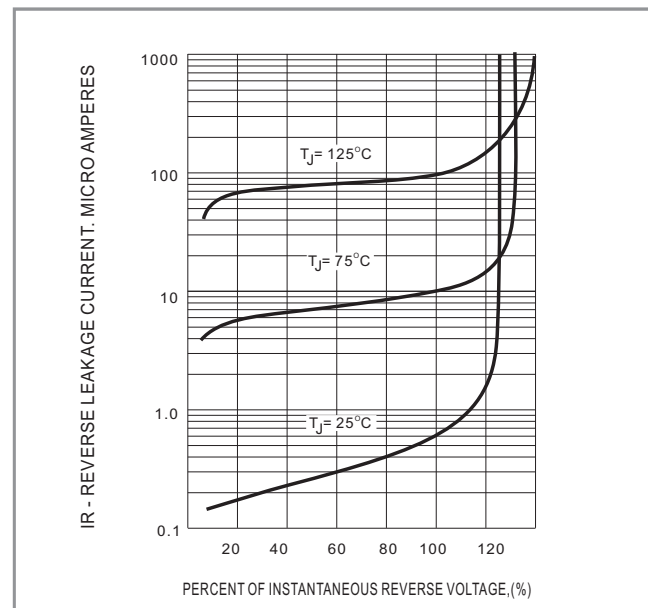


FIG.5 TYPICAL REVERSE CHARACTERISTICS

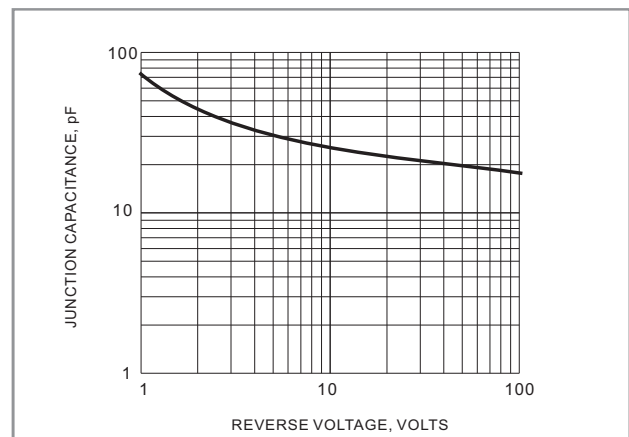


FIG.6 TYPICAL JUNCTION CAPACITANCE