

# POLYMER PTC RESETTABLE FUSE

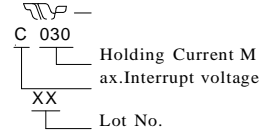
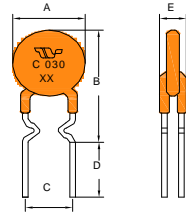


Part Number: TRC030-5

## 1、 Physical Dimensions

Unit:mm

Part Number	A	B	C	D	E	Lead
	Max	Max	TYP	Min	Max	Φ
TRC030-5	7.4	13.4	5.1	5.0±0.5	3.1	0.50



## 2、 Electrical Characteristics

Part Number	I <sub>H</sub> (A)	I <sub>T</sub> (A)	V <sub>max</sub> (V)	I <sub>max</sub> (A)	T <sub>trip</sub> (Max time to trip)		Pd <sub>typ</sub> (W)	R <sub>min</sub> (Ω)	R <sub>max</sub> (Ω)	R1 <sub>max</sub> (Ω)
					Current(A)	Time(S)				
TRC030-5	0.30	0.60	60	40	1.50	3.0	0.50	0.70	1.36	2.10

I<sub>H</sub>: Holding Current: maximum current at which the device will not trip in 25°C still air.

I<sub>T</sub>: Tripping Current minimum current at which the device will trip in 25°C still air.

V<sub>max</sub>: Maximum voltage device can withstand without damage at rated current.

I<sub>max</sub>: Maximum fault current device can withstand without damage at rated voltage.

T<sub>trip</sub>: Maximum time to trip(s) at assigned current.

Pd<sub>typ</sub>: Rated working power.

R<sub>min</sub>: Minimum resistance of device prior to trip at 25°C.

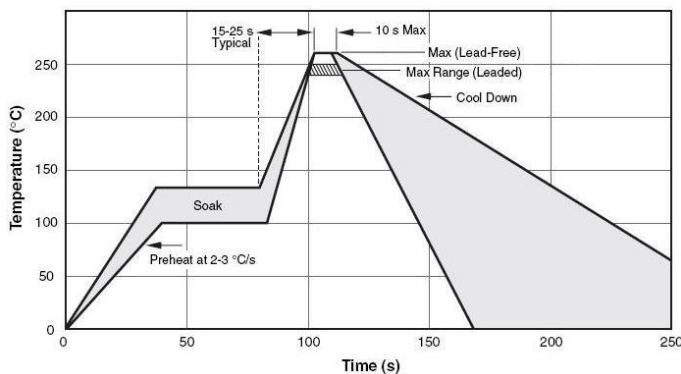
R<sub>max</sub>: Maximum resistance of device prior to trip at 25°C.

R1<sub>max</sub>: Maximum resistance of device is measured one hours post reflow at 25°C.

## 3、 Thermal Derating

Part Number	Ambient Operating Temperature								
	-40°C	-20°C	0°C	25°C	40°C	50°C	60°C	70°C	85°C
TRC030-5	0.47	0.41	0.36	0.30	0.24	0.22	0.19	0.16	0.12

## 4、 Wave Soldering Parameters



Profile Feature	Condition
Average Ramp-Up Rate (T <sub>smax</sub> to TP)	4 °C/second max.
Preheat	
-Temperature Min (T <sub>smin</sub> )	100 °C
-Temperature Max (T <sub>smax</sub> )	125 °C
-Time (T <sub>smin</sub> to T <sub>smax</sub> )	60-180 seconds
Peak Temperature (TP)	265 °C
Max Time at Peak Temperature (t <sub>P</sub> )	5 seconds
Ramp-Down Rate	6 °C/second max.
Time 25 °C to Peak Temperature	5 minutes max.
Storage Condition	0 °C ~35 °C, ≦70%RH, 2 Years

## 5、 Package Information

Packing quantity: 1000pcs/bag

Tape and Reel : 2000 pcs/reel

Tape and Reel Specifications: Devices taped using EIA468-B/IEC286-2 standards.

## 6、 Agency Recognition: TUV



Caution: Operation beyond the rated voltage or current may result in rupture electrical arcing or flame. Specifications are subject to change without notice.

TEL: 86-0769-3892 0554

FAX: 86-0769-8793 2077

E-mail: sales@tlcet.com.cn

Address: No. 18, 5th GaoLi Road, TangXia Town, DongGuan, GuangDong, P.R China 523710