

# POLYMER PTC RESETTABLE FUSE

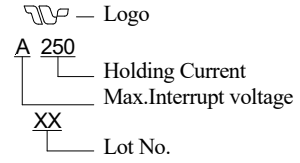
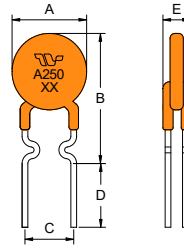


Part Number: TRA250-3

## 1、 Physical Dimensions

Unit:mm

Part Number	A	B	C	D	E	Lead
	Max	Max	TYP	Nor	Max	Φ
TRA250-3	10.7	16.7	5.1	4.5±0.5	3.1	0.60



## 2、 Electrical Characteristics

Part Number	I <sub>H</sub> (A)	I <sub>T</sub> (A)	V <sub>max</sub> (V)	I <sub>max</sub> (A)	T <sub>trip</sub> (Max time to trip)		Pd <sub>typ</sub> (W)	R <sub>min</sub> (Ω)	R <sub>max</sub> (Ω)	R1 <sub>max</sub> (Ω)
					Current(A)	Time(S)				
TRA250-3	2.50	5.00	16	40	12.5	5.0	0.90	0.015	0.050	0.070

I<sub>H</sub>: Holding Current: maximum current at which the device will not trip in 25°C still air.

I<sub>T</sub>: Tripping Current minimum current at which the device will trip in 25°C still air.

V<sub>max</sub>: Maximum voltage device can withstand without damage at rated current.

I<sub>max</sub>: Maximum fault current device can withstand without damage at rated voltage.

T<sub>trip</sub>: Maximum time to trip(s) at assigned current.

Pd<sub>typ</sub>: Rated working power.

R<sub>min</sub>: Minimum resistance of device prior to trip at 25°C.

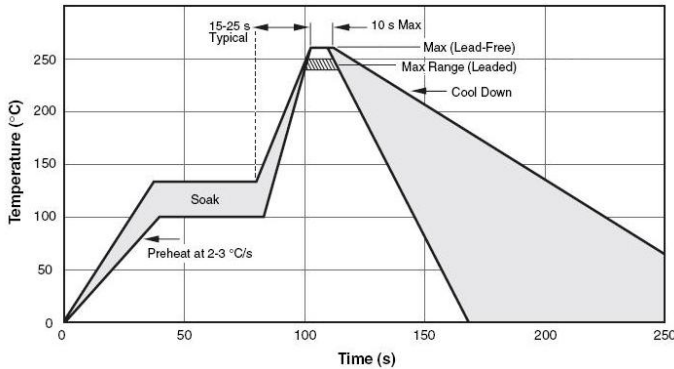
R<sub>max</sub>: Maximum resistance of device prior to trip at 25°C.

R1<sub>max</sub>: Maximum resistance of device is measured one hours post reflow at 25°C.

## 3、 Thermal Derating

Part Number	Ambient Operating Temperature								
	-40°C	-20°C	0°C	25°C	40°C	50°C	60°C	70°C	85°C
TRA250-3	3.63	3.25	2.88	2.50	2.08	1.93	1.70	1.53	1.30

## 4、 Wave Soldering Parameters



Profile Feature	Condition
Average Ramp-Up Rate (T <sub>max</sub> to TP)	4°C/second max.
Preheat	
-Temperature Min (T <sub>min</sub> )	100°C
-Temperature Max (T <sub>max</sub> )	125°C
-Time (T <sub>min</sub> to T <sub>max</sub> )	60-180 seconds
Peak Temperature (TP)	265°C
Max Time at Peak Temperature (t <sub>P</sub> )	5 seconds
Ramp-Down Rate	6 °C /second max.
Time 25°C to Peak Temperature	5 minutes max.
Storage Condition	0°C ~35°C, ≦70%RH, 2 Years

## 5、 Package Information

Packing quantity: 1000pcs/bag

## 6、 Agency Recognition: TUV



Caution: Operation beyond the rated voltage or current may result in rupture electrical arcing or flame. Specifications are subject to change without notice.

TEL: 86-0769-3892 0554      FAX: 86-0769-8793 2077      E-mail: sales@tlcet.com.cn

Address: No.18, 5th GaoLi Road, TangXia Town, DongGuan, GuangDong, P.R China 523710