



# LESD5Z5.0C-H

## Transient Voltage Suppressors for ESD protection

### SOD-523 Plastic-Encapsulate ESD Protection Diodes

#### DESCRIPTION

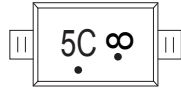
The LESD5Z5.0C\_H is designed to protect voltage sensitive components from ESD and transient voltage events. Excellent clamping capability, low leakage, and fast response time, make these parts ideal for ESD protection on designs where board space is at a premium.

This device has been specifically designed to protect sensitive components which are connected to data and transmission lines from overvoltage caused by ESD (electrostatic discharge), CDE (Cable Discharge Events), and EFT (electrical fast transients).

#### Features

- ◆ Peak Power Dissipation 75 W (8/20μs)
- ◆ IEC61000-4-2 (ESD) ±30kV (air),  
±30kV (contact)
- ◆ IEC61000-4-4 (EFT) 40A (5/50ns)
- ◆ Protects one I/O line
- ◆ Low clamping voltage
- ◆ Working voltages : 5V
- ◆ Low leakage current
- ◆ Meets MSL 3 Requirements

#### Marking



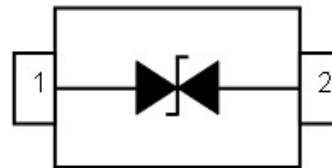
#### Applications

- ◆ Cellular handsets and accessories
- ◆ High Speed Line :USB1.0/2.0, VGA, DVI, SDI
- ◆ Serial and Parallel Ports
- ◆ Notebooks, Desktops, and Servers
- ◆ Portable Instrumentation
- ◆ Peripherals
- ◆ Projection TV

#### Pin Configuration



#### Circuit Diagram



#### Mechanical Characteristics

- ◆ Package: SOD-523
- ◆ Flammability Rating: UL 94V-0
- ◆ Terminals: Tin plated, solderable per MIL-STD-750, method 2026
- ◆ Packaging: Tape and Reel
- ◆ Reel size: 7 inch

#### Absolute Maximum Ratings (T<sub>A</sub>=25°C unless otherwise specified)

Parameter	Symbol	Value	Unit
ESD per IEC 61000-4-2 (Air)	VESD	± 30	KV
ESD per IEC 61000-4-2 (Contact)		± 30	
Peak Pulse Power(8/20us )	PPP	75	W
Operating Temperature	T <sub>OPT</sub>	-40 to +150	°C
Storage Temperature	T <sub>STG</sub>	-40 to +150	°C
Lead Solder Temperature – Maximum (10 Second Duration)	T <sub>L</sub>	260(10 sec.)	°C

The above data are for reference only.



# LESD5Z5.0C-H

## Transient Voltage Suppressors for ESD protection

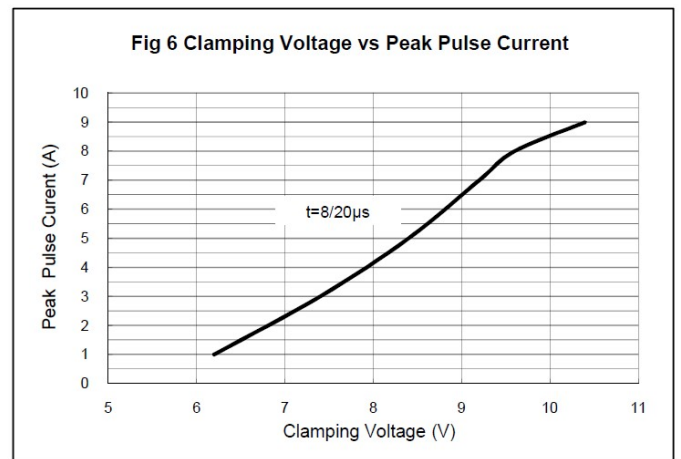
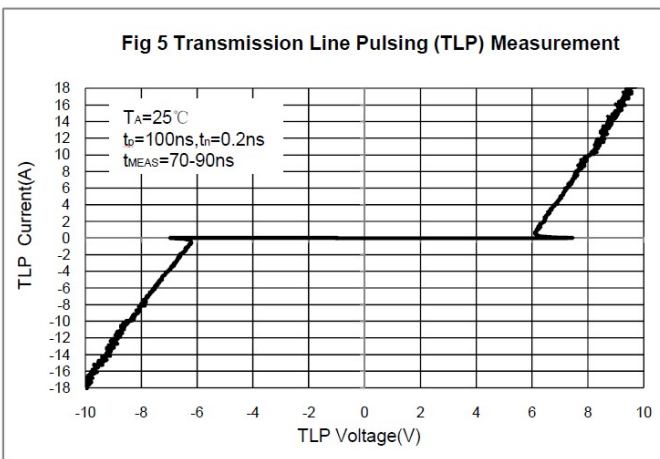
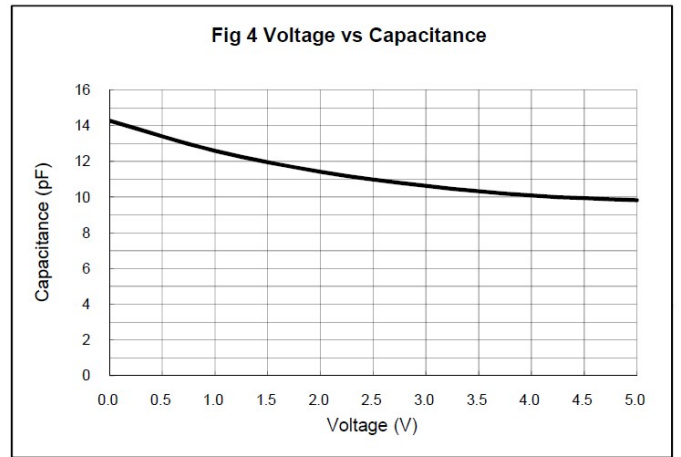
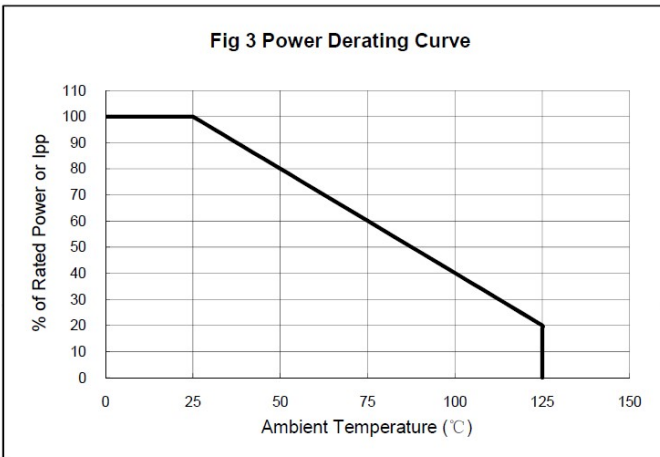
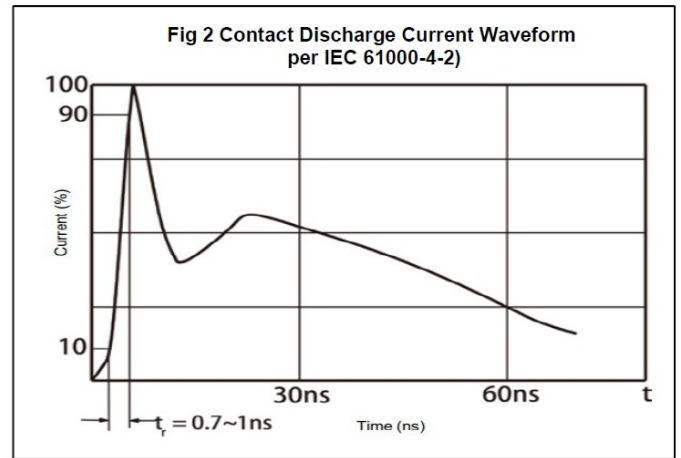
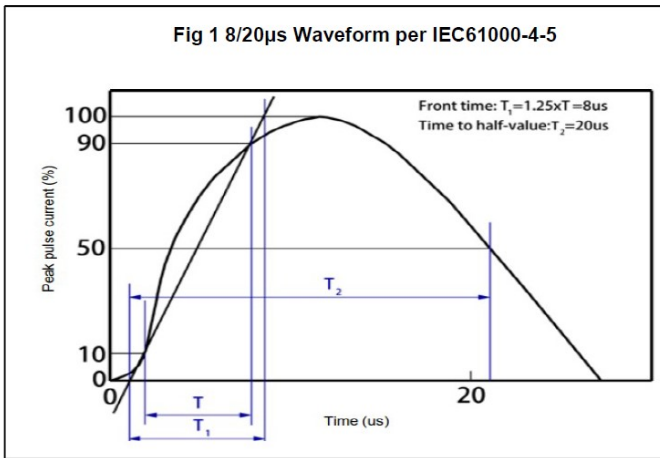
### Electrical Characteristics ( $T_A=25^\circ\text{C}$ unless otherwise specified)

Symbol	Param	Test Condition	Min	Typ	Max	Units
$V_{RWM}$	Reverse Working Voltage				5.0	V
$V_{BR}$	Reverse Breakdown Voltage	$I_T = 1\text{mA}$	5.6		9.0	V
$I_R$	Reverse Leakage Current	$V_{RWM} = 5\text{V}$			1.0	$\mu\text{A}$
$V_C$	Clamping Voltage	$I_{PP} = 1\text{A}, t_p = 8/20\mu\text{s}$			9.5	V
		$I_{PP} = 5\text{A}, t_p = 8/20\mu\text{s}$			15.0	V
$C_J$	Junction Capacitance	$V_R = 0\text{V}, f = 1\text{MHz}$			15	pF

The above data are for reference only.



**ELECTRICAL CHARACTERISTICS CURVE**



The curve above is for reference only.

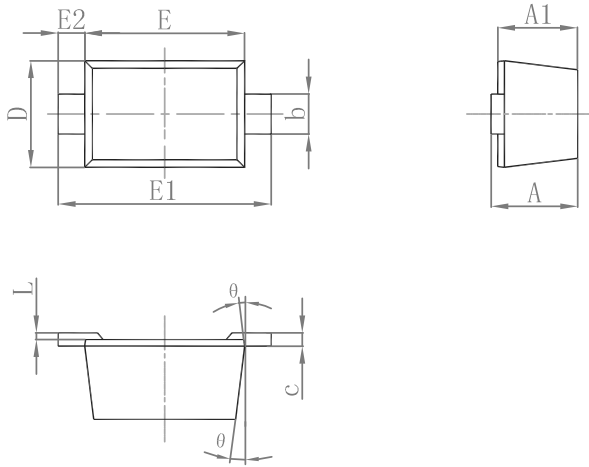


# LESD5Z5.0C-H

## Transient Voltage Suppressors for ESD protection

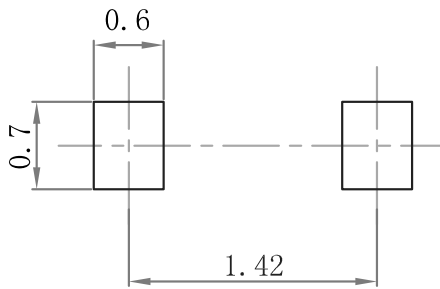
### Outline Drawing

#### SOD-523 Package Outline Dimensions



Symbol	Dimensions In Millimeters		Dimensions In Inches	
	Min	Max	Min	Max
A	0.510	0.770	0.020	0.031
A1	0.500	0.700	0.020	0.028
b	0.250	0.350	0.010	0.014
c	0.080	0.150	0.003	0.006
D	0.750	0.850	0.030	0.033
E	1.100	1.300	0.043	0.051
E1	1.500	1.700	0.059	0.067
E2	0.200 REF		0.008 REF	
L	0.010	0.070	0.001	0.003
θ	7° REF		7° REF	

### Suggested Pad Layout



Note:

1. Controlling dimension: in/millimeters.
2. General tolerance:  $\pm 0.05\text{mm}$ .
3. The pad layout is for reference purposes only.

### PACKAGE SPECIFICATIONS

Package	Reel Size	Reel DIA. (mm)	Q'TY/Reel (pcs)	Box Size (mm)	QTY/Box (pcs)	Carton Size (mm)	Q'TY/Carton (pcs)
SOD-523	7'	178	3000	183×188×80	18000	386×265×215	180000

### Important Notice and Disclaimer

Microdiode Electronics (Jiangsu) reserves the right to make changes to this document and its products and specifications at any time without notice. Customers should obtain and confirm the latest product information and specifications before final design, purchase or use.

Microdiode Electronics (Jiangsu) makes no warranty, representation or guarantee regarding the suitability of its products for any particular purpose, not does Microdiode Electronics (Jiangsu) assume any liability for application assistance or customer product design. Microdiode Electronics (Jiangsu) does not warrant or accept any liability with products which are purchased or used for any unintended or unauthorized application.

No license is granted by implication or otherwise under any intellectual property rights of Microdiode Electronics (Jiangsu).

Microdiode Electronics (Jiangsu) products are not authorized for use as critical components in life support devices or systems without express written approval of Microdiode Electronics (Jiangsu).