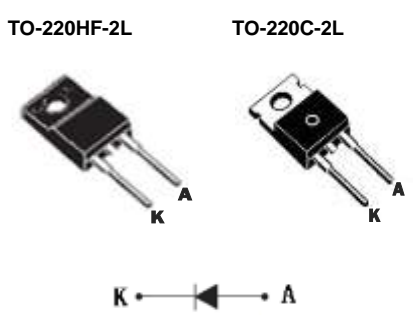


600V 10A Fast Recovery Diode

<p>Description FRED from Lonten utilizes advanced processing techniques to achieve ultra-fast recovery times and higher forward current. Its soft recovery characteristics and high reliability suit for wide industrial applications.</p> <p>Features</p> <ul style="list-style-type: none"> ◆ Low power loss, high efficiency ◆ High reliability ◆ RoHS product <p>Applications</p> <ul style="list-style-type: none"> ◆ Active power factor correction ◆ Switch power supply ◆ PFC 	<p>Product Summary 600V 10A FRED</p> <p>TO-220 Pin Configuration</p> <div style="text-align: center;">  </div>
--	--

Absolute Maximum Ratings T_C = 25°C unless otherwise noted

Parameter	Symbol	Value	Unit
Maximum D.C. Reverse Voltage	V _R	600	V
Maximum Repetitive Reverse Voltage	V _{RRM}	600	V
Average Forward Current(T _c = 110°C)	I _{F(AV)}	10	A
RMS Forward Current(T _c = 110°C)	I _{F(RMS)}	21	A
Non-Repetitive Surge Forward Current(T _J = 45°C, t=10ms, 50Hz, Sine)	I _{FSM}	150	A
Power Dissipation	P _D	83	W
Junction Temperature Range	T _J	-50 to +150	°C
Storage Temperature Range	T _{STG}	-50 to +150	°C
Module-to-Sink(Recommended M3)	Torque	1.1	Nm
	Weight	2.1	g

Thermal Characteristics TO-220HF2L

Parameter	Symbol	Value	Unit
Thermal Resistance, Junction-to-Case	R _{θJC}	3.5	°C/W

Thermal Characteristics TO-220C2L

Parameter	Symbol	Value	Unit
Thermal Resistance, Junction-to-Case	R _{θJC}	2.2	°C/W

Package Marking and Ordering Information

Device	Device Package	Marking
LDD60U10W4	TO-220HF-2L	LDD60U10W4
LDC60U10W4	TO-220C-2L	LDC60U10W4

Electrical Characteristics

$T_J = 25^\circ\text{C}$ unless otherwise noted

Symbol	Parameter	Test Conditions	Min.	Typ.	Max.	Unit
I_{RM}	Reverse Leakage Current	$V_R=600\text{V}$	--	--	50	μA
		$V_R=600\text{V}, T_J=125^\circ\text{C}$	--	--	200	μA
V_F	Forward Voltage	$I_F=10\text{A}$	--	1.8	2.4	V
		$I_F=10\text{A}, T_J=125^\circ\text{C}$	--	1.5	2.1	V
t_{rr}	Reverse Recovery Time	$I_F=1\text{A}, V_R=30\text{V}, di_F/dt=-200\text{A}/\mu\text{s}$	--	20	30	ns

Electrical Characteristics Diagrams

Figure 1. I_F vs V_F

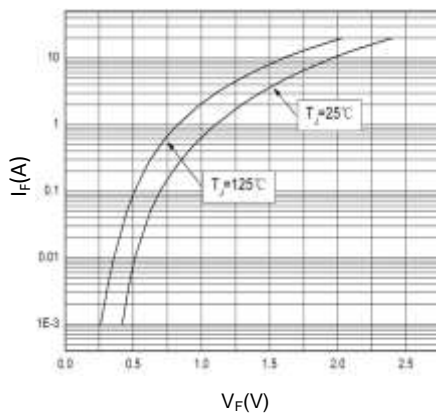


Figure 2. I_R vs V_R

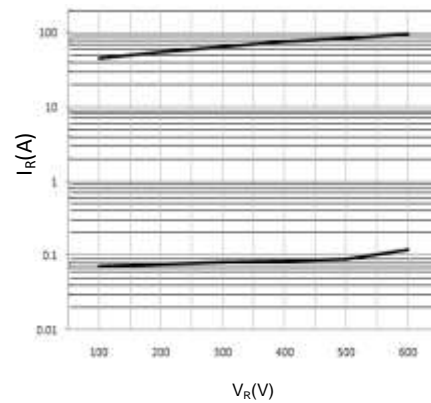


Figure 3. C_T vs V_R

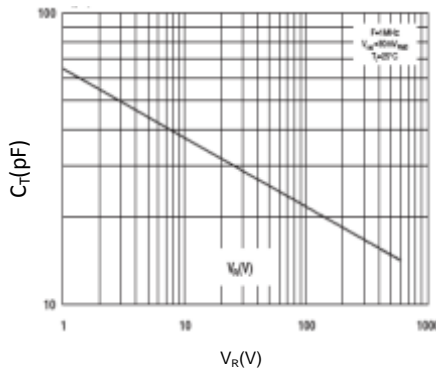


Figure 4. I_F vs T_C

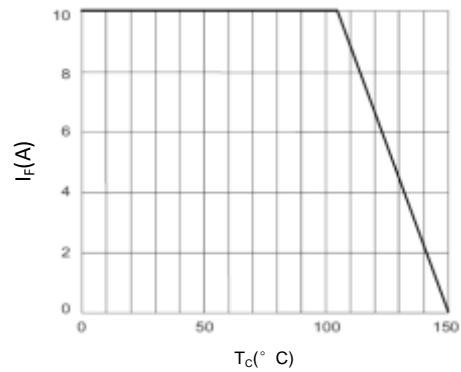


Figure 5. I_R vs T_C

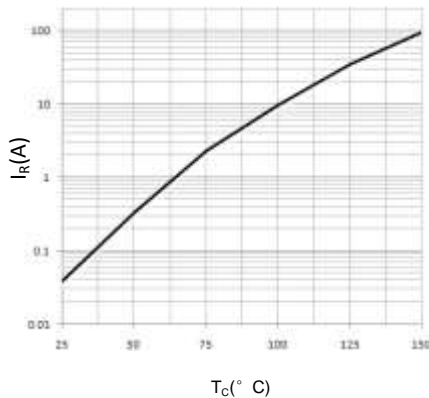


Figure 6. Diode Reverse Recovery Test Circuit and Waveform

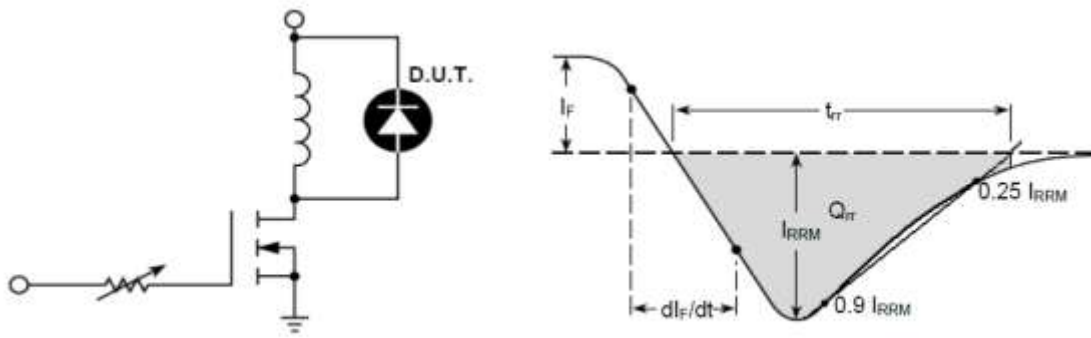
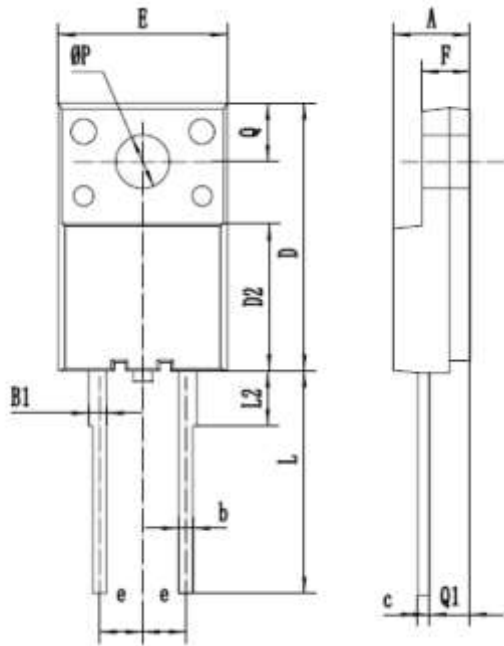


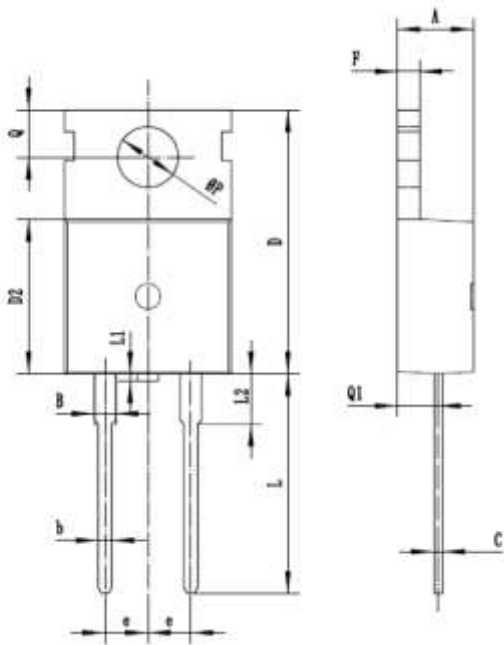
Figure 7. Package Outline Dimensions in Millimeters

Mechanical Dimensions for TO-220HF-2L



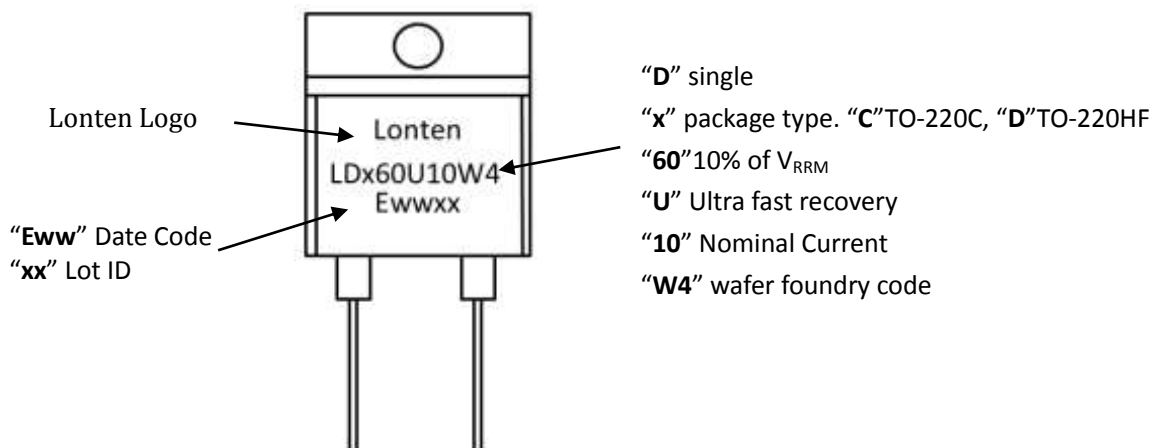
Symbol	MIN	MAX
A	4.0	5.0
B1	0.87	1.27
b	0.72	0.92
c	0.5	0.7
D	15.0	16.5
D2	7.8	9.4
E	9.62	10.62
e	2.54(TYP.)	
F	2.3	3.3
L	13.0	14.0
L2	3.1	3.5
ΦP	3.0	3.4
Q	3.15	3.55
Q1	2.2	2.5

Mechanical Dimensions for TO-220C-2L



Symbol	MIN	MAX
A	4.30	4.70
B	1.22	1.40
b	0.70	0.95
c	0.40	0.65
D	15.20	16.20
D2	9.00	9.40
E	9.70	10.10
e	2.39	2.69
F	1.25	1.40
L	12.60	13.60
L1	0.20	0.50
L2	2.80	3.20
Q	2.60	3.00
Q1	2.20	2.60
P	3.5	3.80

Marking Information



Disclaimer

The content specified herein is for the purpose of introducing LONTEN's products (hereinafter "Products"). The information given in this document shall in no event be regarded as a guarantee of conditions or characteristics. Examples of application circuits, circuit constants and any other information contained herein illustrate the standard usage and operations of the Products. The peripheral conditions must be taken into account when designing circuits for mass production.

LONTEN does not assume any liability for infringement of patents, copyrights, or other intellectual property rights of third parties by or arising from the use of the Products or technical information described in this document.

The Products are not designed or manufactured to be used with any equipment, device or system which requires an extremely high level of reliability the failure or malfunction of which may result in a direct threat to human life or create a risk of human injury (such as a medical instrument, transportation equipment, aerospace machinery, nuclear-reactor controller, fuel-controller or other safety device). LONTEN shall bear no responsibility in any way for use of any of the Products for the above special purposes.

Although LONTEN endeavors to improve the quality and reliability of its products, semiconductor products have specific characteristics such as the occurrence of failure at a certain rate and malfunctions under certain use conditions. Please be sure to implement safety measures to guard them against the possibility of physical injury, and injury or damage caused by fire in the event of the failure of a LONTEN product.

The content specified herein is subject to change for improvement without notice. When using a LONTEN product, be sure to obtain the latest specifications.