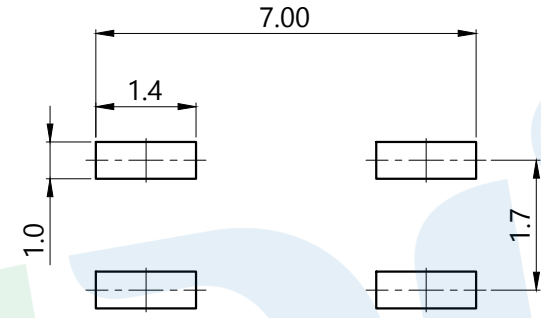
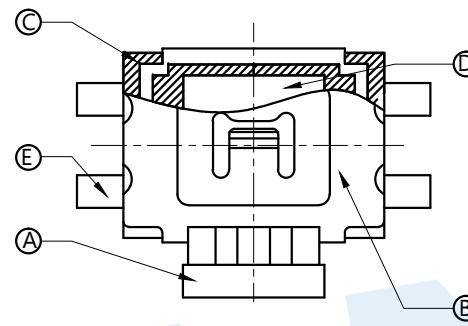
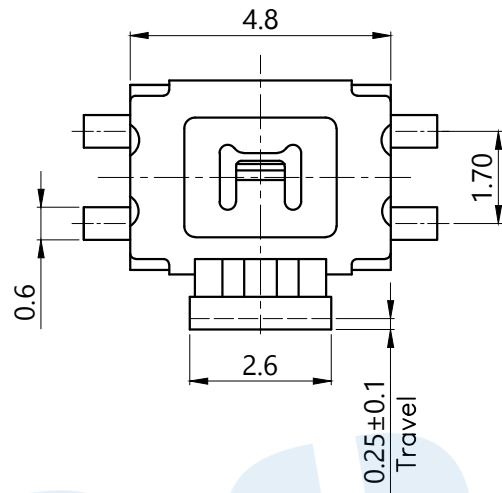
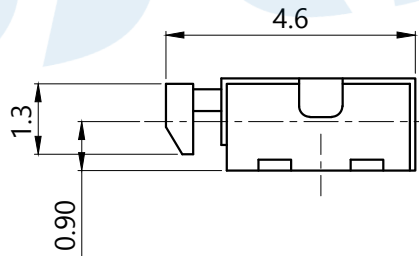
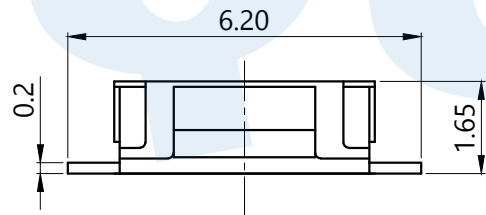


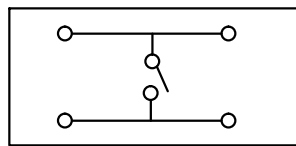
RoHS



PCB Layout(Pattern Side)



OPERATING FORCE	
CODE	VIGOR
B2	180±30gf
B3	250±30gf



Circuit diagram

Ⓕ	Dust film		1	Polyimide tape	
Ⓖ	Terminal		4	Phosphor bronze	Silvering
Ⓓ	Reed		1	SUS	Silver covered
Ⓒ	Base		1	Nylon	Black
Ⓑ	Cover		1	SUS	Natural
Ⓐ	Keystoke		1	Nylon	Black
NO.	Name	Number	Qty	Materil	Remarks

YUANDI® Yuandi Electronics Co, Ltd

design	date	name	TACT SWITCHS
Review	date		
Approved	date	name	TS-1085SA-B□

Drawing number: Proportion 1:1 unit mm gage number A4

modify Review Approved Tolerance not specified

angle	±2'
10~30	±0.30
5~10	±0.20
~ 5	±0.10