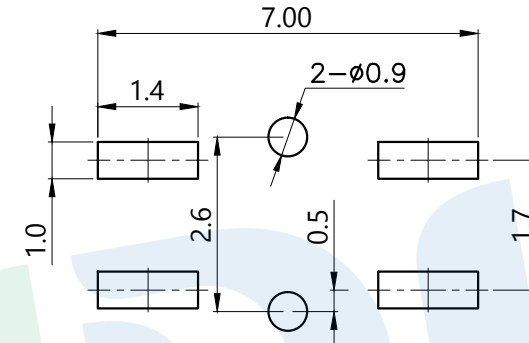
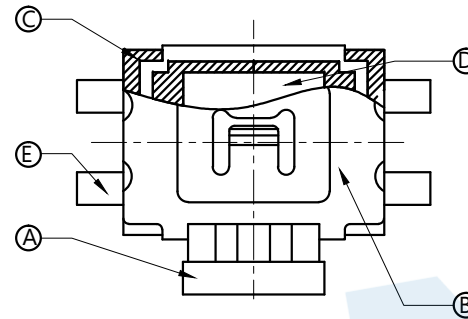
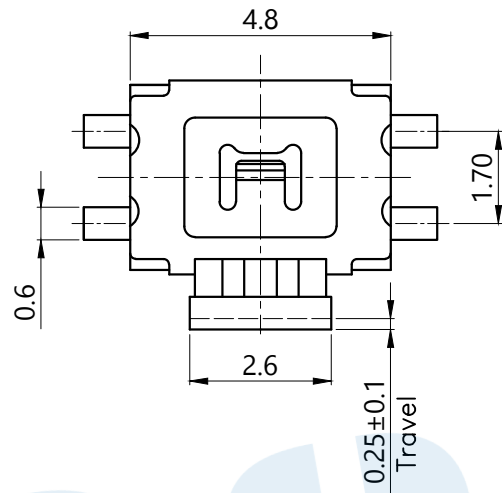


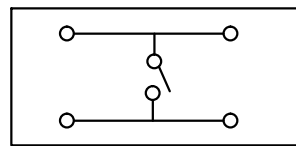
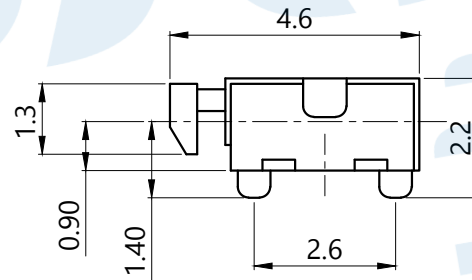
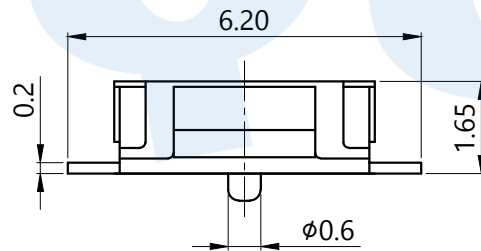
RoHS



PCB Layout(Pattern Side)

PART NO.	
TS-1085S	
TS-1085SA	

OPERATING FORCE	
CODE	VIGOR
B2	180±30gf
B3	250±30gf



Circuit diagram

Ⓣ	Dust film		1	Polyimide tape	
ⓔ	Terminal		4	Phosphor bronze	Silvering
ⓓ	Reed		1	SUS	Silver covered
ⓐ	Base		1	Nylon	Black
ⓑ	Cover		1	SUS	Natural
Ⓐ	Keystoke		1	Nylon	Black
NO.	Name	Number	Qty	Materil	Remarks

**YUANDI**® Yuandi Electronics Co, Ltd

design	date	name	TACT SWITCHS
Review	date	name	TS-1085S-B□
Approved	date	name	

Drawing number: Proportion 1:1 unit mm gage number A4

modify Review Approved Tolerance not specified

angle ±2'  
10~30 ±0.30  
5~10 ±0.20  
~ 5 ±0.10