

SPECIFICATION OF FBM□-□□□_A□□ SERIES

APPLICATIONS

1. EMI suppression for various electric equipment by the addition of impedance to the circuit.
2. It is particular effective with unstable grounding.
3. High frequency EMI prevention of computers , printers , VCRs , TVs and portable telephone.
4. The FBM□-A□□ series can be used in high current circuits due to its low DC resistance. It can match power line to a maximum of 10A DC.



ORDERING CODE

FBM□ - 11 - 160808 - 121 A□□ R T
(1) (2) (3) (4) (5) (6)(7)

(1) PRODUCT TYPE CODE

FBM : Ferrite Bead Multilayer

□: RoHS Code

(2) DESIGN CODE

Type : 11,10,09,15,HA,L11,L10

(3) SIZE CODE

See Following Table

(4) IMPEDANCE VALUE CODE

Example : 121=120Ω , 280=28Ω

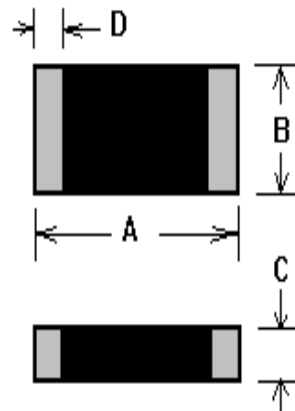
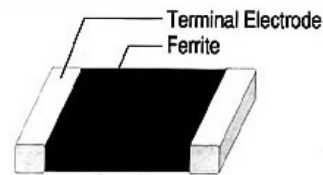
(5) A□□ MEANS HIGH CURRENT RATING

Example : A10 means 1000mA

A08 means 800mA

(6) R : SPECIAL DCR CODE

(7) TAPING



SHAPE & DIMENSIONS

UNIT:mm (inch)

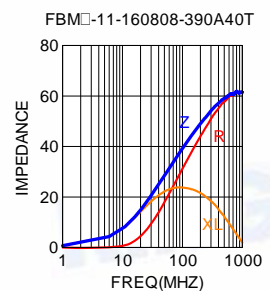
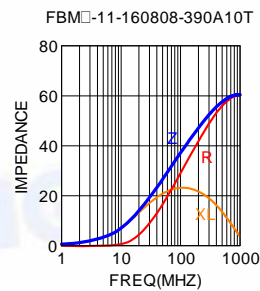
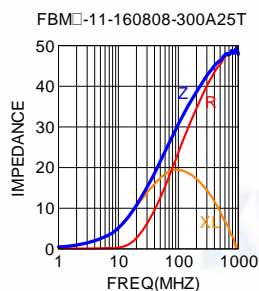
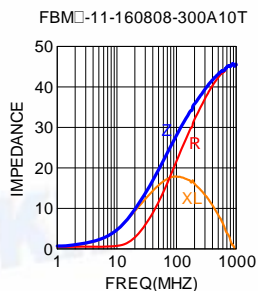
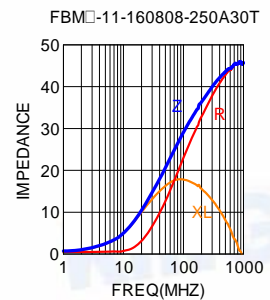
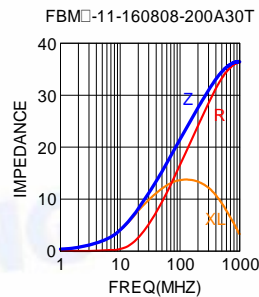
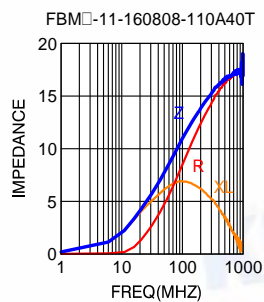
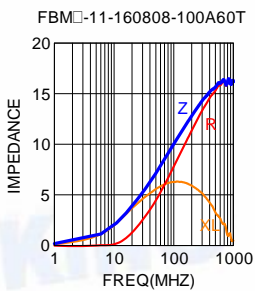
SIZE CODE	A	B	C	D
FBM□-11-100505 (0402)	1.00±0.10 (0.040±0.004)	0.50±0.10 (0.020±0.004)	0.50±0.10 (0.020±0.004)	0.25±0.10 (0.010±0.004)
FBM□-11-160808 (0603)	1.60±0.20 (0.063±0.008)	0.80±0.20 (0.031±0.008)	0.80±0.20 (0.031±0.008)	0.30±0.20 (0.012±0.008)
FBM□-11-201209 (0805)	2.00±0.20 (0.079±0.008)	1.20±0.20 (0.047±0.008)	0.90±0.20 (0.035±0.008)	0.50±0.30 (0.020±0.012)
FBM□-11-321611 (1206)	3.20±0.20 (0.126±0.008)	1.60±0.20 (0.063±0.008)	1.10±0.20 (0.043±0.008)	0.50±0.30 (0.020±0.012)
FBM□-11-322513 (1210)	3.20±0.20 (0.126±0.008)	2.50±0.20 (0.098±0.008)	1.30±0.20 (0.051±0.008)	0.50±0.30 (0.020±0.012)
FBM□-11-451616 (1806)	4.50±0.20 (0.177±0.008)	1.60±0.20 (0.063±0.008)	1.60±0.20 (0.063±0.008)	0.50±0.30 (0.020±0.012)
FBM□-□□-453215 (1812)	4.50±0.20 (0.177±0.008)	3.20±0.20 (0.126±0.008)	1.50±0.20 (0.059±0.008)	0.50±0.30 (0.020±0.012)

※All the data listed in this catalogue are for reference only, King Core reserves the right to alter or revise the specifications without prior notification.

MULTILAYER CHIP BEADS → FBM□-11-160808 : High Current Standard Type

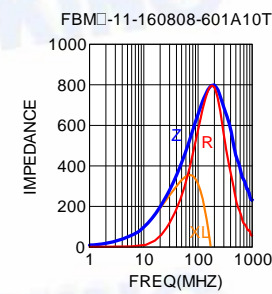
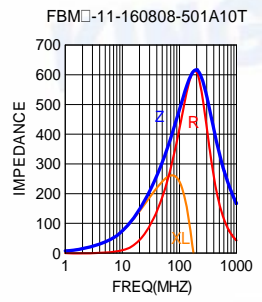
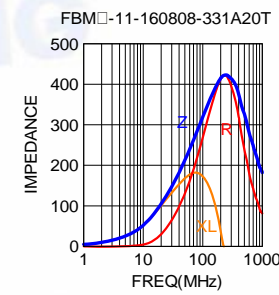
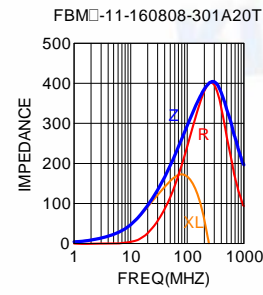
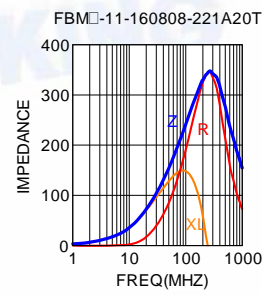
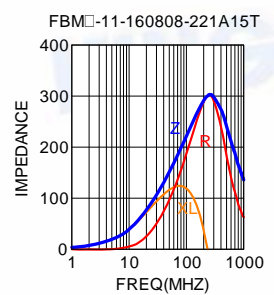
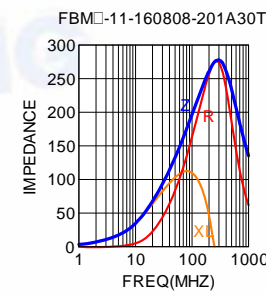
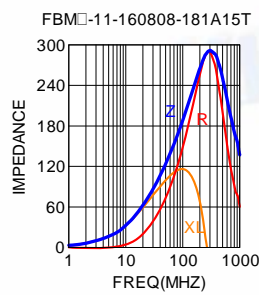
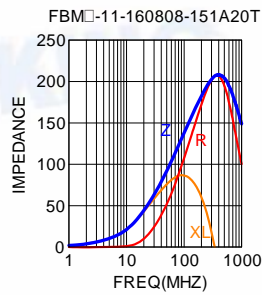
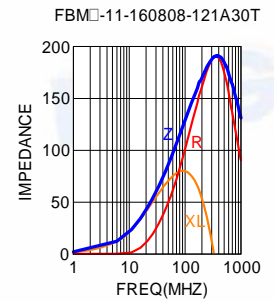
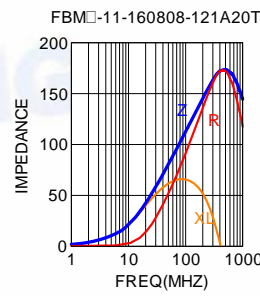
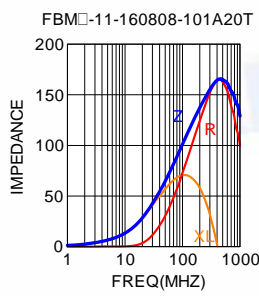
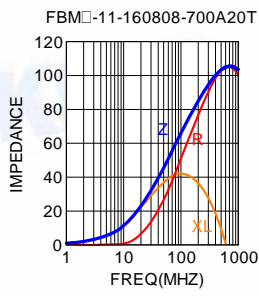
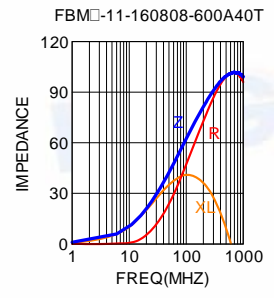
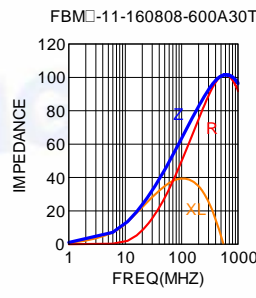
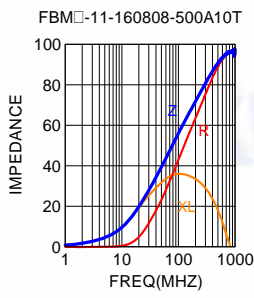
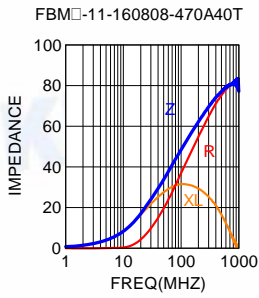
ELECTRICAL CHARACTERISTICS

ORDERING CODE	Impedance (Ω)	Test Frequency (MHz)	DC Resistance (Ω)max	Rated Current (mA)max
FBM□-11-160808-100A60T	10±25%	100	0.010	6000
FBM□-11-160808-110A40T	11±25%	100	0.035	4000
FBM□-11-160808-200A30T	20±25%	100	0.040	3000
FBM□-11-160808-250A30T	25±25%	100	0.040	3000
FBM□-11-160808-300A10T	30±25%	100	0.100	1000
FBM□-11-160808-300A25T	30±25%	100	0.050	2500
FBM□-11-160808-390A10T	39±25%	100	0.200	1000
FBM□-11-160808-390A40T	39±25%	100	0.035	4000
FBM□-11-160808-470A40T	47±25%	100	0.035	2000
FBM□-11-160808-500A10T	50±25%	100	0.200	1000
FBM□-11-160808-600A30T	60±25%	100	0.040	3000
FBM□-11-160808-600A40T	60±25%	100	0.035	4000
FBM□-11-160808-700A20T	70±25%	100	0.100	2000
FBM□-11-160808-101A20T	100±25%	100	0.100	2000
FBM□-11-160808-121A20T	120±25%	100	0.100	2000
FBM□-11-160808-121A30T	120±25%	100	0.040	3000
FBM□-11-160808-151A20T	150±25%	100	0.100	2000
FBM□-11-160808-181A15T	180±25%	100	0.150	1500
FBM□-11-160808-201A30T	200±25%	100	0.040	3000
FBM□-11-160808-221A15T	220±25%	100	0.150	1500
FBM□-11-160808-221A20T	220±25%	100	0.100	2000
FBM□-11-160808-301A20T	300±25%	100	0.100	2000
FBM□-11-160808-331A20T	330±25%	100	0.100	2000
FBM□-11-160808-501A10T	500±25%	100	0.200	1000
FBM□-11-160808-601A10T	600±25%	100	0.200	1000



※All the data listed in this catalogue are for reference only, King Core reserves the right to alter or revise the specifications without prior notification.

MULTILAYER CHIP BEADS → FBM□-11-160808 : High Current Standard Type



※All the data listed in this catalogue are for reference only, King Core reserves the right to alter or revise the specifications without prior notification.