

SPECIFICATION OF FBM□-__ _ _A□□ SERIES

APPLICATIONS

1. EMI suppression for various electric equipment by the addition of impedance to the circuit.
2. It is particular effective with unstable grounding.
3. High frequency EMI prevention of computers , printers , VCRs , TVs and portable telephone.
4. The FBM□-A□□ series can be used in high current circuits due to its low DC resistance.
It can match power line to a maximum of 10A DC.



ORDERING CODE

FBM□ - 11 - 100505 - 121 A□□ R T
(1) (2) (3) (4) (5) (6)(7)

(1) PRODUCT TYPE CODE

FBM : Ferrite Bead Multilayer
 □: RoHS Code

(2) DESIGN CODE

Type : 11,10,09,15,HA,L11,L10

(3) SIZE CODE

See Following Table

(4) IMPEDANCE VALUE CODE

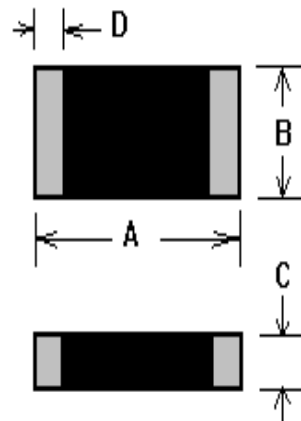
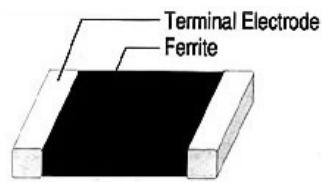
Example : 121=120Ω , 280=28Ω

(5) A□□ MEANS HIGH CURRENT RATING

Example : A10 means 1000mA
 A08 means 800mA

(6) R : SPECIAL DCR CODE

(7) TAPING



SHAPE & DIMENSIONS

UNIT:mm (inch)

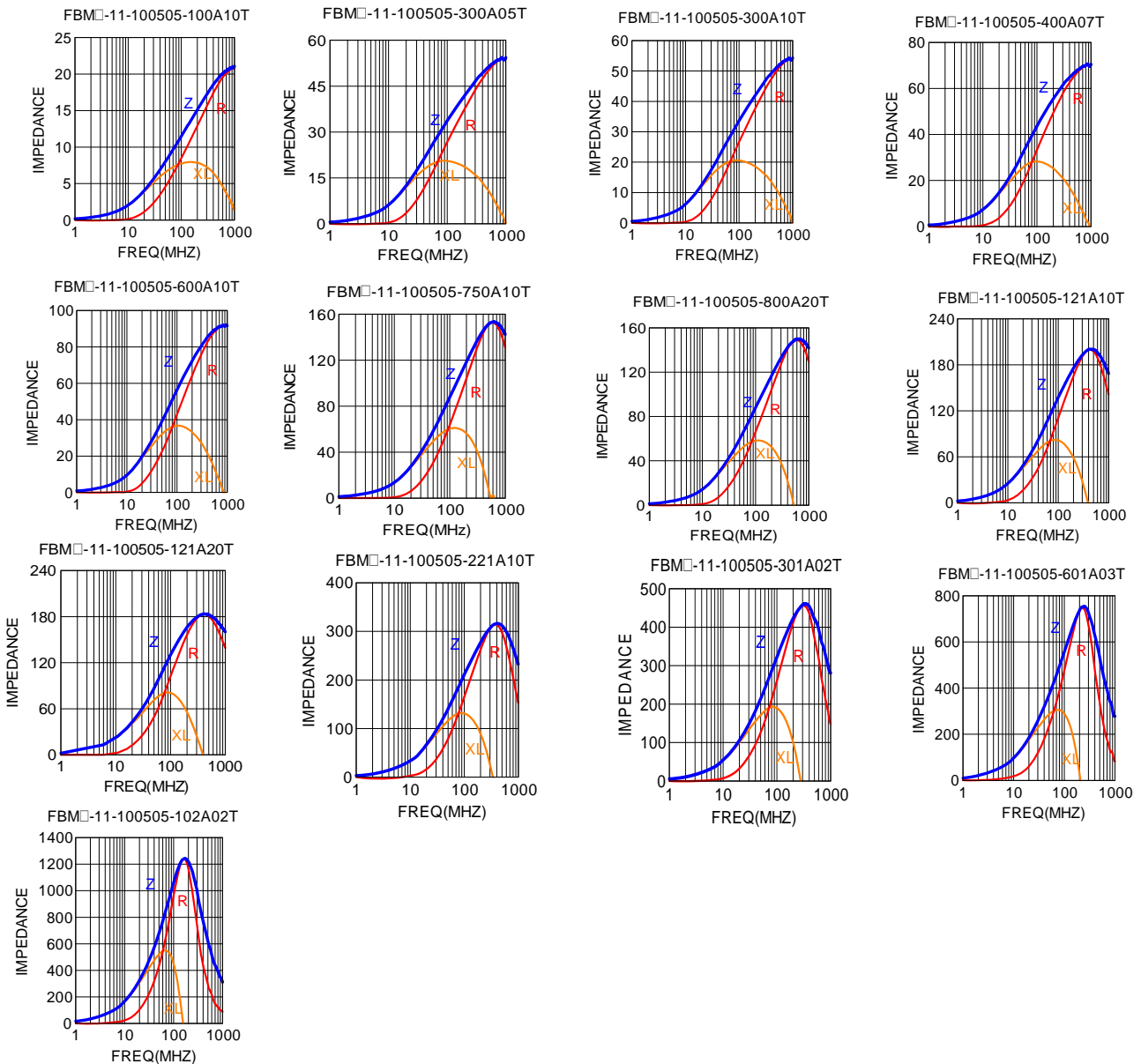
SIZE CODE	A	B	C	D
FBM□-11-100505 (0402)	1.00±0.10 (0.040±0.004)	0.50±0.10 (0.020±0.004)	0.50±0.10 (0.020±0.004)	0.25±0.10 (0.010±0.004)
FBM□-11-160808 (0603)	1.60±0.20 (0.063±0.008)	0.80±0.20 (0.031±0.008)	0.80±0.20 (0.031±0.008)	0.30±0.20 (0.012±0.008)
FBM□-11-201209 (0805)	2.00±0.20 (0.079±0.008)	1.20±0.20 (0.047±0.008)	0.90±0.20 (0.035±0.008)	0.50±0.30 (0.020±0.012)
FBM□-11-321611 (1206)	3.20±0.20 (0.126±0.008)	1.60±0.20 (0.063±0.008)	1.10±0.20 (0.043±0.008)	0.50±0.30 (0.020±0.012)
FBM□-11-322513 (1210)	3.20±0.20 (0.126±0.008)	2.50±0.20 (0.098±0.008)	1.30±0.20 (0.051±0.008)	0.50±0.30 (0.020±0.012)
FBM□-11-451616 (1806)	4.50±0.20 (0.177±0.008)	1.60±0.20 (0.063±0.008)	1.60±0.20 (0.063±0.008)	0.50±0.30 (0.020±0.012)
FBM□-__ _-453215 (1812)	4.50±0.20 (0.177±0.008)	3.20±0.20 (0.126±0.008)	1.50±0.20 (0.059±0.008)	0.50±0.30 (0.020±0.012)

※All the data listed in this catalogue are for reference only, King Core reserves the right to alter or revise the specifications without prior notification.

MULTILAYER CHIP BEADS → FBM□-11-100505 : High Current Standard Type

ELECTRICAL CHARACTERISTICS

ORDERING CODE	Impedance (Ω)	Test Frequency (MHz)	DC Resistance (Ω)max	Rated Current (mA)max
FBM□-11-100505-100A10T	10±25%	100	0.200	1000
FBM□-11-100505-300A05T	30±25%	100	0.300	500
FBM□-11-100505-300A10T	30±25%	100	0.200	1000
FBM□-11-100505-400A07T	40±25%	100	0.200	700
FBM□-11-100505-600A10T	60±25%	100	0.200	1000
FBM□-11-100505-750A10T	75±25%	100	0.200	1000
FBM□-11-100505-800A20T	80±25%	100	0.100	2000
FBM□-11-100505-121A10T	120±25%	100	0.200	1000
FBM□-11-100505-121A20T	120±25%	100	0.100	2000
FBM□-11-100505-221A10T	220±25%	100	0.200	1000
FBM□-11-100505-301A02T	300±25%	100	0.600	200
FBM□-11-100505-601A03T	600±25%	100	0.500	300
FBM□-11-100505-102A02T	1000±25%	100	0.800	200



※All the data listed in this catalogue are for reference only, King Core reserves the right to alter or revise the specifications without prior notification.