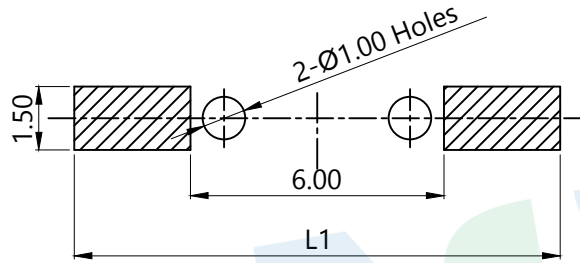
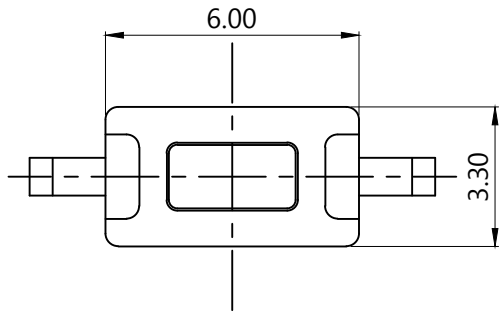
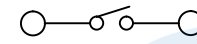


RoHS



PCB Layout(Pattern side)



Circuit Diagram

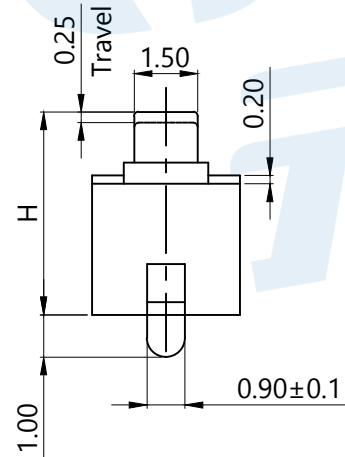
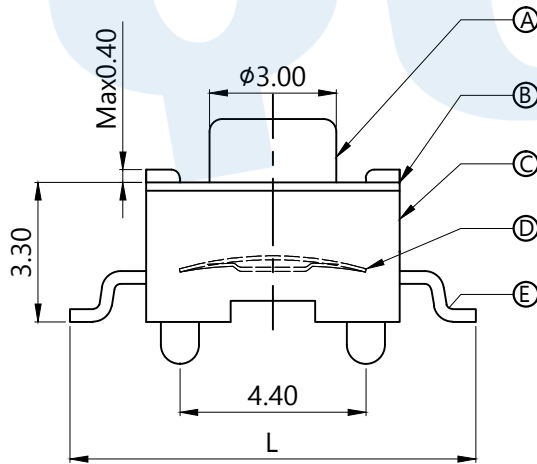
PART NO.
TS-1096S
TS-1096SA

TOTAL HEIGHT	
CODE	H
A1	4.3
A2	5.0
A3	7.0

OPERATING FORCE	
CODE	VIGOR
B2	180±30gf
B3	250±30gf

FOOT PITCH		
CODE	L	L1
C1	8.0	9.0
C2	8.5	10
C3	9.0	11
C4	9.5	12
C5	10	12

SHRAPNEL	
CODE	MATERIAL/QTY
D2	SUS/1PCS
D4	SUS/2PCS



Ⓔ	Terminal		2	Brass	Silvering
Ⓓ	Contact		1	SUS	Silver covered
Ⓒ	Base		1	PPA	White
Ⓑ	Cover		1	SPCC	Nickel Plating
Ⓐ	Knob		1	PPA	White
NO.	Name	Number	Qty	Materil	Remarks

YUANDI® Yuandi Electronics Co, Ltd

design	date	name	TACT SWITCHS
Review	date	name	TS-1096S-A□B□-C□D□
Approved	date	name	

Drawing number: Proportion 1:1 unit mm gage number A4

modify Review Approved Tolerance not specified

angle	±2'
10~30	±0.30
5~10	±0.20
~ 5	±0.10